



TAU MEDICAL
SUPPLIES (PTY)LTD



Contents

1. Tau Medical Company Profile
2. Eurosets
 - Oxygenators
 - Autotransfusion
 - Chest Drainage
 - Orthopaedic Drainage
 - Connectors
 - Blood Bags
 - Cardioplegia sets
 - Landing Perfusion Monitor
 - ECMOLIFE
 - Heater Cooler
3. Andocor Perfusion Cannulae
4. Medica Haemoconcentrators
5. Xenios ECMO
6. Medistim Flowmeter
7. Waston ClawLink sternal closure device
8. Sewoon Silicone Thoracic Catheters
9. JingJing Cell Saver
10. Sengewald Drapes
11. Everest Liga Clips
12. Assut Europe Sutures
13. Delacroix Chevalier Surgical Instruments

Company Profile

Introduction:

Tau Medical Supplies was formed in 2000 and is now well established as a competitive and well-respected provider of specialised surgical products to the private and public sector in South Africa.

- Cell Saving
- Auto transfusion systems
- Oxygenators
- Customised Tubing packs
- Surgical Drapes
- Silicone Thoracic Catheters
- Aortic Punch
- Surgical Instruments
- ECMO
- Sutures
- Heart Hugger – Sternum Support Harness
- Cannulae
- Hemoconcentrator
- Liga Clips
- Cardiac Flow Meter
- HIPEC
- Urology Lasers
- Urology Disposables
- Sternum Fixation
- Heart Lung machine

The suppliers to Tau are world leaders in their respective fields. Tau has negotiated a number of non-competing agreements with suppliers in US, France, Germany, Belgium, Korea, Israel, Denmark and Italy and has been distributing their products in South Africa for the past nineteen years.

Tau is continuously sourcing and negotiating additional agencies.

We believe there are very strong prospects to raise the profile, sales and distribution of the Tau product range in South Africa.

Historically our growth has outpaced our forecasts. We are well structured to increase our distribution and forecast rapid growth in market share.

South African Market

Tau Medical sells to all hospital groups as well as the independent hospitals .

In the Government sector Tau has secured positions in the Eastern Cape, Western Cape, Gauteng and Kwazulu Natal.

Our products are used by THE LEADING surgeons in their respective fields.

Company Profile

Positioning

We see ourselves as being total solution providers, as opposed to mere distributors of product.

This means that:

- WE OFFER AN UNCOMPROMISING DEDICATION TO PRE- AND AFTER SALES SERVICE
- We offer absolute professionalism in all our dealings with medical professionals
- Our product range is delivered quickly and correctly

Ethics

We maintain high standards of professional ethics. While this can occasionally result in lost business, it is an area in which we are not prepared to compromise.

Staffing

Tau has a sales force or agents in Gauteng, the Eastern Cape and Kwa-Zulu Natal. The sales team are tightly managed, incentivised and continuously motivated to perform. Our team are well supported by our efficient logistics and administrative team.

Overall Approach

The key elements to maintaining and growing the penetration of the products distributed by Tau are:

- Leading products
- Relationship management
- Market Specialisation
- Delivery lead times
- Value-added services
- Competitive pricing

Leading Products

The suppliers to Tau are world leaders in their respective fields and the products reflect the innovative use of leading edge technology. This is one of our key points of difference. We will continue to maintain our philosophy of only distributing and supporting world leading products. We are committed to the principle that the quality of our product range is a key driver to increasing our market share.

Delivery lead times

Delivery lead-time is considered to be one of the key differentiators in our market.

Tau is recognised as one of the leaders in logistics efficiency and customer support. We respond to urgent requests from our clients faster than any of our competitors (often within 15 minutes).

We achieve this key point of difference by providing our clients with:

- 24 hours' access to senior staff
- 24-hour delivery and logistics support
- Ensuring adequate stock levels

Company Profile

Value-added Services and Strengths

The partnerships between Tau and its suppliers are formidable. A key opportunity of consolidating and reinforcing these partnerships lies in providing value-added services. Rather than selling products, Tau focuses on providing solutions. This philosophy has always been one of our key points of difference and has underpinned our growth. We believe that adhering to this philosophy and practice will ensure our growth as “preferred/exclusive distributor” to many suppliers.

Our other key strengths are:

- In-depth understanding of the market and its key decision-makers
- Quality of the product range
- Strong presence in the market
- Excellent relationship with existing customer base
- Professional Sales Staff
- A comprehensive range of products
- Excellent relationships with suppliers
- On site and ongoing training

Relationship Management

This is the most important driver of the increases in sales volumes. Our field staff sees their role being Relationship Managers, in which they develop and maintain ongoing relationships with all role players in the purchasing process as well as all users of the products. Buying decisions are influenced and made at several different points within each hospital/group. These need to be carefully and individually managed.

The influential contact points that we concentrate on are:

- Operating Theatre staff
- Surgeons
- Physicians
- Perfusionists
- Hospital managers
- Buyers at individual hospitals
- Buyers at hospital groups

Post-sale training and support is recognised as a key component of relationship management and is integral to the role of our Relationship Managers.

Company Profile

Promotion

We also communicate our brand via the following mediums:

- Catalogues
- Clinical Documentation
- Product Information, through various types of communication distributed by suppliers
- Advertising in relevant journals
- Workshops and Congresses

Monitoring and Reporting

We believe in tight monitoring and controls to ensure:

- Conservative financial growth
- Efficient marketing structure

We achieve this by a series of controls which include:

- Stringent financial reporting
- Monitoring of sales performance. This evaluation enables us to compare actual and compare actual and planned results, identify the reasons for any deviations and take the necessary corrective action.
- Representative reporting systems
- Monthly / daily sales report

Suppliers

We have a number of non-competing strategic partnerships with manufacturers of products that are widely acknowledged to be amongst the world's best.

Our suppliers are:

Assut Europe

Assut Europe, is the only Italian producer of high-quality surgical sutures. It was founded in 1991 and now operates in many countries with products of excellent quality and high technology. Assut Europe guarantees the highest level of quality because it uses only selected raw materials, purchased from validated and certified suppliers; the production is subject to strict quality control measures at all stages of the production process.

www.assuteurope.com

Andocor n.v.

Andocor is a Belgian company active in the field of cardiovascular surgery and anaesthesiology. They started their production of high-quality cardiac catheters and cannulae in 1997. The cardiac catheters and cannulae are manufactured in state-of-the-art clean rooms that meet the stringent European requirements. At the beginning of 1998 the production department obtained the CE-sign for its entire product range and became a fully ISO-certified company. Their commitment to scientific research and their endeavour to excellence and

Company Profile

quality have propelled Andocor to successfully market and sell an innovative line of cardiac catheters and cannula worldwide. This success is a result of applying high standards of manufacturing methods, highly-qualified scientists and production personnel and cooperating side by side with the specialists and doctors who are the ultimate judge of AndoCor as their partner for better patients' care. www.andocor.com

General Cardiac Technology

The HEART HUGGER® sternum support harness fitted to the patient in the ICU just before the first Respiratory Therapy exercises. HEART HUGGER®'s uniform encircling support will support the whole chest wall during the coughing and movement throughout the recovery process. www.hearthugger.com

Jena Surgical

Asclepion Laser Technologies GmbH designs and sells laser devices for general surgery and precision microsurgery under the branding "JenaSurgical". Based at the hearth of the optical industry in the German city of Jena, we manufacture flexible and microscope-assisted laser systems for surgical teams around the world. Our workstations are mostly used in cutting-edge gynecology, urology, oncology and otolaryngology. www.jenasurgical.com

Landanger Delacroix-Chevalier

Delacroix-Chevalier is a leading producer of a wide variety of surgical instruments for clinical use. Based in Chaumont, France, it has distribution agents on all continents. Their success is based on consistent presence in each hospital system, a respectable quality to price ratio and the specific commitment to each aspect of the services provided. www.landanger.com.

Eurosets

Eurosets was established in 1975, working in the field of disposable hospital products. Eurosets is located in the vicinity of Medolla, Italy, the most important concentration of biomedical industry in Europe, and has always collaborated for development and manufacturing with the major multinational companies in this sector. It is a company of Villa Maria Group (www.gruppovillamaria.it) one of the leading groups in the field of Italian healthcare. Eurosets produces a wide range of products for transfusion, auto transfusion and heart surgery. www.eurosets.it.

MDD Medical Device Development

World leaders in Titanium Ligating Clips
Their website address is: www.m-d-d.net

Medistim ASA

Medistim innovative medical devices help improve the quality and outcome of cardiac bypass surgery, vascular and transplant procedures. They combine advanced technologies in flow measurement and ultrasound imaging to accurately monitor and control proper blood flow intraoperatively.
Their website address is: www.medistim.com

Company Profile

Fresenius / Xenios

Novalung's mission is to create new solutions for the treatment of lung failure with innovative artificial lungs that "breathe" outside the patient's body. The pioneering task is to work with leading clinicians around the world to develop new therapies to replace damaging invasive mechanical ventilation. Novalung was founded in Hechingen (Baden-Württemberg, Germany) in 2003 through the fusion of leading German and American technologies in the field of artificial lungs and is now active throughout the world. Xenios now incorporates Novalung, Medos and iCOR. www.xenios-ag.com

Plasti-Med

Plasti-med Company, since 1995 has been one of the leading designers, manufacturers, and suppliers of disposable medical devices in Turkey. With 28 years of experience, we provide a comprehensive range of products offering quality, innovation, and choice. Our production focuses on disposable medical devices of several groups, such as respiratory, anaesthesia, wound drainage & surgical suction, urology, gynecology, and general disposables. www.plasti-med.com

Sengewald

The Sengewald group is the only manufacturer in the world who develops and makes materials, drape systems and sterilisation packaging themselves. Since 1979 we have been connecting the needs and professional competence of our customers with our own considerable experience to create innovative, highgrade products. With our fully automated manufacturing facilities in Rohrdorf we give new meaning to the quality seal of "made in Germany" every day from the material lamination to the finished sterile products. www.sengewald.de

Sewoonmedical CO., Ltd

Suppliers of silicone thoracic catheters

www.sewoonmedical.co.kr

Spectrum Medical

Spectrum Medical is focused on the development of becoming a single "solutions provider" of a platform of high-performance technologies that include Quantum Informatics, Quantum Technologies and Quantum Sterile, Single-Use Technologies. The combination of these world leading technologies will lead to greater patient safety, improved patient outcomes and significantly improved health economics. www.spectrummedical.com

RanD

The name RanD originates from the phonetic transcription of the English acronym R&D (Research and Development) direct expression of RanD core activity: the development of technologically innovative systems based on extracorporeal circulation technologies, marked, at the same time, by extremely simplified operative management. Over the years RanD developed a whole range of products mainly focused on surgical oncology,

Tau Medical Supplies Pty Ltd

Company Profile

but it also exploited its own know-how in the development of third-party cutting-edge projects in the fields of liver support, cardiopulmonary support and dialysis. <https://rand-biotech.com/>

Waston Medical

Established in 2002, Waston Medical is one of the top players in China's medical industry. With the concept of innovation and cooperation, we specialized in five lines including orthopedics, surgical staplers, thoracic implants, customized 3Dprinting and advanced wound care. Orthopedic department focuses on trauma, spine, sports medicine and artificial joint under development. www.waston-global.com

Our contact details are: Tau Medical Supplies
Commerce Square
39 Rivonia Road
Sandhurst
2196
South Africa

Telephone: + 27 11 728 4740
Mobile: +27 82 309 1626
Attention: Evette Beck
Email: evette@taumed.co.za



EUROSETS

EVERY LIFE MATTERS

CARDIOPULMONARY



THE SOLUTION
FOR EXTENDED
DURATION CPB

REM2WEL



EUROSETS
EVERY LIFE MATTERS



DESIGNED TO REDUCE NEUROLOGICAL INJURY AND INFLAMMATORY RESPONSE IN PATIENTS UNDERGOING CARDIAC SURGERY.

Despite advancements in cardiopulmonary bypass, brain injury remains a significant problem of cardiac surgery¹.

Current estimates indicate that > 50% of patients undergoing CPB have neurological or neuropsychological deficits during the first week after surgery, 10% to 30% have long-term or permanent deficits, and 1% to 5% experience severe disability or die².

Liquid fat from recycled pericardial suction blood (PSB) is the major embolic source³.

Scientific literature demonstrates that up to 300,000 lipid particles per milliliter of blood, in the size range of 10 µm, can be found in shed mediastinal blood⁴. Lipid microemboli found in shed blood during cardiac surgery have been shown to postoperatively block capillaries of the brain³. Embolization of lipids is a phenomenon that is not just limited to the brain, as it can affect other organs such as the kidneys, spleen and lung^{3,5}.

Activation of the systemic inflammatory response during CPB has also been a major problem for Clinicians because of the potential injury to organs such as the heart, brain, lung, kidneys^{5,6,7}.

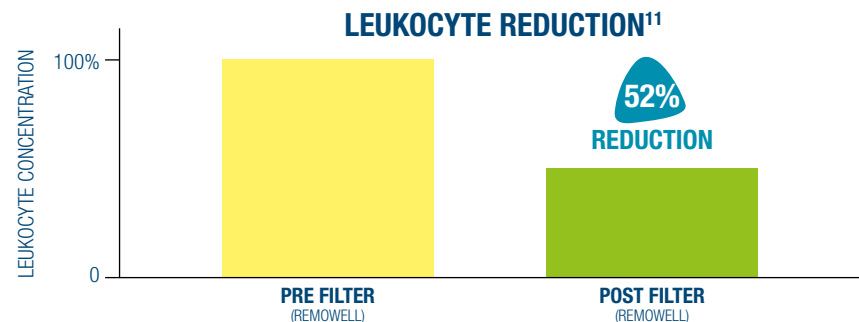
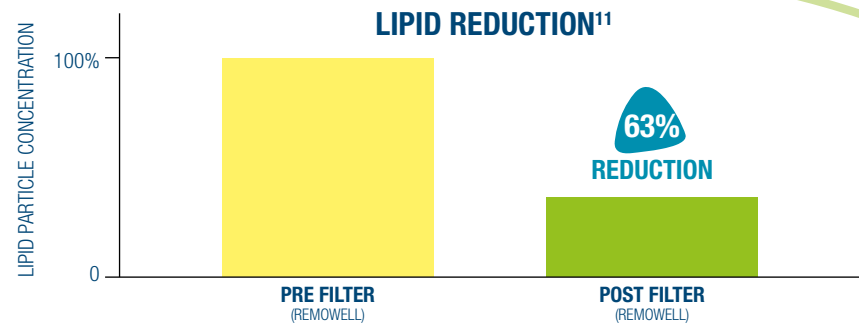
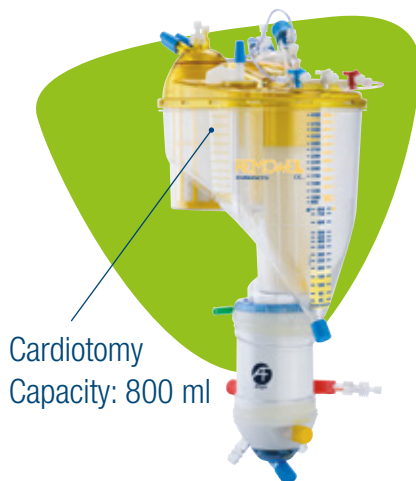
REMO2WELL2 is designed to reduce neurological injury and the inflammatory response in patients undergoing cardiac surgery, thanks to its unique and patented cardiotomy features that can reduce lipids and leukocytes coming from pericardial suction blood.

Evidence in the literature shows that the REMO2WELL technology offers efficacious LME filtration (Lipid Micro Emboli) in the clinical setting and the subsequent attenuation of NSE release, a known marker of neurologic injury⁸. In addition, significantly lower concentration of cystatin C, a known biomarker of kidney function, was found in the postoperative period, suggesting a renoprotective role for LME filtration⁹.

The Remowell filtration technology effectively contributes to reducing the inflammatory response and minimize the negative effects of cardiopulmonary bypass¹⁰.

CARDIOTOMY FEATURES

- Capacity 800 ml
- Two-step lipid-leukocyte depletion
- Multilayer cascade filtration (for lipids and leukocytes)
- Supernatant separator (lipids only)



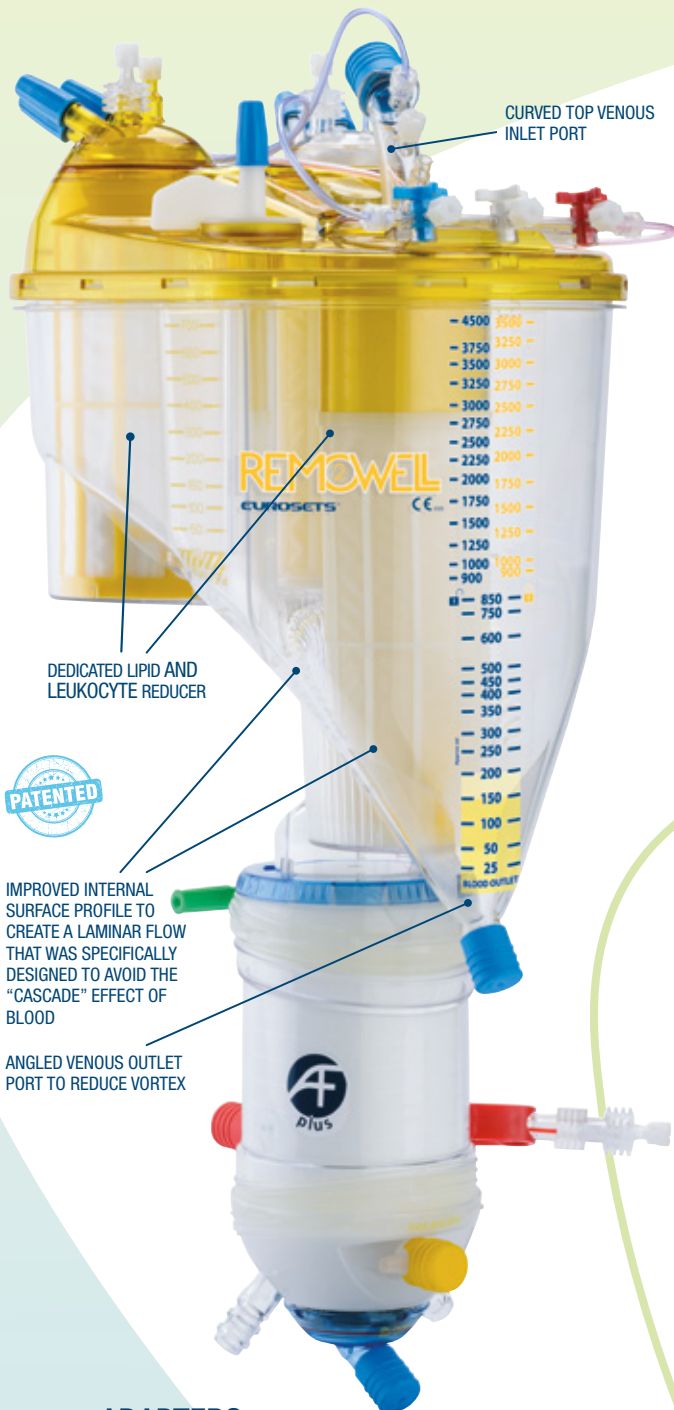
DUAL CHAMBER RESERVOIR WITH LIPID AND LEUKOCYTE REDUCTION

MAIN FEATURES

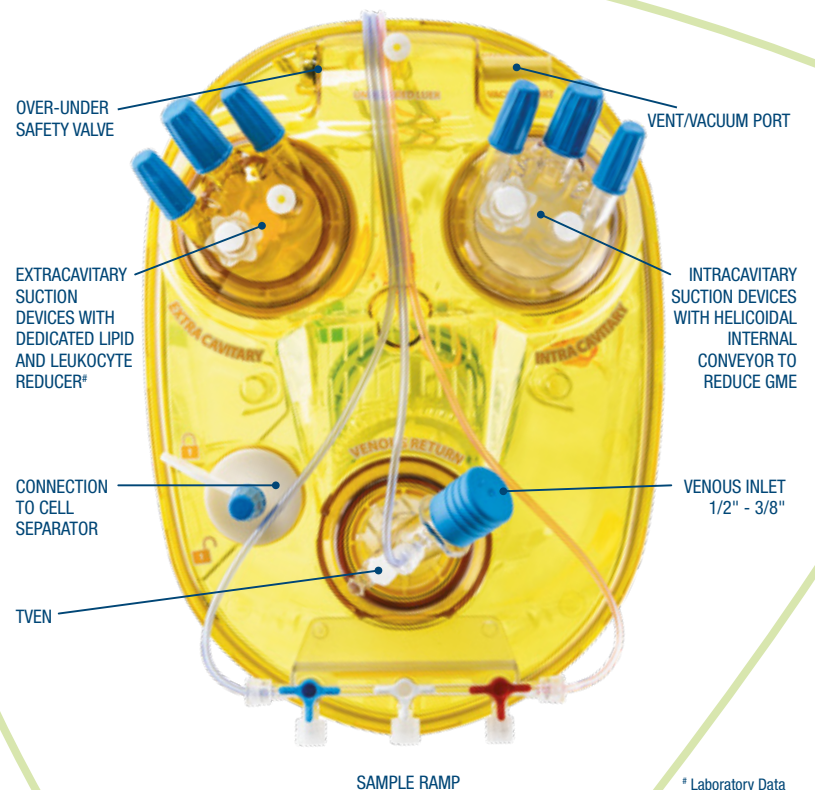

- 4500 ml total reservoir capacity
- 800 ml cardiotomy capacity
- 3 different filtration systems:
 - Venous inlet (80µm)
 - Intracavitary inlet (40µm)
 - Extracavitary inlet
 - Two step lipid-leukocyte depletion:
 - Multilayer cascade filtration (for lipids and leukocytes)
 - Supernatant separator (lipids only)
- Fully PC coated
- Suitable for VAVD

CONNECTIONS

- venous inlet, 360° rotatable 1/2" with 3/8" adapter
- venous reservoir outlet 3/8"
- vent/vacuum port 1/4"
- 4 filtered ports 1/4", 1 of which with 1/4" - Luer lock adapter
- 2 filtered ports 3/8":
 - 1 with 3/8" - 1/4" adapter
 - 1 with 3/8" - Luer lock adapter
- 2 filtered Luer lock ports
- 2 filtered post lock - Luer lock
- 1 unfiltered Luer lock



ADAPTERS



* Laboratory Data

A.L.ONE AF PLUS

OPTIMIZED PRESSURE RESISTANCE OXYGENATOR MODULE WITH INTEGRATED CASCADE ARTERIAL FILTER

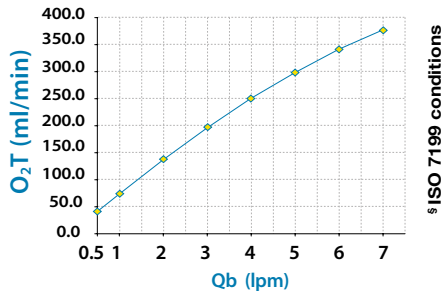
TECHNICAL CHARACTERISTICS

Priming volume:	225 ml
Contact surface area:	1.65 m ²
Max. blood flow rate:	7.0 l/min
Cascade Arterial Filter pore size:	80 μm + 38 μm
Heat Exchanger surface area:	0.08 m ²
H.E. Performance Factor:	$\eta = 0.64$ (at 4 l/min)
Material:	stainless steel
Coating:	Phosphorylcholine (PC)

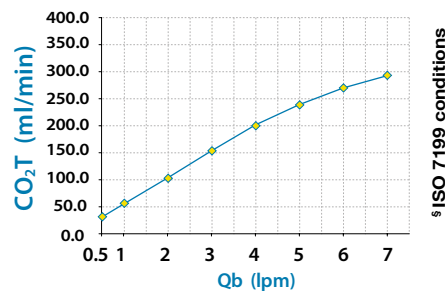
CARDIOPLEGIA ADAPTER

Poslock - 1/4" M (1 pc)

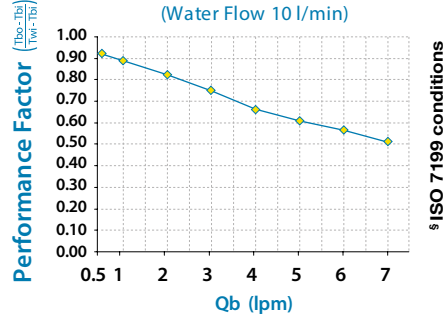
O₂T vs Q_b (in vitro)



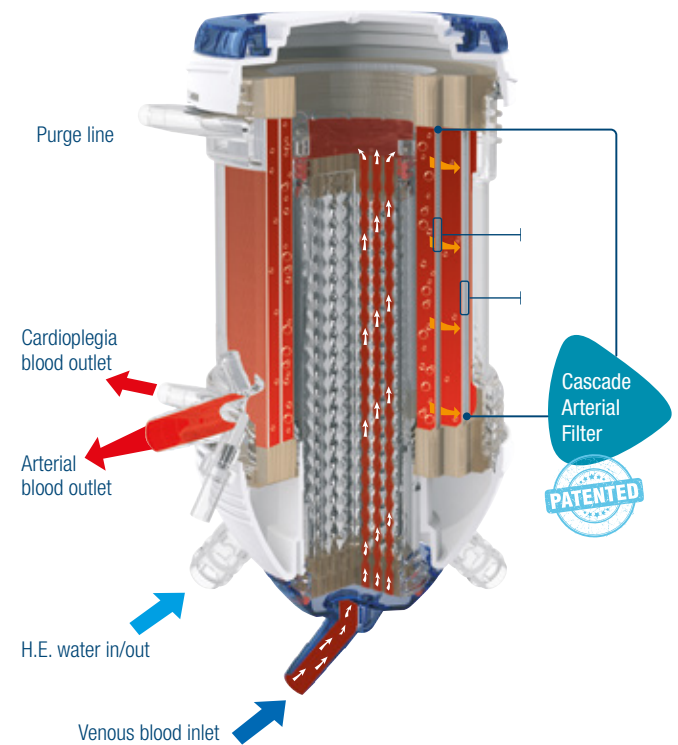
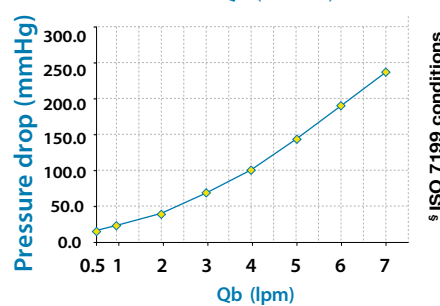
CO₂T vs Q_b (in vitro)



H.E. Performance Factor vs Q_b (in vitro)
(Water Flow 10 l/min)



dPB vs Q_b (in vitro)



§ ISO 7199 conditions

Bovine blood
Hb = 12 ± 1 g/dL

SV02 = 65 ± 5%
PVCO2 = 45 ± 5 mmHg

B.E. = 0 ± 5 mEq/L
Temp. = 37 ± 1°C

Q_b/Q_g = 1
FIO2 = 100%

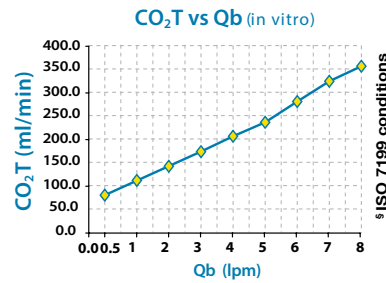
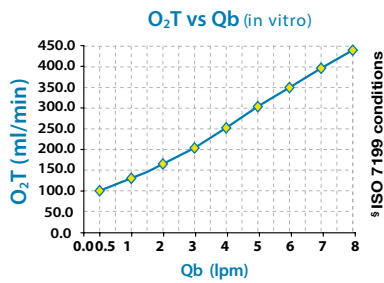
AMG OXYGENATOR MODULE

TECHNICAL CHARACTERISTICS

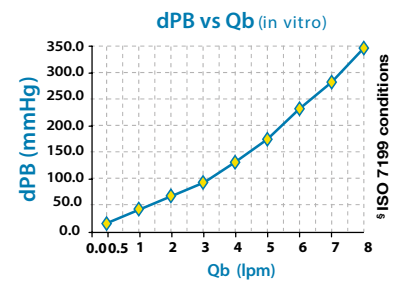
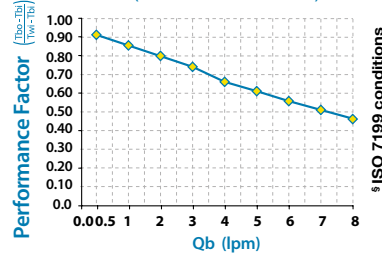
Priming volume:	220 ml
Contact surface area:	1.81 m ²
Max. blood flow rate:	8.0 l/min
Heat Exchanger surface area:	0.08 m ²
H.E. Performance Factor:	$\eta = 0.64$ (at 4 l/min)
Material:	Stainless Steel
Coating:	Phosphorylcholine (PC)

CARDIOPLEGIA ADAPTER

Poslock - 1/4" M (1 pc)

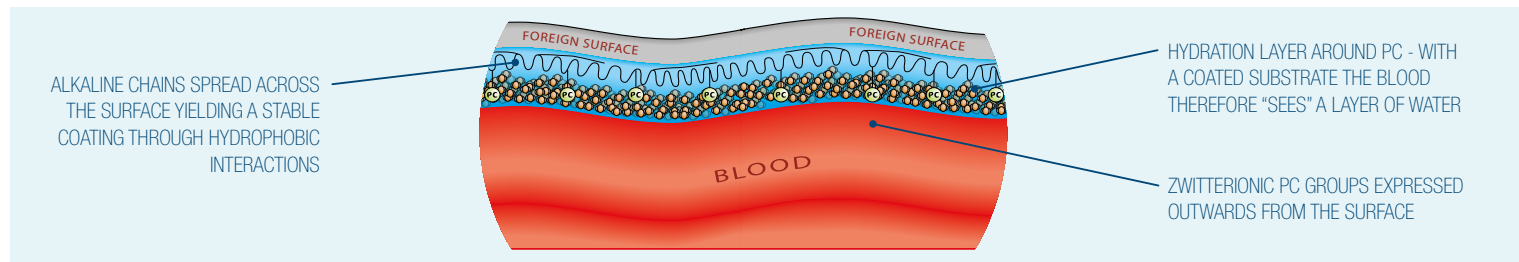


H.E. Performance Factor vs Qb (in vitro)
(Water Flow 10 l/min)






PHOSPHORYLCHOLINE COATING

Phosphorylcholine or PC is the predominant lipid headgroup found within the outer layer of cell membranes. PC has a natural affinity for water and binds water tightly around itself. As a result, the outer layer of the cell membrane does not promote clot formation (thrombosis).



ORDERING GUIDE

	OXYGENATOR MODULE	 A.L.ONE AF Plus (1.65 m ²) code AG5204 (4 pcs/pack)	 AMG (1.81 m ²) code AG5012 (4 pcs/pack)
RESERVOIR		REMOVEDL2 AF Plus (1.65 m ²) code AG5301 (1 pc/pack)	REMOVEDL2 AMG (1.81 m ²) code AG5103 (1 pc/pack)
 REMOVEDL2 CVR code AG5074 (1 pc/pack)		INTEGRATED A.L.ONE AF Plus MODULE and REMOVEDL2 CVR	INTEGRATED AMG MODULE and REMOVEDL2 CVR

CODE	DESCRIPTION	NO./PACK
EU2331	Adult/paediatric Oxygenator Holder	1
EU2489	Holder for Oxygenator adult light	1
EU2490	Adjustable holder for adult Oxygenator	1
EU2147/P	REMOVEDL2 CVR holder	1
EU2257	Holder for A.L.ONE Oxygenator	1

REFERENCES

- Engström KG. **The embolic potential of liquid fat in pericardial suction blood, and its elimination.** Perfusion. 2003 Mar;18 Suppl 1:69-74.
- William R.Brown et al. **Longer duration of cardiopulmonary bypass is associated with greater numbers of cerebral microemboli.** Stroke2000; 31:707-713
- Björn Brondén et al. **Differential Distribution of Lipid Microemboli After Cardiac Surgery.** Ann Thorac Surgery 2006; 81: 643-9
- Atli Eyjolfsson, Henrik Jonsson et al. **Characterization of Lipid Particles in Shed Mediastinal Blood.** Ann Thorac Surg 2008; 85: 978-81
- AJ de Vries et al. **The rationale for fat filtration during cardiac surgery.** Perfusion 2002; 17: 29-33
- Oliver Warren et al. **The effect of various leukocyte filtration strategies in cardiac surgery.** Eur J Cardiothorac Surg 2007; 31: 665-676
- Shalini Boodramet et al. **Use of Leukocyte-depleting Filters During Cardiac Surgery with Cardiopulmonary bypass: A Review.** JECT 2008; 40: 27-42
- Richard W. Issitt et al. **Quantification of Lipid Filtration and the Effects on Cerebral Injury During Cardiopulmonary Bypass.** Ann Thorac Surg, Sept. 2017, Volume 104, Issue 3, Pages 884-890
- Richard Issitt et al. **Do lipid microemboli induce acute kidney injury during cardiopulmonary bypass?** Perfusion Volume: 32 issue: 6, page(s): 466-473
- Alberto Molardi et al. **The use of Remowell oxygenator integrated device in the prevention of the complications related to aortic valve surgery in the elderly patient: Preliminary results.** European Journal of Preventive Cardiology 2018, Vol. 25(1S) 59-65
- A.dell'Amore et al. **Efficacy of a New Oxygenator-Integrated Fat and Leukocyte Removal Device.** Asian Cardiovasc Thorac Ann 2010;0:1-5

EUROSETS EUROPE

ITALY

Eurosets S.r.l.
Strada Statale 12, 143
41036 Medolla (MO)
Italy
Ph: +39 0535 660311
Fax: +39 0535 51248
info@eurosets.com

BENELUX

Eurosets Benelux
Winstar Park,
Rue Provinciale, 62
1301 Bierges (Wavre)
Belgium
Ph: +32 10237993
info.nl@eurosets.com
info.be@eurosets.com

FRANCE

Eurosets France Sarl
Immeuble LE FONTENOY
96, Boulevard Vivier
Merle
69423 LYON Cedex 03
Ph: +33 962191542
Fax: +33 970066573
info.fr@eurosets.com

GERMANY

Eurosets GmbH
Industriestr. 29
82194 Gröbenzell
Ph: +49 81426671227
Fax: +49 81426671229
info.de@eurosets.com

EUROSETS ASIA

CHINA

Eurosets (Suzhou) Medical Device Ltd.
Suite 1308-2, The Summit (South Block)
No. 119, Suzhou Avenue West,
Suzhou Industrial Park - 215000, Greater China.
苏州工业园区苏州大道西119
号苏悦广场南楼1308-2, 215000,
更大的中国
info.cn@eurosets.com

   eurosets.com

Prodotto da
Manufactured by
Fabriqué par
Hersteller
Fabricado por
Eurosets s.r.l.
Strada Statale 12, n°143
41036 Medolla (MO), Italy
Tel: +39 0535 660311
Fax: +39 0535 51248
E-mail: info@eurosets.com
eurosets.com

STERILE/LEO



CE

Latex free



Distribuito da
Distributed by
Distribué par
Vertrieb
Distribuido por

CARDIOPULMONARY



INFANT/PEDIATRIC
OXIGENATOR

TRILLY



EUROSETS
EVERY LIFE MATTERS

TRILLY

INFANT-PAEDIATRIC OXYGENATOR

VENOUS/CARDIOTOMY RESERVOIR

TECHNICAL FEATURES

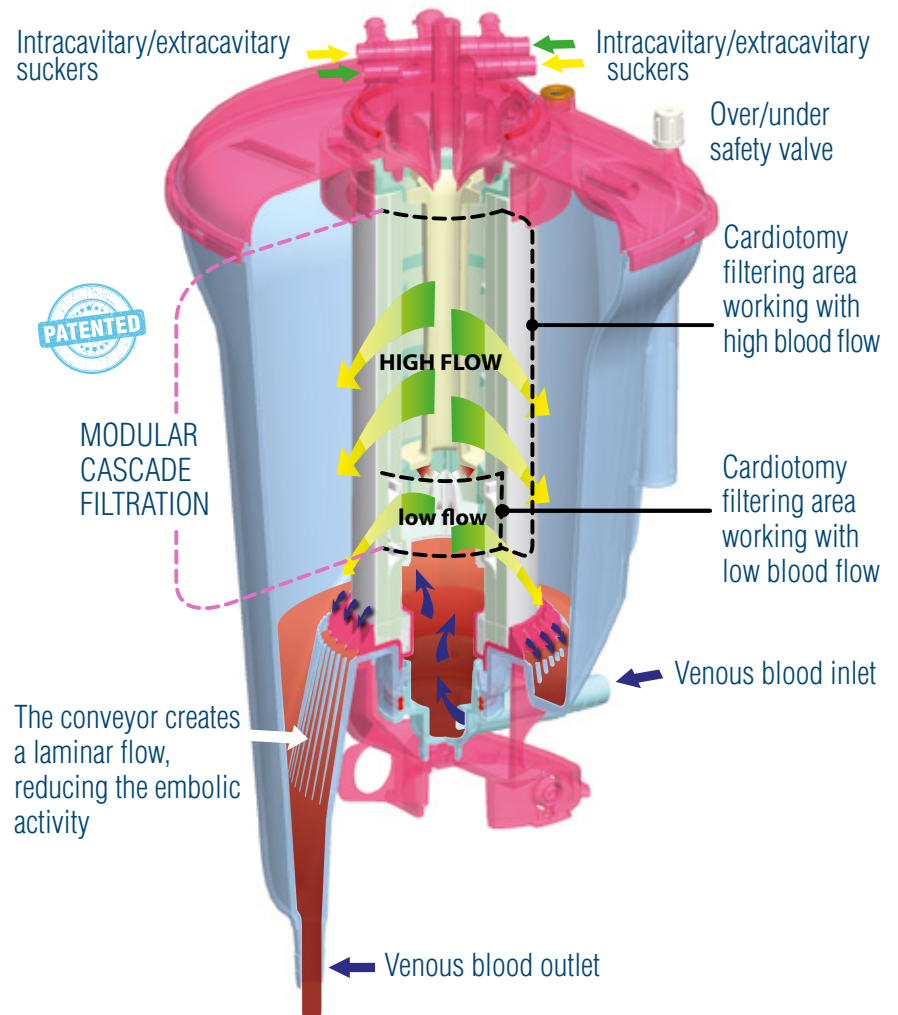
Capacity:	2500 ml
Venous Reservoir Filtering Mesh:	80 µm
Cardiotomy Filtering Mesh:	40 µm
Minimum operating level:	90 ml (@ 3,0 l/min)
	50 ml (@ 2,0 l/min)
	30 ml (@ 0,5 l/min)

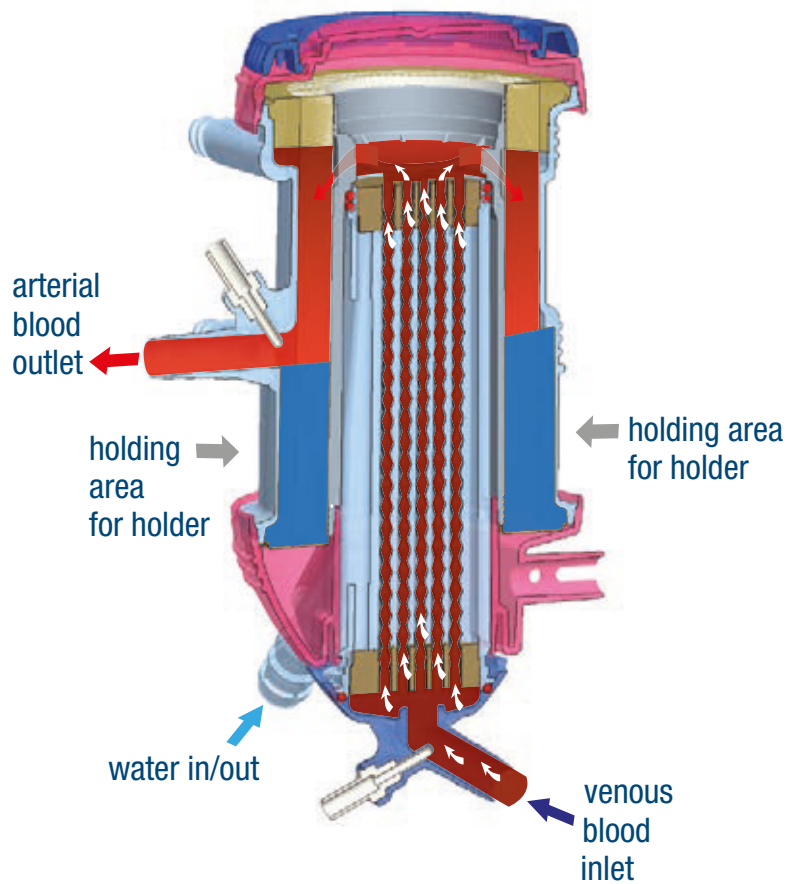
Ready for vacuum: equipped with over/under safety valve

Connectors:	6 x 1/4"
	1 x 3/8"
	2 x Luer Lock
	2 x POS Lock-Luer
Unfiltered	1 x Luer Lock

TRILLY INFANT-PEDIATRIC OXYGENATOR includes the Convenience Kit, composed by:

- 3 pcs reducer connector 3/8"-1/4"
- 2 pcs 1/4"-luer lock adapter
- 1 pcs cardioplegia adapter
- 1 pcs venous extension line



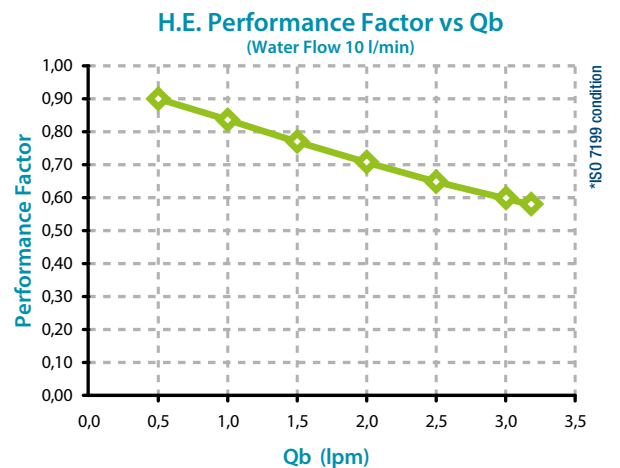
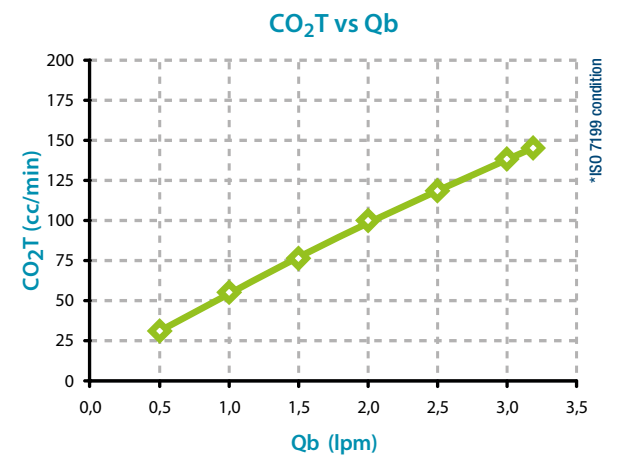
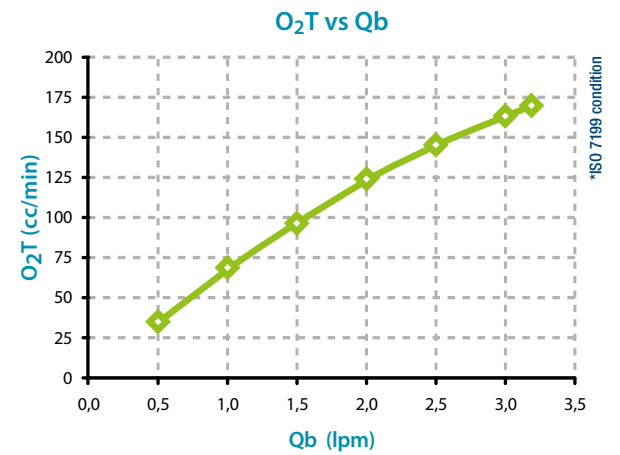


TRILLY OXYGENATOR MODULE

TECHNICAL CHARACTERISTICS

Priming volume:	99 ml
Contact surface area:	0,84 m ²
Blood flow rate:	0.5 - 3.0 l/min
Reference blood flow (ISO 7199 condition)	3,2 l/min
Heat Exchanger surface area:	0.04 m ²

H.E. Performance Factor:	$\eta = 0.60$ (at 3 l/min)
Coating:	PC phosphorylcholine
Connectors:	3/8" - 1/4"

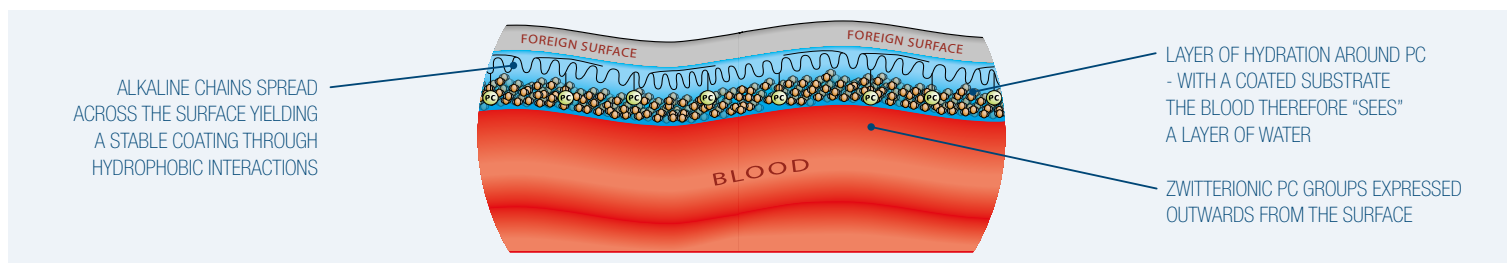


ISO 7199 condition	SV _{O2} = 65 ± 5%	Temp = 37 ± 1°C
Bovine blood	PVCO ₂ = 45 ± 5 mmHg	Q _b /Q _g = 1
Hb = 12 ± 1g/dL	B.E. = 0 ± 5 mEq/L	FiO ₂ = 100%



PHOSPHORYLCHOLINE COATING

Phosphorylcholine or PC is the predominant lipid headgroup found within the outer layer of cell membranes. PC has a natural affinity for water and binds water tightly around itself. As a result, the outer layer of the cell membrane does not promote clot formation (thrombosis).



ORDERING GUIDE

CODE	DESCRIPTION	N°/PACK
AG5032	TRILLY FULL COATED STERILE	2
EU2331	Holder for TRILLY	1



Prodotto da
Manufactured by
Fabriqué par
Hersteller
Fabricado por

Eurosets s.r.l.
Strada Statale 12, n°143
41036 Medolla (MO) Italy
Tel: +39 0535 660311
Fax: +39 0535 51248
E-mail: info@eurosets.com
eurosets.com

STERILE/EO



CE 0123

Latex free



Distribuito da
Distributed by
Distribué par
Vertrieb
Distribuido por

CARDIOPULMONARY



DESIGNED TO
OPTIMIZE GME
REDUCTION IN
PAEDIATRIC
PATIENTS

TRILY
PEDIATRIC



EUROSETS
EVERY LIFE MATTERS



THE SOLUTION TO OPTIMIZE GME (Gas Micro Emboli) REDUCTION IN PAEDIATRIC PATIENTS

Thanks to its optimized flow dynamics, Trilly Pediatric Oxygenator provides outstanding performance from 0.5 lpm to 3.5 lpm with a priming volume of only 130 ml.

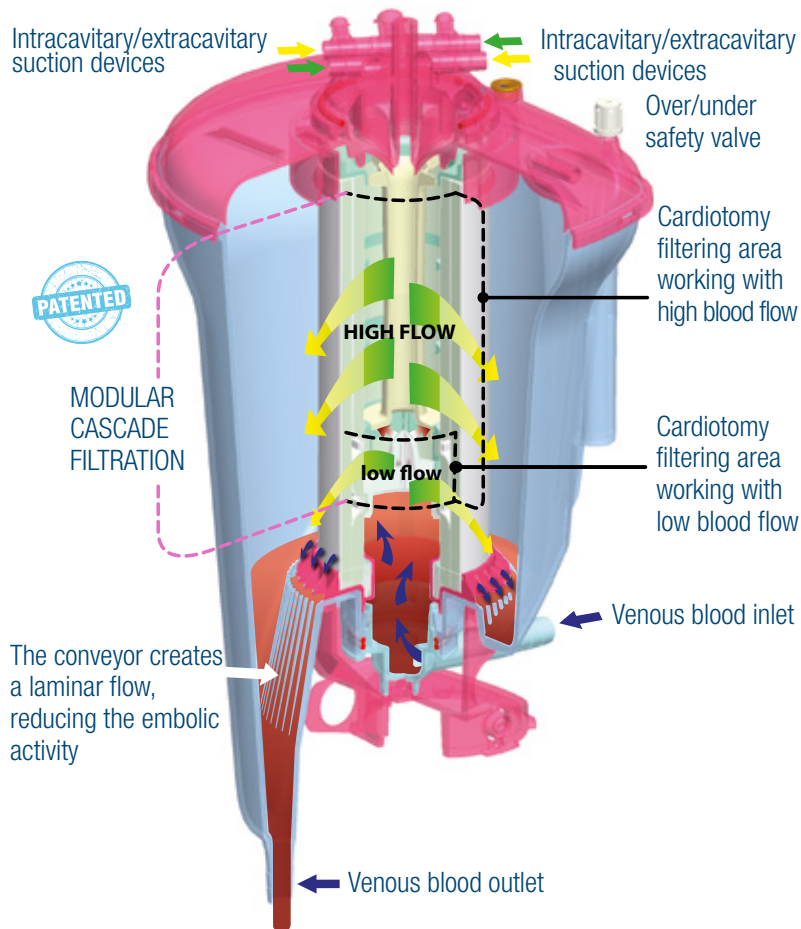
OXYGENATOR MODULE WITH PATENTED CASCADE ARTERIAL FILTER

The patented cascade arterial filter, composed of 2 filtering layers, 80µm+38µm ensures superior reduction of GME¹.

Trilly AF Pediatric is specifically designed to optimally combine gas transfer performance² with a low priming volume² a low pressure drop and to minimize the creation of GME⁴⁻⁵ thanks to:

- a unique filtration technology designed to collect blood coming from intracavitary and extracavitary suction devices;
- integrated arterial filter with self venting technology (Fig. A)

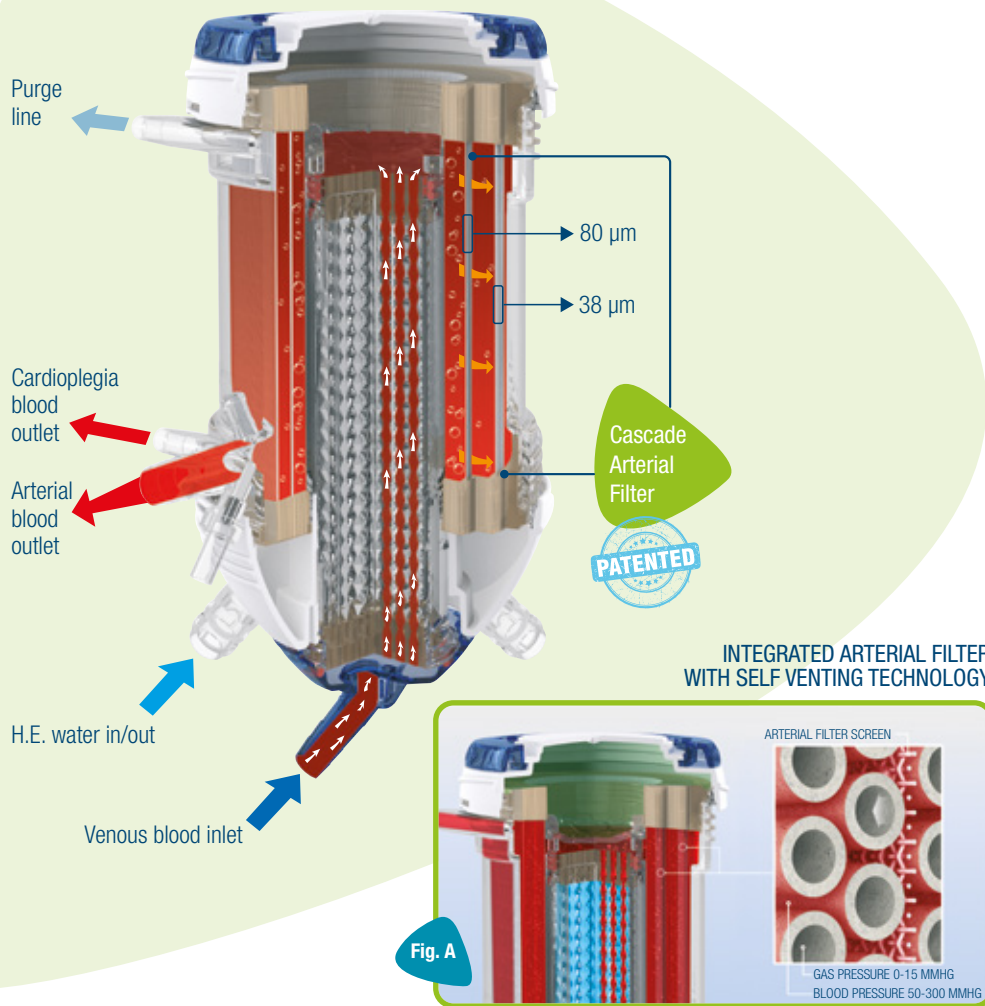
TRILLY AF PEDIATRIC OXYGENATOR ENSURES OPTIMAL ERGONOMIC DESIGN FOR PERFUSION COMFORT.



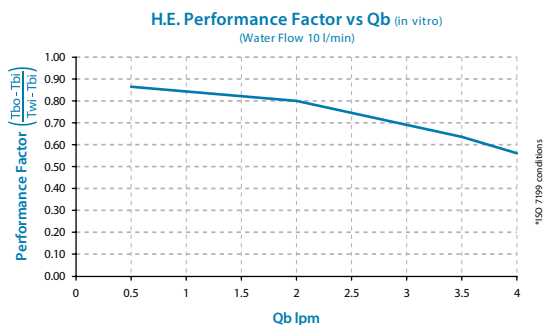
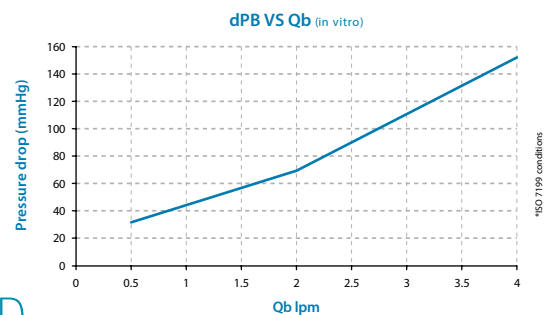
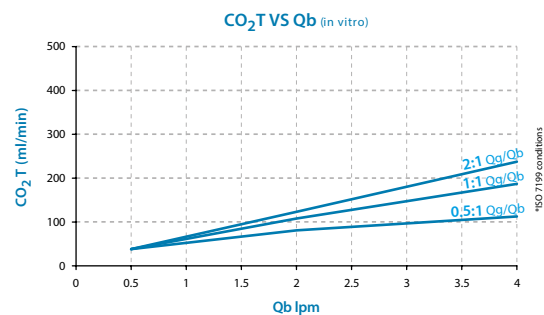
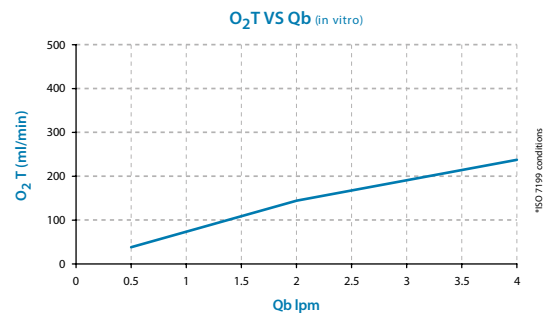
CARDIOTOMY VENOUS RESERVOIR

TECHNICAL FEATURES

Capacity:	2500 ml
Venous Reservoir Filtering Mesh:	80 µm
Cardiotomy Filtering Mesh:	40 µm
Minimum operating level:	100 ml (@ 3.5 l/min) 50 ml (@ 2.0 l/min) 30 ml (@ 0.5 l/min)
Vacuum ready:	equipped with over/under safety valve
Connectors:	6 x 1/4" 1 x 3/8" 2 x Luer Lock 2 x POS Lock-Luer
Unfiltered:	1 x Luer Lock



INTEGRATED ARTERIAL FILTER WITH SELF VENTING TECHNOLOGY



PAEDIATRIC OXYGENATOR MODULE WITH INTEGRATED CASCADE ARTERIAL FILTER

TECHNICAL CHARACTERISTICS

Priming volume:	130 ml
Contact surface area:	1.10 m ²
Blood flow rate:	0.5 - 3.5 l/min
Reference blood flow (ISO 7199 conditions)	4 l/min
Cascade Arterial Filter pore size:	80 µm + 38 µm
Heat Exchanger surface area:	0.04 m ²
H.E. Performance Factor:	η = 0.60 (at 3.5 l/min)
Material:	stainless steel
Coating:	Phosphorylcholine (PC)

§ ISO 7199 conditions

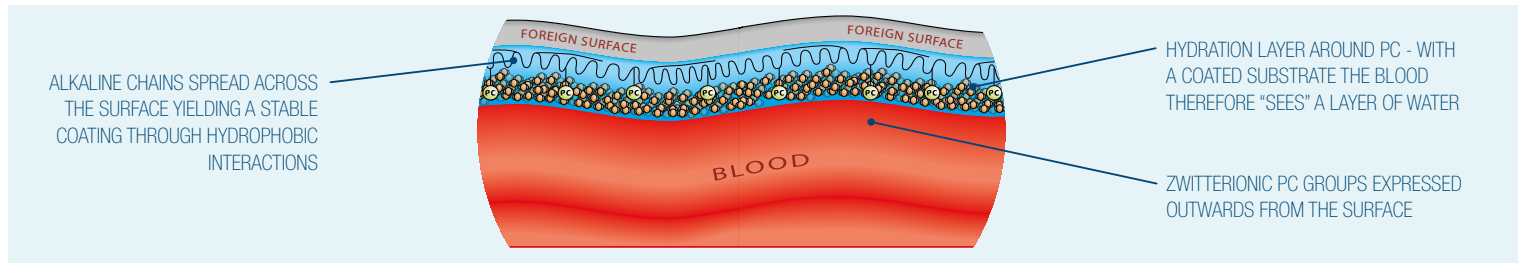
Bovine blood
Hb = 12 ± 1 g/dL

SVO₂ = 65 ± 5%
PVC0₂ = 45 ± 5 mmHg

B.E. = 0 ± 5 mEq/L
Temp. = 37 ± 1°C

Qb/Qg = 1
FIO₂ = 100%

Phosphorylcholine or PC is the predominant lipid headgroup found within the outer layer of cell membranes. PC has a natural affinity for water and binds water tightly around itself. As a result, the outer layer of the cell membrane does not promote clot formation (thrombosis).



ORDERING GUIDE

CODE	DESCRIPTION	NO./PACK
AG5232	TRILLY PEDIATRIC AF (Cardiotomy reservoir pre-connected with oxygenator module, PC coated)	2
EU2331	TRILLY PEDIATRIC AF Holder	1

REFERENCES

1. Eurosets performance data from lab tests.
2. Eurosets performance data from lab testing according to ISO-7199 conditions.

3. Richmond ME, Charette K, Chen JM, et al. The effect of cardiopulmonary bypass prime volume on the need for blood transfusion after pediatric cardiac surgery. *J Thorac Cardiovasc Surg* 2013;145:1058-64. 10.1016/j.jtcvs.2012.07.016 [PubMed] [CrossRef] [Google Scholar]
4. Lou S, Ji B, Liu J, Yu K, Long C. Generation, detection and prevention of GME during CPB. *Int J Artif Organs*. 2011 Nov; 34(11):1039-51
5. G.J. Meyers RRT, CCP. Does turning on the vent increase microemboli transmission post arterial filtre? EBCC 2009 Wien

EUROSETS EUROPE

ITALY

Eurosets S.r.l.
Strada Statale 12, 143
41036 Medolla (MO)
Italy
Ph: +39 0535 660311
Fax: +39 0535 51248
info@eurosets.com

BENELUX

Eurosets Benelux
Winstar Park,
Rue Provinciale, 62
1301 Bierges (Wavre)
Belgium
Ph: +32 10237993
info.nl@eurosets.com
info.be@eurosets.com

FRANCE

Eurosets France Sarl
Immeuble LE FONTENOY
96, Boulevard Vivier
Merle
69423 LYON Cedex 03
Ph: +33 962191542
Fax: +33 970066573
info.fr@eurosets.com

GERMANY

Eurosets GmbH
Industriestr. 29
82194 Gröbenzell
Ph: +49 81426671227
Fax: +49 81426671229
info.de@eurosets.com

EUROSETS ASIA

CHINA

Eurosets (Suzhou) Medical Device Ltd.
Suite 1308-2, The Summit (South Block)
No. 119, Suzhou Avenue West,
Suzhou Industrial Park - 215000, Greater China.
苏州工业园区苏州大道西119
号苏悦广场南楼1308-2, 215000,
更大的中国
info.cn@eurosets.com

   eurosets.com

STERILE/EO



CE 0123

Latex free

Prodotto da
Manufactured by
Fabriqué par
Hersteller
Fabricado por

Eurosets s.r.l.
Strada Statale 12, n°143
41036 Medolla (MO), Italy
Tel: +39 0535 660311
Fax: +39 0535 51248
E-mail: info@eurosets.com
eurosets.com




Distribuito da
Distributed by
Distribué par
Vertrieb
Distribuido por

WOUND & BLOOD
MANAGEMENT



CHEST DRAINAGE SOLUTION FOR ADULT AND PAEDIATRIC PATIENTS



CHEST DRAINAGE



EUROSETS
EVERY LIFE MATTERS



WET CHEST DRAINAGE WITH VOLUMETRIC AIR LEAK METER

AVAILABLE IN SINGLE AND DUAL COLLECTION

Suction control knob to guarantee convenient suction regulation

Positive pressure valve

Innovative cap to reduce bubbling noise

Automatic floating discharge valve to protect against high negative endothoracic pressure

volumetric air leak meter

Conical male multi-connector


Sliding clamp plate (manual discharge valve to protect against high negative endothoracic pressure)

drainage on (vent closed)

drainage off (vent open)

large, easy-to-read graphics

reliable and stable stand + conversion table for volumetric air leak meter



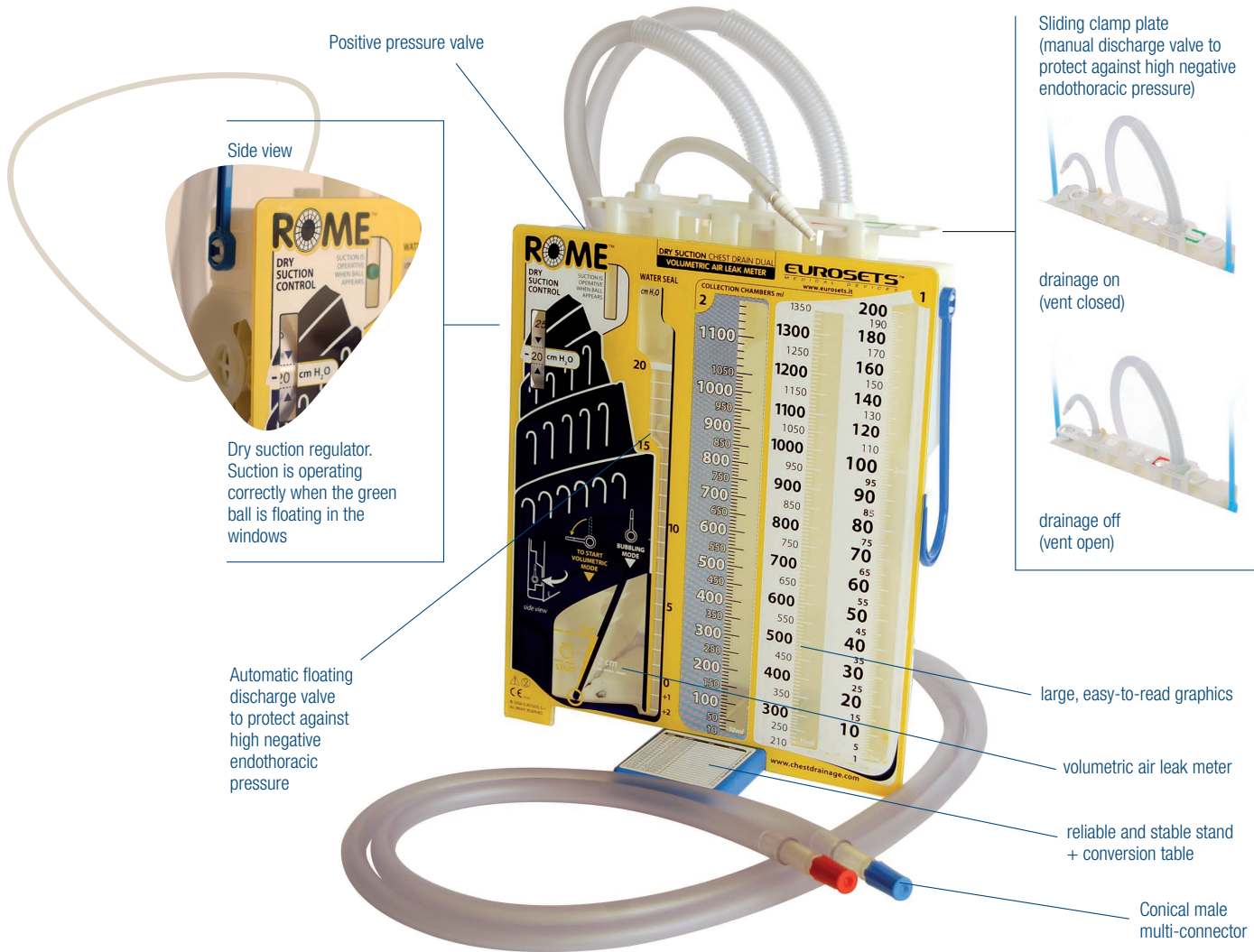
SYSTEM DESCRIPTION

- capacity: 2500 ml
- adjustable suction control from 5 to 25 cmH₂O
- flexible, safe, easy-to-hang hooks
- patented bulkheads in the suction control chamber to guarantee that no “water spill over” occurs while the system is bubbling (suction on)
- internal tip-over protection:
 - allows the water level to be recovered if the system accidentally tips over
 - ensures that no spill over occurs between the water seal and collection chamber if the system accidentally tips over



DRY CHEST DRAINAGE WITH VOLUMETRIC AIR LEAK METER

AVAILABLE IN SINGLE AND DUAL COLLECTION

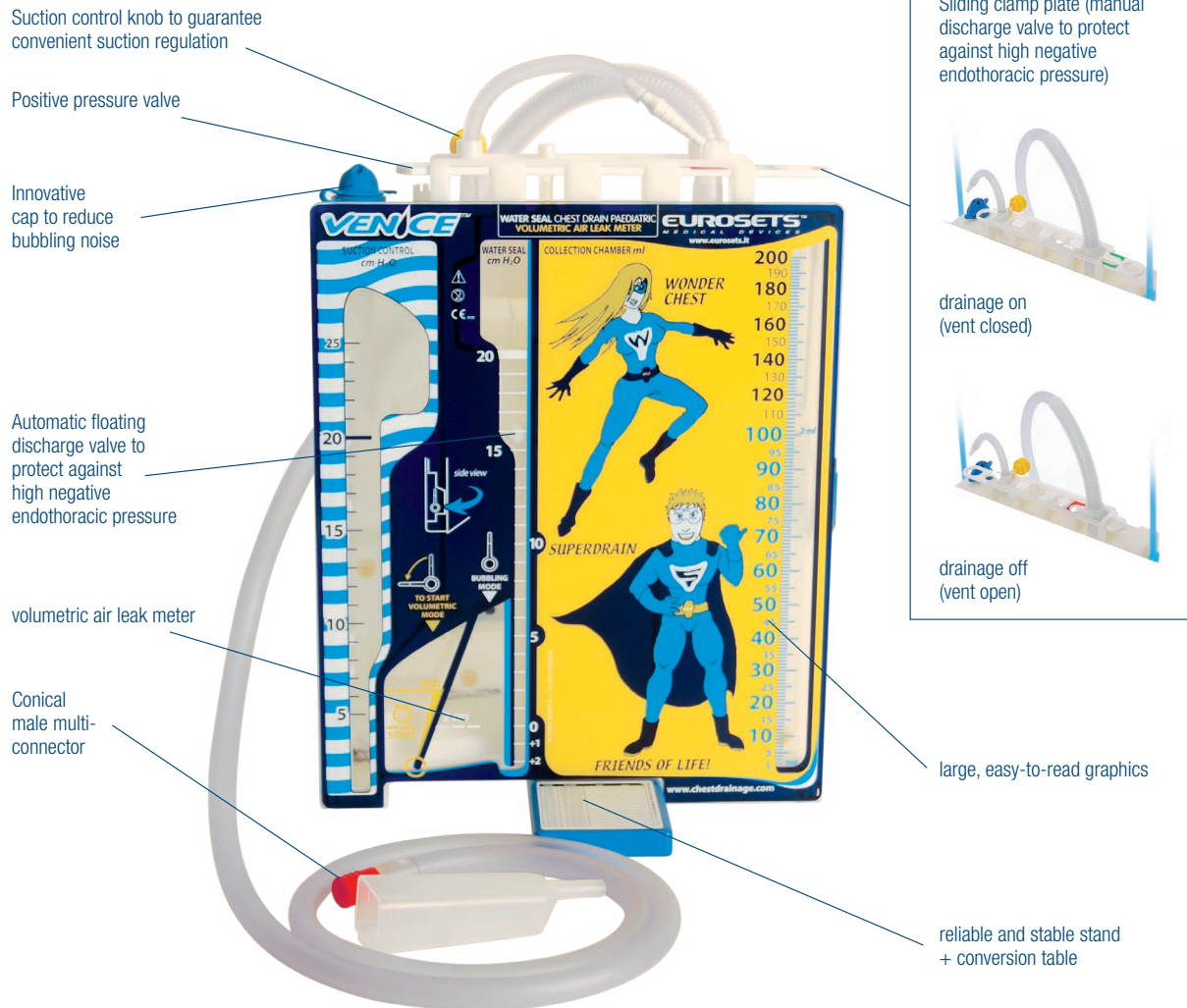


SYSTEM DESCRIPTION

- capacity: 2500 ml
- adjustable suction control from 5 to 40 cmH2O
- flexible, safe, easy-to-hang hooks

- internal tip-over protection:
 - allows the water level to be recovered if the system accidentally tips over
 - ensures that no spill over occurs between the water seal and collection chamber if the system accidentally tips over

SPECIAL VERSION FOR PAEDIATRIC AND INFANT PATIENTS



SYSTEM DESCRIPTION

- Low vacuum control
- Large, easy-to-read graphics
- Ability to MONITOR and MEASURE the air leakage
- Patient-friendly graphics

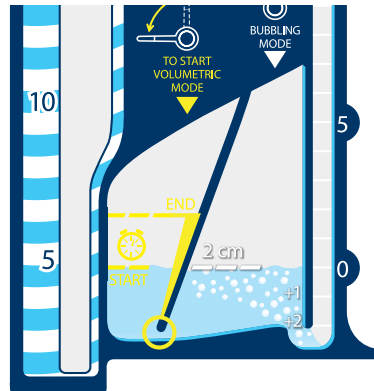
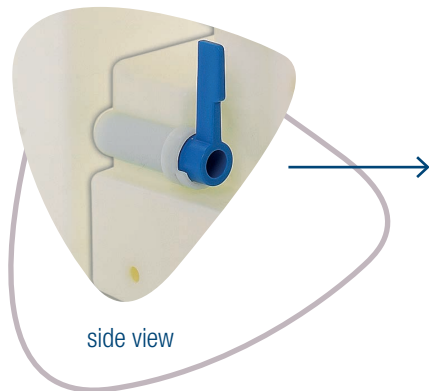
- Venice is a Wet suction control-wet seal Paediatric chest drain.

Thanks to its small (200ml) collection chamber, it could be safely used in paediatric and infant patients



INNOVATIVE UNIQUE VOLUMETRIC AIR LEAK METER

THE SEQUENCE FOR DETECTING THE VOLUMETRIC AIR LEAK METER IS THE SAME FOR BOTH THE VENICE AND ROME MODEL



- It allows the patient's air shed volume to **ACCUMULATE** over time, which helps indicate "small" air leaks, commonly not detected and managed in popular instantaneous systems.
- It's a **SPECIFIC METER**.

It maintains the **WATER SEAL PROTECTION** while the drainage is on, evacuating fluid and air from the pleuric-mediastinal cavity.

BUBBLING MODE
(instantaneous air leak monitor)

VOLUMETRIC AIR LEAK METER (AIR LEAK INDICATOR OVER TIME)

1

2

3

4

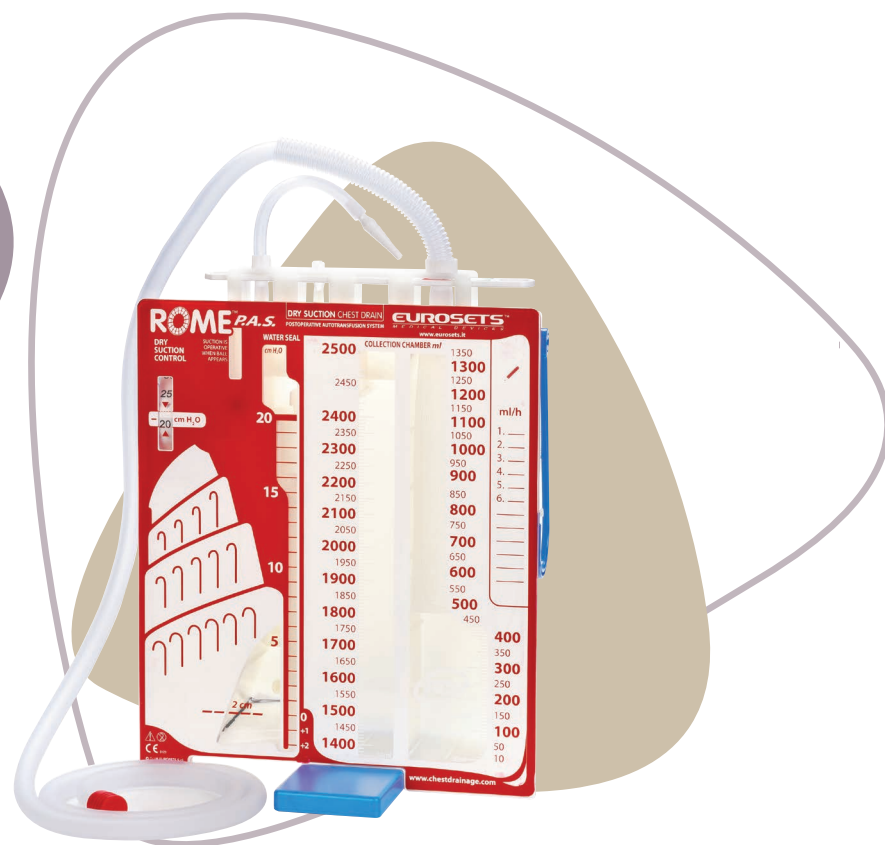
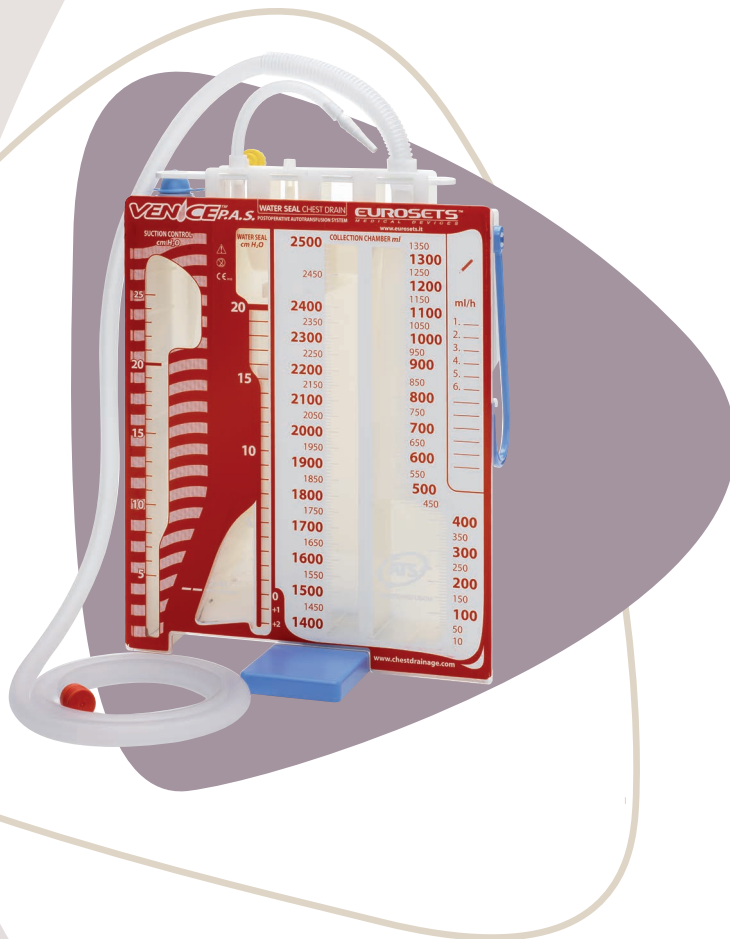
TIME	FLOW
3 sec.	900 ml/min
5 sec.	540 ml/min
7 sec.	385 ml/min
9 sec.	300 ml/min
12 sec.	225 ml/min
15 sec.	180 ml/min
20 sec.	135 ml/min
30 sec.	90 ml/min
45 sec.	60 ml/min
60 sec.	45 ml/min
90 sec.	30 ml/min
2 min	22 ml/min
3 min	15 ml/min
4 min	11 ml/min
5 min	9 ml/min
7 min	6.5 ml/min
9 min	5 ml/min
12 min	4 ml/min

**VENICE P.A.S.
ROME P.A.S.**

CARDIOPULMONARY POST-OP AUTOTRANSFUSION SYSTEM

VENICE P.A.S. & ROME P.A.S.

IS A DEDICATED AUTOTRANSFUSION DEVICE FOR
POST OPERATIVE CARDIAC SURGERY.




COLLECTION AND REINFUSION OF THE BLOOD

- Maintaining sterility of the blood recovered and then reinfused back into the patient.
- Possibility of closed reinfusion circuit even during the drainage phase.
- High filtering efficiency of the blood filters.
- Safety against possible contamination of the environment by the recovered blood.
- Easy to use.

VENICE P.A.S.

SYSTEM DESCRIPTION

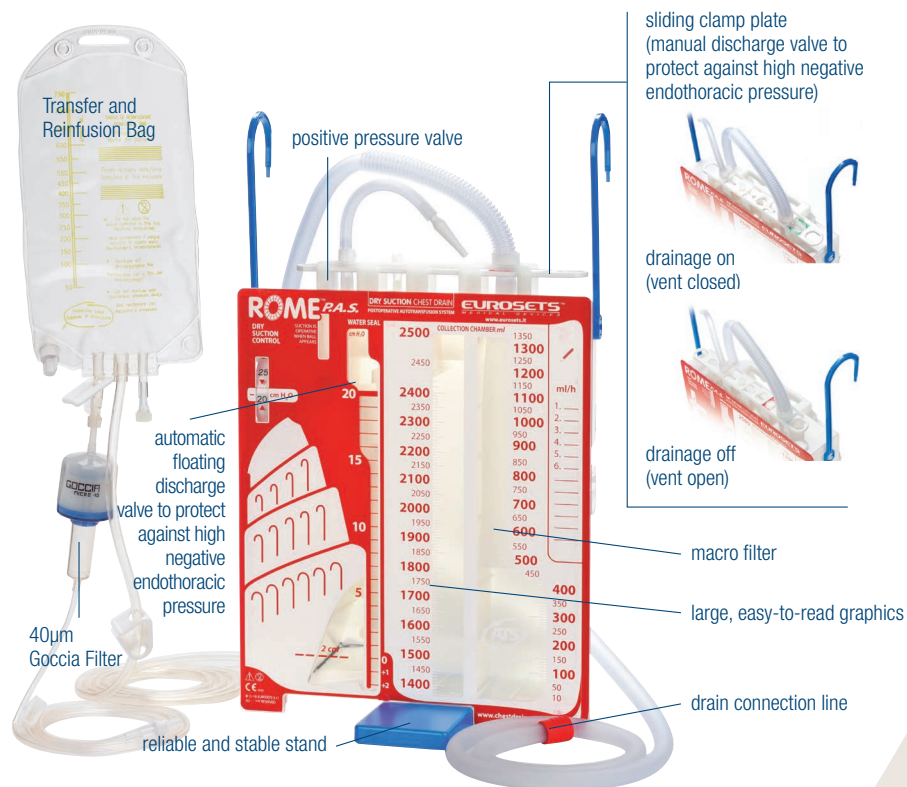
- capacity: 2500 ml
- blood macro filtration
- blood transfer capacity: 1350 ml
- adjustable suction control from -5 to -25 cmH2O
 - dedicated interface to cell saver machine
 - internal tip-over protection:
 - allows the water level to be recovered if the system accidentally tips over
 - ensures that no spill over occurs between the water seal and collection chamber if the system accidentally tips over
- patented bulkheads in the suction control chamber to guarantee that no "water spill over" occurs while the system is bubbling (suction on)
- flexible, safe, easy-to-hang hooks



ROME P.A.S.

SYSTEM DESCRIPTION

- capacity: 2500 ml
- blood macro filtration
- blood transfer capacity: 1350 ml
- adjustable dry suction control from -10 to -40 cmH2O
- dedicated interface to cell saver machine
- internal tip-over protection pathway:
 - allows the water level to be recovered if the system accidentally tips over
 - ensures that no spill over occurs between the water seal and collection chamber if the system accidentally tips over
- flexible, safe, easy-to-hang hooks



	CODE	DESCRIPTION	TYPE	COLLECTING CHAMBER	P.A.S.*	RIGID TUBE	SOFT TUBE	V.A.L.M.*	QUICK CONNS	NO./ PACK	
VENICE - WET SYSTEMS	EU3601	VENICE CHEST DRAIN SINGLE COLLECTION	WET	SINGLE		160 cm				4	
	EU3601/s	VENICE CHEST DRAIN SINGLE COLLECTION - SOFT TUBE		SINGLE			180 cm				4
	EU3602	VENICE CHEST DRAIN DUAL COLLECTION		DUAL		160 cm					4
	EU3602/s	VENICE CHEST DRAIN DUAL COLLECTION - SOFT TUBE		DUAL			180 cm				4
	EU3604	VENICE CHEST DRAIN P.A.S. SINGLE COLLECTION		SINGLE	YES		220 cm				4
	EU3605	VENICE CHEST DRAIN SINGLE W/ QUICK CONNECTORS		SINGLE		180 cm			YES		4
	EU3606	VENICE CHEST DRAIN DUAL W/CONNECTORS		DUAL		180 cm			YES		4
	EU3611	VENICE CHEST DRAIN SINGLE V.A.L.M.		SINGLE		200 cm		YES			4
	EU3611/s	VENICE CHEST DRAIN SINGLE WITH V.A.L.M. - SOFT TUBE		SINGLE			180 cm	YES			4
	EU3612	VENICE CHEST DRAIN DUAL WITH V.A.L.M.		DUAL		200 cm		YES			4
	EU3613	VENICE CHEST DRAIN PAEDIATRIC		SINGLE		160 cm		YES			4
	EU3614	VENICE CHEST DRAIN P.A.S. WITH QUICK CONNECTORS		SINGLE	YES		180 cm		YES		4
	EU3615	VENICE CHEST DRAIN SINGLE V.A.L.M. WITH QUICK CONNECTOR		SINGLE			180 cm	YES	YES		4
	ROME - DRY SYSTEMS	EU3625		ROME CHEST DRAIN SINGLE WITH QUICK CONNECTORS	DRY	SINGLE		180 cm			YES
EU3626		ROME CHEST DRAIN DUAL WITH QUICK CONNECTORS	SINGLE			180 cm			YES	4	
EU3624		ROME CHEST DRAIN P.A.S.	SINGLE	YES			180 cm			4	
EU3631		ROME CHEST DRAIN SINGLE WITH V.A.L.M.	SINGLE			160 cm		YES		4	
EU3632		ROME CHEST DRAIN DUAL WITH V.A.L.M.	SINGLE			160 cm		YES		4	
EU3635		ROME CHEST DRAIN SINGLE WITH V.A.L.M. AND QUICK CONNECTORS	SINGLE				180 cm	YES	YES	4	
EU3636		ROME CHEST DRAIN DUAL WITH V.A.L.M. AND QUICK CONNECTORS	SINGLE				180 cm	YES	YES	4	
ACCESSORIES	EU3188	REINFUSION SET P.A.S. (750 ml bag + 40µm Gocchia filter with reinfusion line)								10	
	EU3211	REINFUSION BAG P.A.S (750 ml bag)								15	
	EU3208	P.A.S. CONNECTOR TO CELL SEPARATOR with 3/8"F - 1/4"M								15	
	EU3275	P.A.S. CONNECTOR TO CELL SEPARATOR with 1/4"F								25	

* P.A.S.: Post Autotransfusion System - V.A.L.M.: Volumetric Air Leak Meter

EUROSETS EUROPE

ITALY

Eurosets S.r.l.
Strada Statale 12, 143
41036 Medolla (MO)
Italy

Ph: +39 0535 660311
Fax: +39 0535 51248
info@eurosets.com



eurosets.com

BENELUX

Eurosets Benelux
Winstar Park,
Rue Provinciale, 62
1301 Bierges (Wavre)
Belgium

Ph: +32 10237993
info.nl@eurosets.com
info.be@eurosets.com

FRANCE

Eurosets France Sarl
Immeuble LE FONTENOY
96, Boulevard Vivier
Merle
69423 LYON Cedex 03

Ph: +33 962191542
Fax: +33 970066573
info.fr@eurosets.com

GERMANY

Eurosets GmbH
Industriestr. 29
82194 Gr ell
Ph: +49 81426671227
Fax: +4981426671229
info.de@eurosets.com

EUROSETS ASIA

CHINA

Eurosets (Suzhou) Medical Device Ltd.
Suite 1308-2, The Summit (South Block)
No. 119, Suzhou Avenue West,
Suzhou Industrial Park - 215000, Greater China.

苏州工业园区苏州大道西119
号苏悦广场南楼1308-2, 215000,
更大的中国
info.cn@eurosets.com

STERILE/EO



CE 0123

Latex free

Prodotto da
Manufactured by
Fabriqué par
Hersteller
Fabricado por

Eurosets s.r.l.
Strada Statale 12, n°143
41036 Medolla (MO), Italy
Tel: +39 0535 660311
Fax: +39 0535 51248
E-mail: info@eurosets.com
eurosets.com



Distribuito da
Distributed by
Distribué par
Vertrieb
Distribuido por

ORTHO P.A.S

ORTHOPAEDIC POST-OPERATIVE
AUTOTRANSFUSION SYSTEM



ORTHOPAEDIC DRAINAGE
BLOOD MANAGEMENT

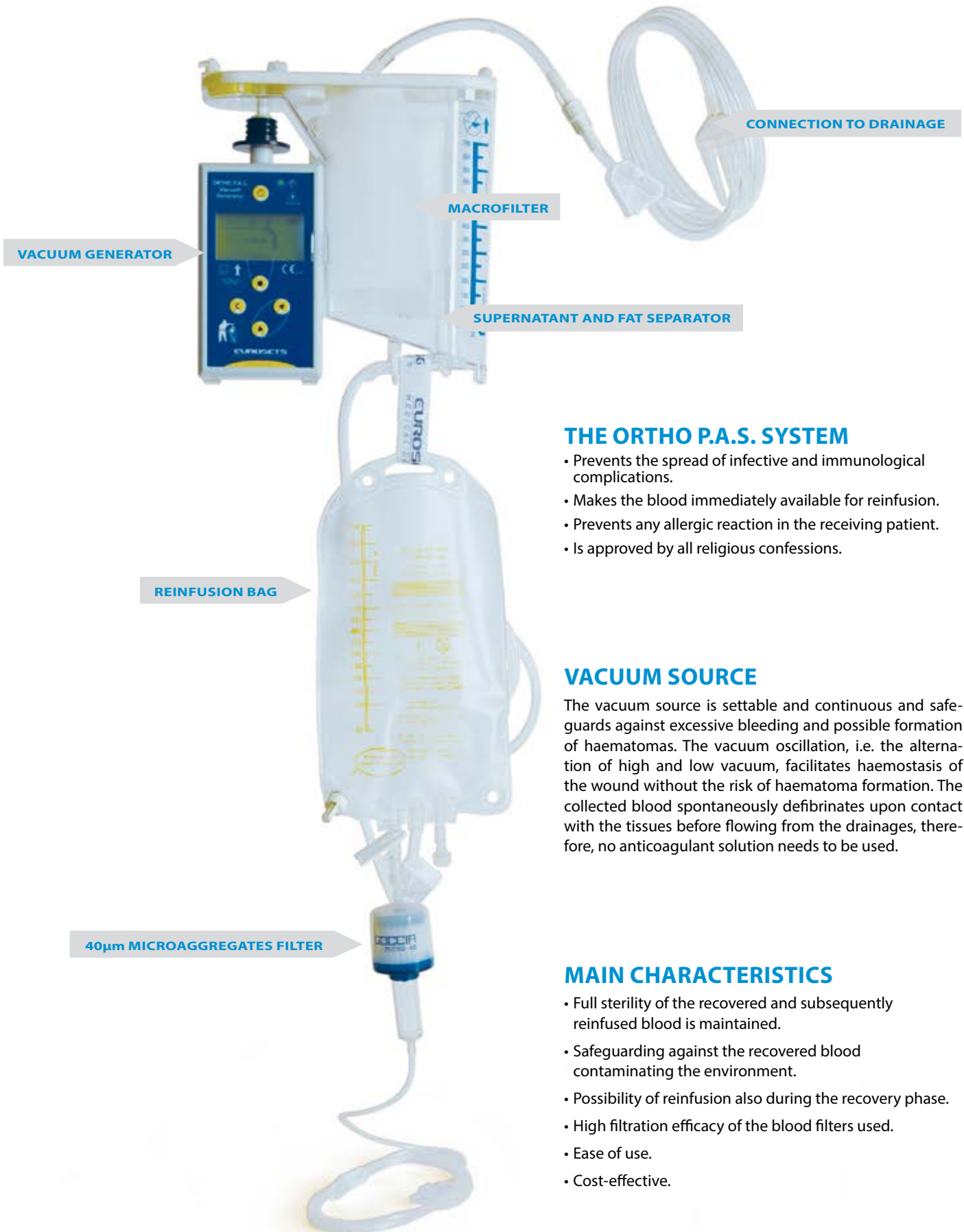


ORTHO P.A.S



ORTHO PAEDIC POST-OPERATIVE AUTOTRANSFUSION SYSTEM

ORTHO P.A.S. ORTHOPAEDIC POST-OPERATIVE AUTOTRANSFUSION SYSTEM CONSISTS OF COLLECTING BLOOD SHED FROM THE SURGICAL WOUND DRAINAGES AND ITS TRANSFUSION AFTER FILTRATION



THE ORTHO P.A.S. SYSTEM

- Prevents the spread of infective and immunological complications.
- Makes the blood immediately available for reinfusion.
- Prevents any allergic reaction in the receiving patient.
- Is approved by all religious confessions.

VACUUM SOURCE

The vacuum source is settable and continuous and safeguards against excessive bleeding and possible formation of haematomas. The vacuum oscillation, i.e. the alternation of high and low vacuum, facilitates haemostasis of the wound without the risk of haematoma formation. The collected blood spontaneously defibrinates upon contact with the tissues before flowing from the drainages, therefore, no anticoagulant solution needs to be used.

MAIN CHARACTERISTICS

- Full sterility of the recovered and subsequently reinfused blood is maintained.
- Safeguarding against the recovered blood contaminating the environment.
- Possibility of reinfusion also during the recovery phase.
- High filtration efficacy of the blood filters used.
- Ease of use.
- Cost-effective.


ORTHO P.A.S. was designed to allow direct blood reinfusion by means of a closed-circuit technique guaranteeing:

- No bacterial contamination due to connections and disconnections
- Complete safety for the operator.

The blood is reinfused through the 40µm GOCCIA filter in order to prevent any risk to the patient (for example, pulmonary microembolism caused by circulating microaggregates).

The tap allows three operating modes:

- Operation connected directly to the vacuum generator ("suction" position)
- Operation by gravity ("vent" position)
- Redon operation ("pause" position)



The sterilizing membrane assures:

- Complete sterility of the blood collected (no contact with non-sterile outside air);
- Protection of the multi-use components (suction pump);
- Complete protection for the operator and retention of blood sterility in the event of the device overturning or falling.

The surnatant separator assures that:

- The lipidic particles are held back in the reservoir and not reinfused to the patient;
- The largest concentration of free plasma haemoglobin is held back in the reservoir.

VACUUM GENERATORS



VACUUM GENERATOR

- Rechargeable batteries
- Disposable batteries
- Main power supply

EASY VACUUM GENERATOR RECHARGEABLE

- Rechargeable batteries only

EASY VACUUM GENERATOR

- Disposable batteries only

MANUAL SUCTION PUMP

- With graduated scale

CODE	DESCRIPTION	N°/PACK
EU3140/A	Ortho P.A.S. Post-operative autotransfusion system	05
EU3156	Ortho P.A.S. collection unit	05
EU3188	Reinfusion set (750 ml bag + 40µm Goccia filter)	10
EU3147	Ortho P.A.S. with pre-connected bag, without 40µm Goccia filter	05
EU3079	40µm Goccia filter with reinfusion line	50
EU3296	Easy P.A.S. post-operative ATS system	05
EU3773	New Micro Vacuum Generator "blue" (reusable)	01
EU3825	Easy Vacuum Generator Rechargeable "orange" (reusable)	01
EU3215	Easy Micro Vacuum Generator "green" (reusable)	01
EU3855	Manual suction pump with graduated scale (single use)	10
EU3725	Manual suction pump without graduated scale (single use)	10

Rev. 02 / 2015



STERILE/EO



CE 0123

Latex free

Prodotto da
Manufactured by
Fabriqué par
Hersteller
Fabricado por

Eurosets s.r.l.
Strada Statale 12, n°143
41036 Medolla (MO) Italy
Tel: +39 0535 660311
Fax: +39 0535 51248
E-mail: info@eurosets.it
www.eurosets.it



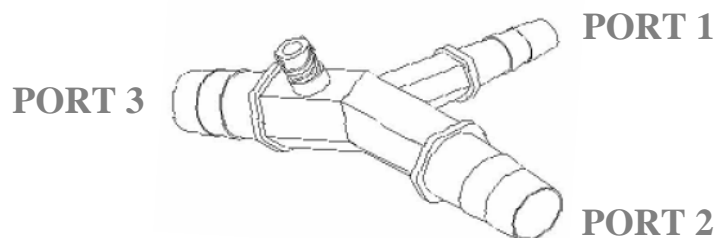
Distribuito da
Distributed by
Distribuè par
Vertrieb
Distribuido por

OEM		Y CONNECTOR			
CODE BULK	CODE STERILIZED	PORT 1	PORT 2	PORT 3	LUER
EU 3300/V	EU 3356	1/4"	3/8"	1/4"	NO
EU 3301/V	EU 3357	3/8"	3/8"	1/4"	YES
EU 3302/V	EU 3358	1/4"	1/4"	1/4"	NO
EU 3303/V	EU 3359	3/8"	3/8"	3/8"	NO
EU 3304/V	EU 3360	1/2"	1/2"	1/2"	NO
EU 3305/V	EU 3361	3/16"	3/16"	3/16"	NO
EU 3306/V	EU 3362	1/4"	1/4"	3/8"	NO
EU 3307/V	EU 3363	3/8"	3/8"	1/2"	NO
EU 3308/V	EU 3364	1/4"	3/8"	3/8"	NO
EU 3309/V	EU 3365	3/8"	1/2"	1/2"	NO
EU 3310/V	EU 3366	1/4"	1/4"	1/4"	YES
EU 3311/V	EU 3367	3/8"	3/8"	3/8"	YES
EU 3312/V	EU 3368	1/2"	1/2"	1/2"	YES
EU 3313/V	EU 3429	1/4"	3/8"	1/4"	YES
EU 3314/V	EU 3369	1/4"	1/4"	3/8"	YES
EU 3315/V	EU 3370	3/8"	3/8"	1/2"	YES
EU 3316/V	EU 3519	1/4"	3/8"	1/2"	NO
EU 3317/V	EU 3371	3/8"	1/2"	1/2"	YES
EU 3337/V	EU 3372	3/16"	3/16"	1/4"	NO
EU 3338/V	EU 3373	3/16"	3/16"	1/4"	YES
EU 3339/V	EU 3374	1/4"	3/8"	3/8"	YES
EU 3343/V	EU 3404	3/16"	3/16"	3/16"	YES
EU 3344/V	EU 3520	1/4"	3/8"	1/2"	YES
EU 3351/V	EU 3375	1/4"	1/2"	1/2"	NO
EU 3353/V	EU3376	3/8"	3/8"	1/4"	NO
EU 3355/V	EU3377	1/4"	1/2"	1/2"	YES

MATERIAL : POLICARBONATE

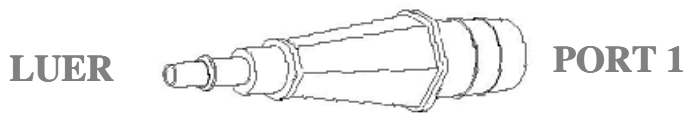
PACKING BULK : 100 FOR SACK, 1000 FOR BOX


PACKING STERILIZED : 1 FOR SACK, 100 FOR BOX



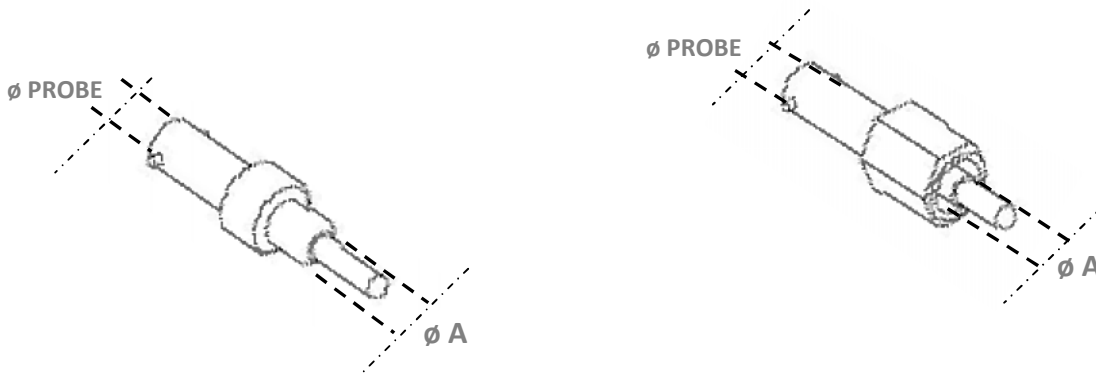
CONNECTORS ADAPTER			
CODE BULK	CODE STERILIZED	PORT 1	LUER PORT
EU 3400/V	EU3405	1/4"	LUER
EU 3401/V	EU3406	3/8"	LUER
EU 3402/V	EU3398	1/4"	LUER LOCK
EU 3403/V	EU3399	3/8"	LUER LOCK


MATERIAL : POLICARBONATE
PACKING BULK : 100 FOR SACK, 1000 FOR BOX
PACKING STERILIZED : 1 FOR SACK, 100 FOR BOX



 PROTECTION FOR TEMPERATURE PROBE			
CODE BULK	CODE STERILIZED	∅ PROBE	∅ A
EU 0019	---	2.25 mm	∅ 6
EU3105	EU 3134	2.25 mm	MALE LUER LOCK

PACKING BULK : 100 FOR SACK, 1000 FOR BOX
PACKING STERILIZED : 1 FOR SACK, 100 FOR BOX

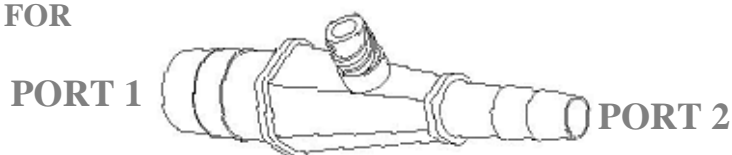


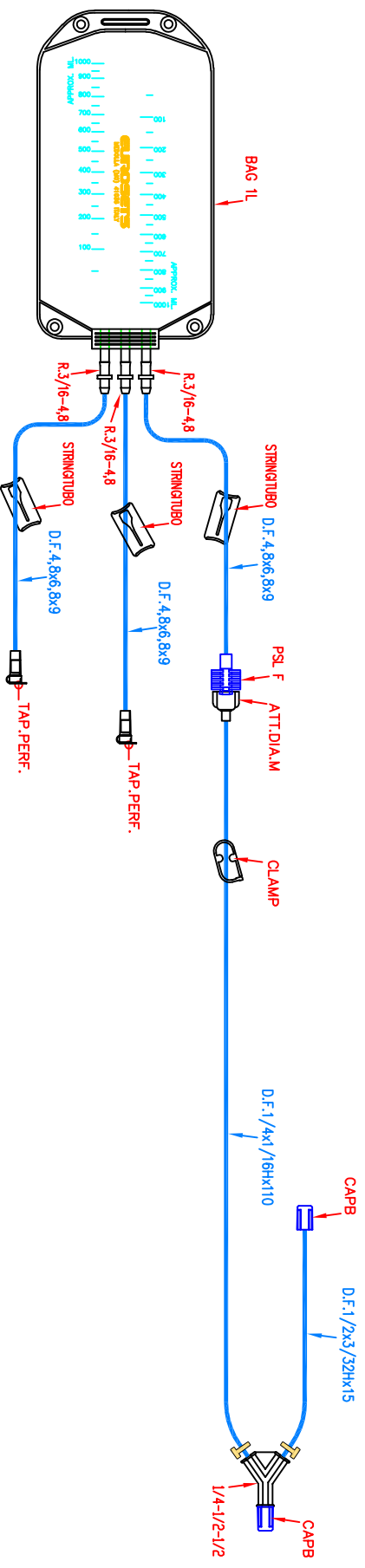
 STRAIGHT CONNECTOR AND SPIKE				
CODE BULK	CODE STERILIZED	PORT 1	PORT 2	LUER
EU3318/V	EU3378	1/4"	1/4"	NO
EU3319/V	EU3379	3/8"	3/8"	NO
EU3320/V	EU3380	1/2"	1/2"	NO
EU3321/V	EU3381	3/16"	3/16"	NO
EU3322/V	EU3382	1/4"	3/8"	NO
EU3323/V	EU3383	3/8"	1/2"	NO
EU3324/V	EU3384	1/4"	1/2"	NO
EU3326/V	EU3385	1/4"	1/4"	YES
EU3327/V	EU3386	3/8"	3/8"	YES
EU3328/V	EU3387	1/2"	1/2"	YES
EU3329/V	EU3388	3/16"	3/16"	YES
EU3330/V	EU3389	1/4"	3/8"	YES
EU3331/V	EU3390	3/8"	1/2"	YES
EU3332/V	EU3391	3/8"	5/8"	NO
EU3334/V	EU3392	1/4"	1/2"	YES
EU3335/V	EU3393	3/16"	1/4"	NO
EU3336/V	EU3394	3/16"	1/4"	YES
EU3341/V	EU3396	3/8"	5/8"	YES
EU3342/V	EU3397	1/2"	5/8"	YES
EU3352/V	EU3395	1/2"	5/8"	NO
EU3528	---	1/4"	SPIKE	---
EU3527	---	VENTED CAP FOR SPIKE		---

MATERIAL : POLICARBONATE
PACKING BULK : 100 FOR SACK, 1000 FOR BOX
PACKING STERILIZED : 1 FOR SACK, 25 FOR BOX



VENTED CAP FOR SPIKE CODE EU3527





○ LABEL ○ BAG



EUROSSETS
EVERY LIFE MATTERS

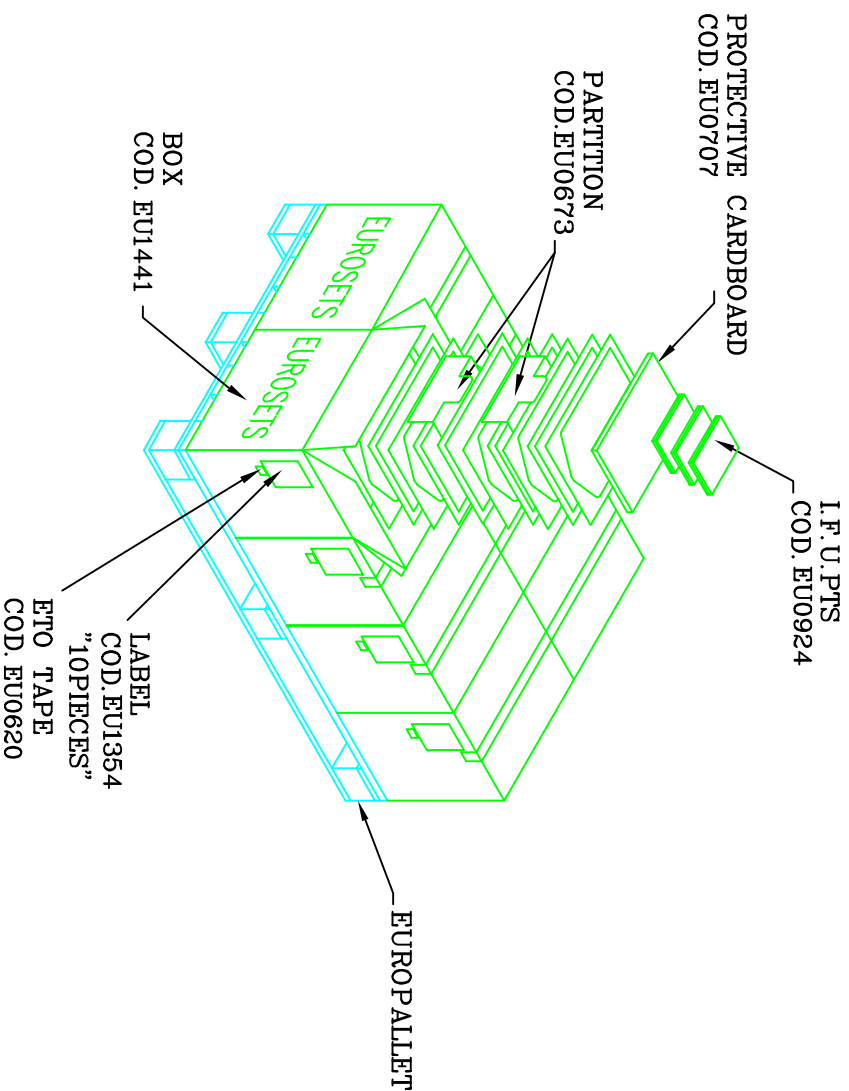


OUR PLANET OUR RESPONSIBILITY

<p>This drawing is property of EUROSSETS Prohibited the production and the disclose without permission</p>	<p>Checked by: Sales app:</p>	<p>Drawn by: G.V.</p>	<p>Updated by: S.S.</p>	<p>Rev: 10</p>	<p>Page: 1/2</p>	<p>Title: 1 L BAG WITH LINE</p>	<p>Item: EU4122</p>
<p>Date: 03/02/03</p>	<p>Date: 15/04/24</p>	<p>Date: 03/02/03</p>	<p>Date: 15/04/24</p>	<p>Ver: 10</p>	<p>Type: MISC</p>	<p>City: HOUGHTON</p>	<p>File: 4122d</p>
						<p>Hospital: TAU MEDICAL</p>	<p>Cnt: ZA</p>

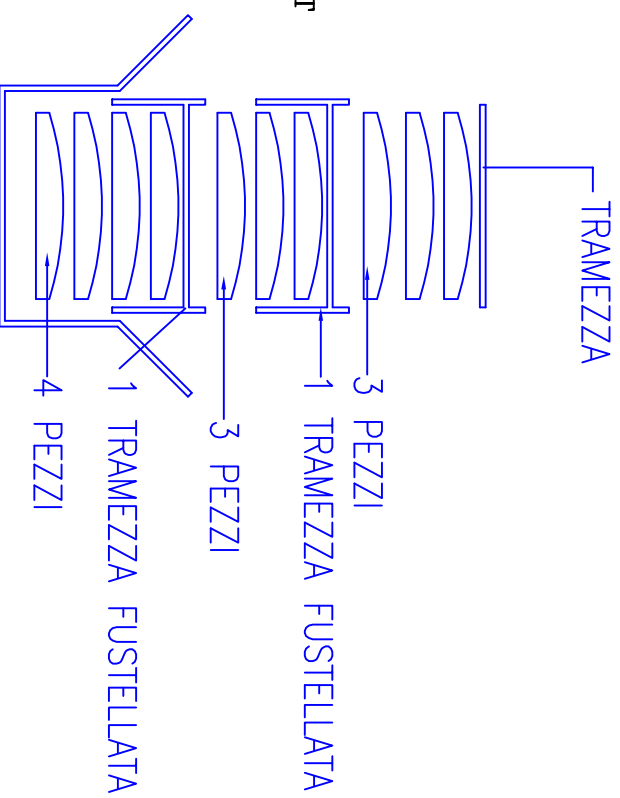


CHIUDERE I
CARTONI CON
CARTA GOMMATA



STERILE PACKAGING

N° 10 PIECES FOR BOX
N° 08 BOXES FOR LAYER
N° 56 BOXES FOR PALLET



MISTRAL

CARDIOPLEGIA HEAT EXCHANGER





PERFORMANCE

Thanks to its patented geometry it has the **highest efficiency** compared to the competition.

• **Stainless steel has a higher heat exchange coefficient** compared to plastic materials (i.e. polyurethane); this means that for having a fixed efficiency you need a smaller heat exchange area with stainless steel than polyurethane.

• Blood flows inside the pipes; the pipes inner diameter and the number of pipes has been chosen **for reducing the blood side pressure drop and optimizing the heat exchange area.**

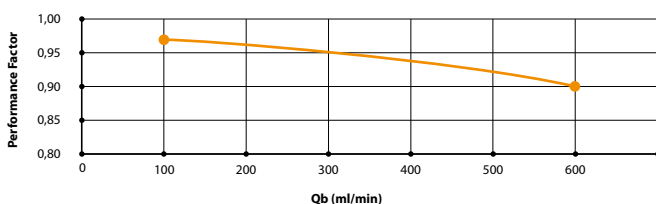


DEBUBBLING

• Thanks to its geometry it's extremely easy to de-bubble. We patented the internal geometry with a special stopcock that allows the priming solution to push the air toward the bubble trap (stopcock in priming position), and allows the perfusion (stopcock in perfusion position).

• Highly efficient debubbling guaranteed by the integrated bubble trap.

MISTRAL PERFORMANCE FACTOR vs Qb



COMPACTNESS



The smaller the foreign surface in contact with blood, the smaller is the contribution to reduce the patient inflammatory response.

BIOCOMPATIBILITY

Mistral is available PC coated.

TECHNICAL DATA

Priming:	35ml
Blood Flow Rate:	0-600 ml/min
Filter Screen:	105 µm
Connections:	1/4"-1/4"
Heat Exchange Surface:	0,023 m ²



Ordering Guide

Code	Description	n°/pack
EU5009	Mistral - Blood Cardioplegia	03
EU5027	Mistral - Cristalloid Cardioplegia	03
EU2185/P	Holder for Mistral	01

Rev. 02 / 2011



STERILE/EO



CE 0123

Latex free

Prodotto da
Manufactured by
Fabriqué par
Hersteller
Fabricado por

Eurosets s.r.l.
Strada Statale 12, n°143
41036 Medolla (MO) Italy
Tel: +39 0535 660311
Fax: +39 0535 51248
E-mail: info@eurosets.it
www.eurosets.it



Distribuito da
Distributed by
Distribué par
Vertrieb
Distribuido por

CARDIOPULMONARY



PATIENT TAILORED PERFUSION DURING CPB



LANDING

EUROSETS
EVERY LIFE MATTERS

PATIENT TAILORED PERFUSION DURING CPB.

After cardiac surgery, renal function impairment is common, and acute kidney injury (AKI) has an incidence that may reach 50%.¹

The early mortality rate in patients with AKI is around 5% but climbs to 50% when renal replacement therapy is required.²⁻⁴

Various factors related to cardiopulmonary bypass (CPB) have been implicated as possible determinants of AKI. They include CPB duration,^{2,5,6} low perfusion pressure,⁷ low pump flow,^{7,8} severe haemodilution⁸⁻¹¹ and low oxygen delivery (DO₂).⁸

Scientific evidence demonstrates that a careful and frequent monitoring of the patient's parameters reduces the risk of post-operative complications.¹²

LANDING is the solution that helps clinicians and healthcare professionals monitor the patient's metabolic condition in real time during CPB.



REFERENCES

1. Dasta JF, Kane-Gill SL, Durtschi AJ, Pathak DS, Kellum JA: **Costs and outcomes of acute kidney injury (AKI) following cardiac surgery.** Nephrol Dial Transplant 2008, 23:1970-1974.
2. Mangano CM, Diamondstone LS, Ramsay JG, Aggarwal A, Herskowitz A, Mangano DT: **Renal dysfunction after myocardial revascularization: risk factors, adverse outcomes, and hospital resources utilization.** Ann Intern Med 1998, 128:194-203.
3. Provenchère S, Plantefève G, Hufnagel G, Vicaut E, De Vaumas C, Lecharny JB, Depoix JP, Vrtovsnik F, Desmots JM, Philip I: **Renal dysfunction after cardiac surgery with normothermic cardiopulmonary bypass: incidence, risk factors, and effect on clinical outcome.** Anesth Analg 2003, 96:1258-1264.
4. Chertow GM, Lazarus JM, Christiansen CL, Cook EF, Hammermeister KE, Grover F, Daley J: **Preoperative renal risk stratification.** Circulation 1997, 95:878-884.
5. Llopert T, Lombardi R, Forselledo M, Andrade R: **Acute renal failure in open-heart surgery.** Ren Fail 1997, 19:319-323.
6. Wijeyesundera DN, Karkouti K, Dupuis JY, Rao V, Chan CT, Granton JT, Beattie WS: **Derivation and validation of a simplified predictive index for renal replacement therapy after cardiac surgery.** JAMA 2007, 297:1801-1809.
7. Fischer UM, Weissenberger WK, Warters RD, Geissler HJ, Allen SJ, Mehlhorn U: **Impact of cardiopulmonary bypass management on postcardiac surgery renal function.** Perfusion 2002, 17:401-406.
8. Ranucci M, Romitti F, Isgrò G, Cotza M, Brozzi S, Boncilli A, Ditta A: **Oxygen delivery during cardiopulmonary bypass and acute renal failure after coronary operations.** Ann Thorac Surg 2005, 80:2213-2220.
9. Fang WC, Helm RE, Krieger KH, Rosengart TK, DuBois WJ, Sason C, Lesser ML, Isom OW, Gold JP: **Impact of minimum hematocrit during cardiopulmonary bypass on mortality in patients undergoing coronary artery surgery.** Circulation 1997, 96(9 suppl): II-194-II-199.
10. Habib RH, Zacharias A, Schwann TA, Riordan CJ, Durham SJ, Shah A: **Adverse effects of low hematocrit during cardiopulmonary bypass in the adult: should current practice be changed?** J Thorac Cardiovasc Surg 2003, 125:1438-1450.
11. Swaminathan M, Phillips-Bute BG, Conlon PJ, Smith PK, Newman MF, Stafford-Smith M: **The association of lowest hematocrit during cardiopulmonary bypass with acute renal injury after coronary artery bypass surgery.** Ann Thorac Surg 2003, 76:784-792.
12. Marcell Łukaszewski, Kinga Kosiorowska, Katarzyna Koscielska-Kasprzak, Jacek Jakubaszko, Grzegorz Bielicki, Marek Jasinski: **The use of modern monitoring techniques and methodologies in conducting extracorporeal circulation: a place for Quantum Heart Lung Machine.** Published online: March 7, 2019. Kardiol Pol. 2019; 77 (6): 642-644 doi: 10.5603/KP.a2019.0045 Copyright by Polskie Towarzystwo Kardiologiczne, Warszawa 2019.



THE SOLUTION TO HELP PHYSICIANS MAINTAIN THE PATIENT'S AEROBIC CONDITION DURING CPB WHILE PREVENTING PROSPECTIVE ORGANS FAILURE

- ▶ 20 parameters simultaneously shown on the display and updated every 5 seconds.
- ▶ Up to 5 parameters represented as graphics in real time.
- ▶ Non-invasive spectrophotometric technology to measure parameters on the venous and arterial lines.
- ▶ Polycarbonate cuvettes assuring accuracy and reliability over time.
- ▶ Ultrasound blood flow meter.
- ▶ Data connection via USB and/or HL7 protocol.
- ▶ Dedicated Data Management System with the capability to generate pdf files.
- ▶ 3 pressure channels to measure MAP (Mean Arterial Pressure), Pin (pre oxy membrane pressure), Pout (post oxy membrane pressure).
- ▶ SVR (Systemic Vascular Resistance) measurement.







The CO₂ detection device was specifically designed for ECC and it measures:

- 1 Sweep gas
 - 2 Exhausted CO₂ leaving the oxygenator module.
- The technology used guarantees that condensation does not alter the reading accuracy over the time.




TECHNICAL DATA

MEASURED PARAMETER	UNIT	RANGE
SaO ₂	%	10 - 100
SvO ₂	%	10 - 100
Q Blood	l/min	0.1 - 8.0
Hb	g/dl	5 - 16
Ta	°C (can be converted to °F)	4 - 42
Tv	°C (can be converted to °F)	4 - 42
P in	mmHg (can be converted to kPa)	-100 - 800
P out	mmHg (can be converted to kPa)	-100 - 800
MAP	mmHg (can be converted to kPa)	80 - 800
T aux	°C (can be converted to °F)	4 - 42
GF (Gas Flow)	l/min	0.2 - 20
CO ₂ %	%	0.2 - 8.0

CALCULATED PARAMETER	UNIT	RANGE
ΔP	mmHg (can be converted to kPa)	0 - 800
DO ₂	ml/min	300 - 900
VO ₂	ml/min	10 - 300
O ₂ ER	%	5 - 50
SVR	dine*sec/cm ⁵	600 - 2500
C.I.	l/min/m ²	0.5 - 6
DO ₂ i	ml/min/m ²	100 - 500
VO ₂ i	ml/min/m ²	10 - 150
O ₂ ERi	%	5 - 50
SVRi	dine*sec/cm ⁵ /m ²	100 - 5000
DO ₂ i/ VCO ₂ i	dimensionless	0 - 10
V'CO ₂	ml/min	0 - 500
V'CO ₂ i	ml/min/m ²	0 - 500

EXTERNAL DATA*	UNIT	RANGE
V'CO ₂ NL	ml/min	0 - 500
C.O.	l/min	0 - 20



TECHNICAL DATA	VENOUS PROBE	ARTERIAL PROBE
SO ₂ measurement method	Spectrophotometric	
Temperature measurement	Infra-red sensor	
Dimensions (H x W x D)	45 x 80 x 28 mm	
Weight	50 g	
Cable length	180 cm	
Connector sizes	1/2"; 3/8"; 1/4"	3/8"; 1/4"

TECHNICAL DATA	GAS FLOW METER	CO ₂ METER
Measurement method	Thermopiles	Infra-red
Connector sizes	1/4" x 1/16"	3/8" x 1/16"
Dimensions (H x W x D)	120 x 120 x 60 mm	
Weight (including holder)	250 g	~ 300 g

TECHNICAL DATA	EM-TEC FLOW SENSOR
Blood Flow measurement method	Ultrasound
Dimensions (H x W x D)	25 x 33 x 45 mm
Weight	100 g
Cable length	290 cm
Connector sizes	3/8" x 3/32"; 1/4" x 3/32"; 1/4" x 1/16"

TECHNICAL DATA	LANDING
Dimensions (H x W x D)	220 x 290 x 85 mm
Weight (including holder)	approx. 3.7 kg
Power supply	100 - 243 VAC, 47/63 Hz
Battery operation time	approx. 30 min.
Display module	10.4" TFT touchscreen
Resolution	800 x 600 pixels
Update frequency	arterial and venous every 5 sec.
Interface	1 LAN
	1 USB port for data export
	1 USB port for software update



CODE	DESCRIPTION	NO./PACK
EU5052	LANDING MONITOR	1
	EU1872 ARTERIAL PROBE	1
	EU1873 VENOUS PROBE	1
	EU1900 CLAMP ON TRANSDUC. SCT 3/8" x 3/32" (EM-TEC FLOW METER)	1
	65050 METALLIC CLAMP	3
	MP111 TRANSDUCER HOLDER BACK PLATE	3
	EU10441 POWER SUPPLY	1
	EU6592 EDWARDS-LANDING CONNECTING CABLE	3
EU5075	CO₂ DETECTION SET	
	EU10431 POWER AND COMMUNICATION CAPNOMETER	
	EU10388 CAPNOMETER-GAS FLOW METER	
	EU10441 POWER SUPPLY	
	EU3964 GAS ESCAPE/CAPNOMETER SET	
OPTIONAL EQUIPMENT		
EU1517	YSI TEMPERATURE PROBE (for oxygenator and cardioplegia heat exchanger)	1
27170111	OXYGENATOR PROBE	1
EU1901	CLAMP ON TRANSDUC. SCT 1/4" x 3/32" (EM-TEC FLOW METER)	1
EU10409	CLAMP ON TRANSDUC. SCT 1/4" x 1/16" (EM-TEC FLOW METER)	1
SINGLE-USE		
EU3863	VENOUS CUVETTE 1/2" - 1/2" (3 boxes - 15 pcs/box)	45
AG3863	VENOUS CUVETTE 1/2" - 1/2" COATED (3 boxes - 15 pcs/box)	45
EU3864	ARTERIAL AND VENOUS CUVETTE 3/8" - 3/8" (3 boxes - 15 pcs/box)	45
AG3864	ARTERIAL AND VENOUS CUVETTE 3/8" - 3/8" COATED (3 boxes - 15 pcs/box)	45
EU3874	ARTERIAL AND VENOUS CUVETTE 1/4" - 1/4" (3 boxes - 15 pcs/box)	45
AG3874	ARTERIAL AND VENOUS CUVETTE 1/4" - 1/4" COATED (3 boxes - 15 pcs/box)	45

EUROSETS EUROPE

ITALY

Eurosets S.r.l.
Strada Statale 12, 143
41036 Medolla (MO)
Italy

Ph: +39 0535 660311
Fax: +39 0535 51248
info@eurosets.com

BENELUX

Eurosets Benelux
Winstar Park,
Rue Provinciale, 62
1301 Bierges (Wavre)
Belgium

Ph: +32 10237993
info.nl@eurosets.com
info.be@eurosets.com

FRANCE

Eurosets France Sarl
Immeuble LE FONTENOY
96, Boulevard Vivier
Merle

69423 LYON Cedex 03
Ph: +33 962191542
Fax: +33 970066573
info.fr@eurosets.com

GERMANY

Eurosets GmbH
Industriestr. 29
82194 Gröbenzell

Ph: +49 81426671227
Fax: +49 81426671229
info.de@eurosets.com

EUROSETS ASIA

CHINA

Eurosets (Suzhou) Medical Device Ltd.
Suite 1308-2, The Summit (South Block)
No. 119, Suzhou Avenue West,
Suzhou Industrial Park - 215000, Greater China.

苏州工业园区苏州大道西119
号苏悦广场南楼1308-2, 215000,
更大的中国
info.cn@eurosets.com

eurosets.com

STERILE



CE 0123

Latex free

Prodotto da
Manufactured by
Fabriqué par
Hersteller
Fabricado por

Eurosets s.r.l.
Strada Statale 12, n°143
41036 Medolla (MO), Italy
Tel: +39 0535 660311
Fax: +39 0535 51248
E-mail: info@eurosets.com
eurosets.com



Distribuito da
Distributed by
Distribué par
Vertrieb
Distribuido por



THE MOST GENTLE,
SAFE AND VERSATILE
SOLUTION FOR
ECMO AND ECLS






FROST & SULLIVAN

BEST
2021 PRACTICES
AWARD

GLOBAL EXTRACORPOREAL
MEMBRANE OXYGENATION (ECMO)
NEW PRODUCT INNOVATION AWARD



The most **gentle**, **safe** and **versatile** solution for ECMO (Extracorporeal Membrane Oxygenation), E-CPR (Extracorporeal Cardiopulmonary Resuscitation) and MCS (Mechanical Circulatory Support) enabling all healthcare professionals to easily manage any situation in different environments



GENTLE

Features state of the art technology for optimal biocompatibility

Magnetic Adult, Paediatric and Newborn levitating pump technology to **cover any patient size**

Phosphorylcholine coated circuit for **reduced platelets consumption**

Up to 30 days disposable validation for **long term procedures**




SAFE

Designed for optimal patient safety

Non invasive sensing system for **optimal patient monitoring**

Integrated back-up system for **extra safety** in case of failure

Auxiliary external battery for **extra procedural time** in case of emergency



VERSATILE

Portable and flexible to address a variety of different practices

Compact design for **easy transport**

Optimized adult, paediatric and newborn circuits for ECMO, E-CPR and MCS

Unique transport options to address every therapeutic need across different hospital facilities



GENTLE

**Features state of the art
technology for optimal
biocompatibility**

ADULT, PAEDIATRIC AND NEWBORN* MAGNETIC LEVITATING PUMPS TO COVER ANY PATIENT SIZE

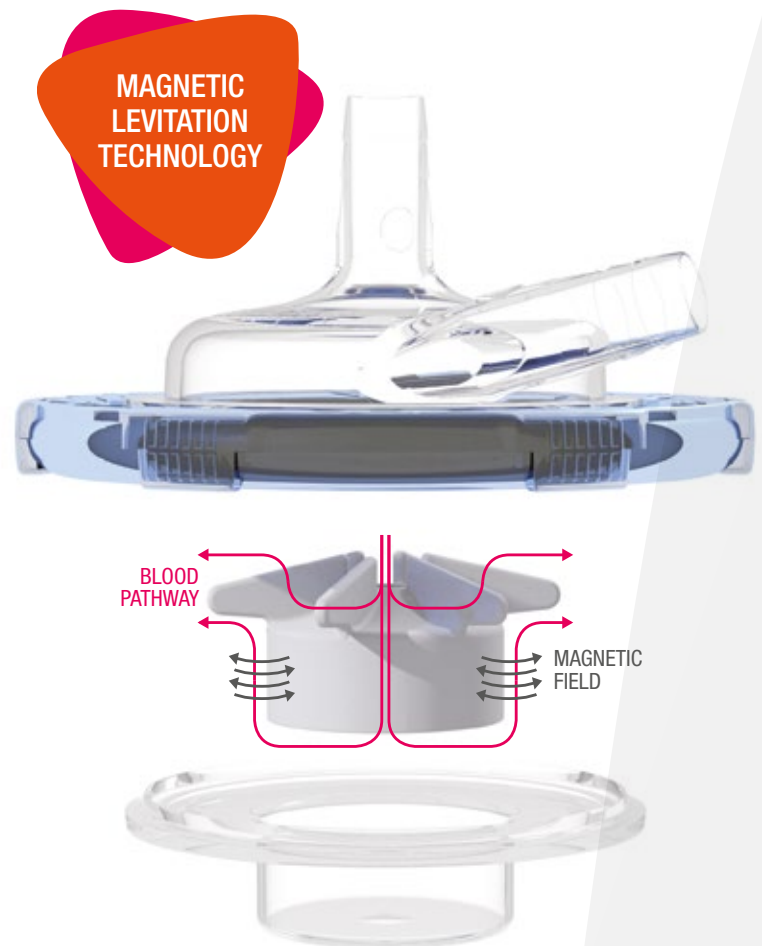
Ecmolife features a fully magnetic-levitated centrifugal pump.

The pump is available both in Adult/Paediatric and Newborn configurations and is characterized by an impeller's contact-free environment that ensures:

- ♥ **Optimal flow dynamics**
- ♥ **Reduced blood stagnation areas**
- ♥ **Minimal friction and shear stress**
- ♥ **Minimized hemolysis¹**



FULLY PC
COATED



1. Condello et al. Magnetic levitation pump versus constrained vortex pump: a pilot study on the hemolysis effect during minimal invasive extracorporeal circulation, Journal of Cardiothoracic Surgery, 2021

*CE-Pending



Technical Features

Limitations

Blood flow range:
Centrifugal pump speed:
Blood pathway volume:
Max blood pathway pressure

Adult and Paediatric

0-10 l/min
0-5000 rpm
39 ml
800 mmHg (107 kPa)

New Born

0-3.0 l/min
0-4500 RPM
22 ml
800 mmHg (107kPa)

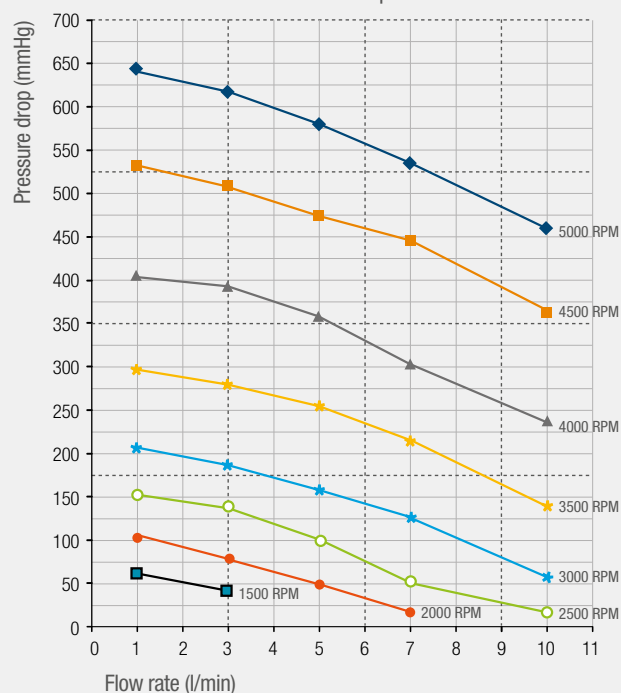
Ports

Blood inlet: 3/8" (9.53 mm)
Blood outlet: 3/8" (9.53 mm)

1/4" (6.35 mm)
1/4" (6.35 mm)

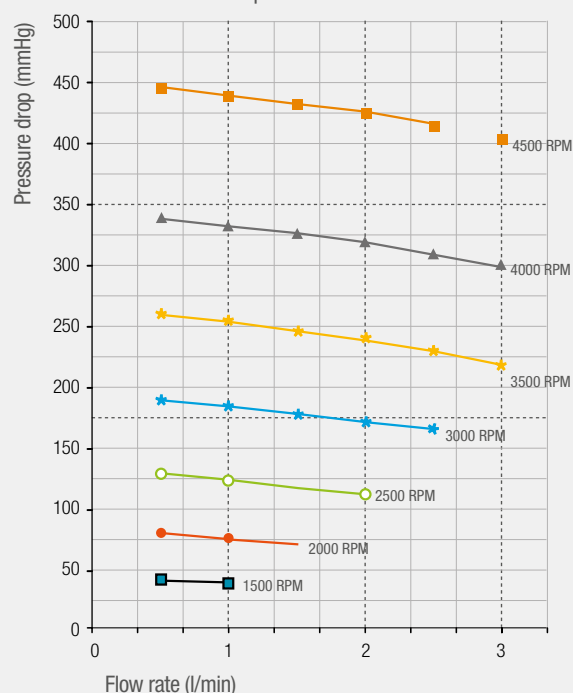
PERFORMANCE GRAPH 1

Adult and Paediatric Pump



PERFORMANCE GRAPH 2

Newborn Pump



Hydraulic performance data: PERFORMANCE GRAPH

1 Pressure differential vs. flow rate (average of TIME 0 samples data). Data gathered from test in accordance with ISO 18242 standard. Conditions: Anticoagulated Bovine Blood, Hb = 12±1 g/dL, Temp. 37±1°C.

2 Pressure differential vs. flow rate (average of TIME 0 samples data). Data gathered from test in accordance with ISO 18242 standard. Conditions: Blood analogue with 3.5 cP dynamic viscosity, Temp. 37±1°C.

PHOSPHORYLCHOLINE COATED CIRCUIT FOR REDUCED PLATELETS CONSUMPTION

Phosphorylcholine is the predominant lipid headgroup found within the outer layer of cell membranes.

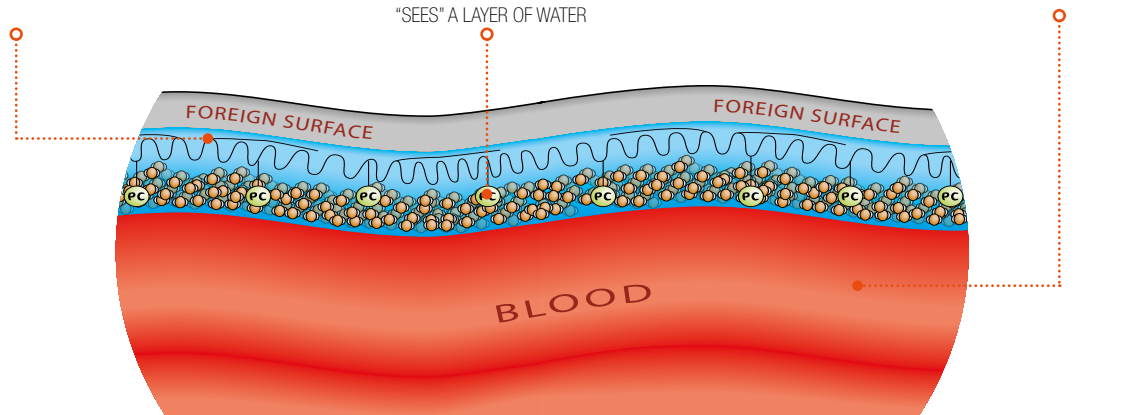
Phosphorylcholine has a natural affinity for water and binds water tightly around itself.

- ♥ **Reduces platelet consumption remarkably.**¹
- ♥ **Phosphorylcholine coating is suitable for patients with acute HIT (Heparin Induced Thrombocytopenia).**²

ALKALINE CHAINS SPREAD ACROSS THE SURFACE YIELDING A STABLE COATING THROUGH HYDROPHOBIC INTERACTIONS

LAYER OF HYDRATION AROUND PC
- WITH A COATED SUBSTRATE THE BLOOD THEREFORE "SEES" A LAYER OF WATER

ZWITTERIONIC PC GROUPS EXPRESSED OUTWARDS FROM THE SURFACE



1. R. Lorusso et al. Effects of phosphorylcholine coating on extracorporeal circulation management and postoperative outcome: a double-blind randomized study. *Interactive Cardiovascular and Thoracic Surgery* 8 (2009) 7–11.

2. F. Pappalardo et al. *Bioline*® heparin-coated ECMO with bivalirudin anticoagulation in a patient with acute heparin-induced thrombocytopenia: the immune reaction appeared to continue unabated. *Perfusion* 2009; 24: 135–137



UP TO 30 DAYS* DISPOSABLE VALIDATION FOR LONG TERM PROCEDURES

The optimized circuits for ECMO and ECLS
are validated up to 30 days, ensuring
**optimal performance throughout
the entire period**



*CE-Pending





SAFE

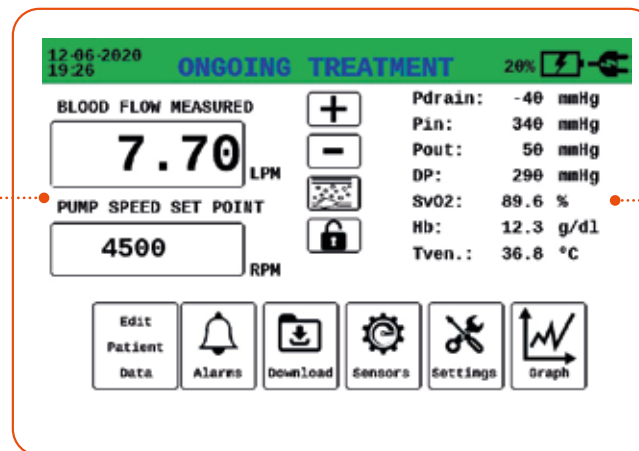
**Designed for optimal
patient safety**

NON INVASIVE SENSING SYSTEM FOR OPTIMAL PATIENT MONITORING

The ECMOLIFE system is equipped with 5 non invasive sensors ensuring continuous monitoring of 10 parameters displayed simultaneously and in real time, providing the operator with **full control of the procedure**.

10 Parameters displayed

- ① Blood flow (LPM)
- ② Pump speed (RPM)



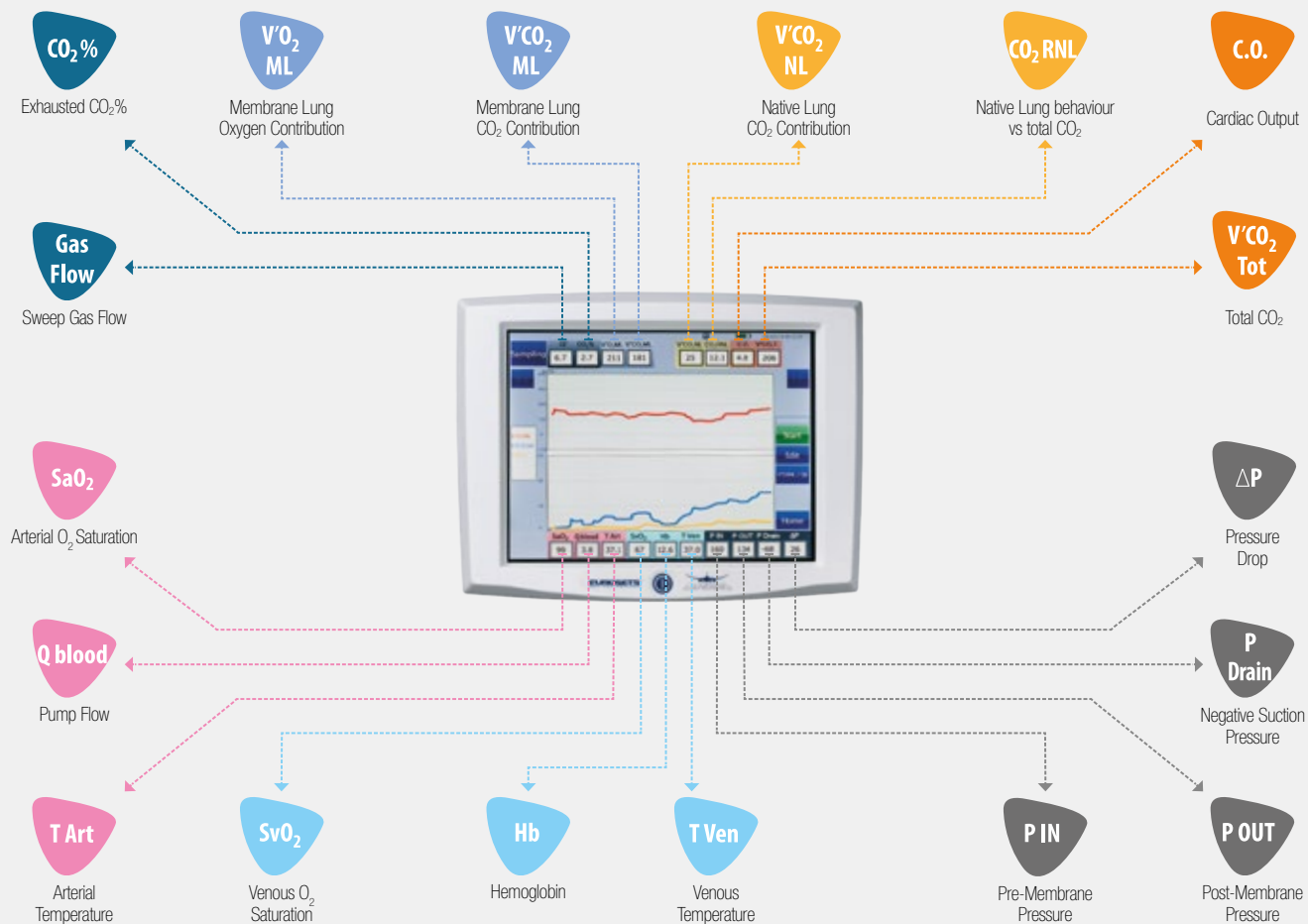
- ③ Drainage pressure (P_{DRAIN})
- ④ Pre oxygenator pressure (P_{IN})
- ⑤ Post oxygenator pressure (P_{OUT})
- ⑥ Oxygenator Pressure drop
- ⑦ Oxygen venous saturation (SVO₂)
- ⑧ Hemoglobin (HB)
- ⑨ Blood venous temperature (T_{VEN})
- ⑩ Air bubble detector



ECMOLife circuit can be connected to the LANDING ECMO adding an additional cuvette along the arterial line.

LANDING ECMO displays 18 parameters in real time for optimal patient monitoring. Thanks to these 18 parameters, HCPs can easily evaluate:

- Procedure efficacy
- Metabolic-hemodynamic patient's pattern
- Interdependency between the Membrane Lung and the Native Lung



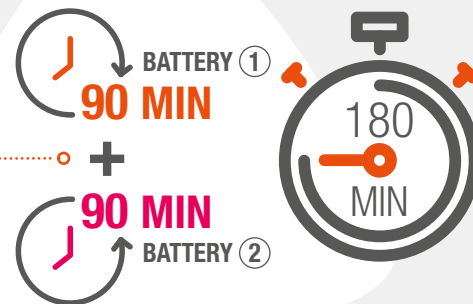
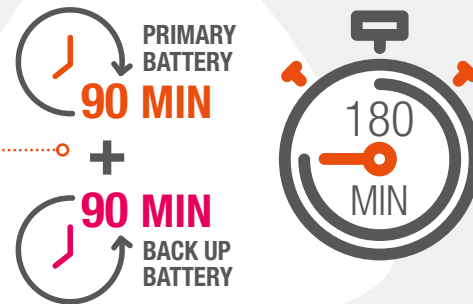
INTEGRATED BACK UP SYSTEM FOR EXTRA SAFETY IN CASE OF FAILURE

- ♥ The ECMOLIFE Pump is the only device available on the market with an integrated back-up system that acts as a perfectly functioning replacement in case of failure, ensuring increased patient safety.
- ♥ Compared to standard manual hand cranks, the integrated back-up system ensures superior comfort for HCPs.






AUXILIARY EXTERNAL BATTERY FOR EXTRA PROCEDURAL TIME IN CASE OF EMERGENCY



TOTAL 6 HOURS



VERSATILE

Portable and flexible
to address a variety
of different practices

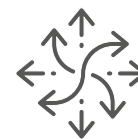


COMPACT DESIGN FOR EASY TRANSPORT



ECMOLife is approved for both intra and inter hospital transport. The device not only meets the existing mandatory regulations, but also underwent testing according to UNECE Regulation No.10 to further confirm its electromagnetic compatibility.





OPTIMIZED CIRCUITS FOR ECMO, E-CPR OR MCS

The circuits come completely pre-connected and assembled in a kit.

Oxygenator and pump are located on a dedicated bracket assuring:

- ♥ Easy and quick disposable set up
- ♥ Clear view of circuits integrity



Dedicated ECMO Oxygenator Module

The Adult, Newborn and Paediatric ECMO oxygenators are clinically proven to be efficient, highly biocompatible, solutions for prolonged cardio-respiratory support¹.



ADULT MODULE

PAEDIATRIC MODULE

NEWBORN MODULE

1. Pieri et al., A new phosphorylcholine-coated polymethylpentene oxygenator for extracorporeal membrane oxygenation: a preliminary experience, Perfusion, 2013

UNIQUE TRANSPORT OPTIONS TO ADDRESS EVERY THERAPEUTIC NEED ACROSS DIFFERENT HOSPITAL FACILITIES

The Proprietary **Leonardo Trolley**, available in **two different configurations**, is designed as a stable and compact workstation for ECMOLife.

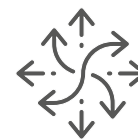


- **Leonardo Trolley** features the unique possibility that part of the trolley can be used as accessory shelf adaptable to any stretchers.

- **Leonardo Slim** is characterized by a minimized footprint and a unique and patented design that allow ECMOLife operations also very narrow environments.



Intra-hospital Transport



FOIL



FOIL is the only device in the market that is **certified and validated to carry ECLS devices on a stretcher** between the patient's legs.

- ♥ High-quality carbon-fiber design for minimized weight
- ♥ Ergonomic tailored wings that increase comfort for patients and operators
- ♥ Can be safely attached to any stretcher
- ♥ Ensures convenient positioning of ECMOLife during any type of transports



ECMO Transport



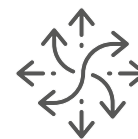
Seamless interaction between ECMOLife and Colibrì for optimized patient care

Colibrì is the lightest ECLS system in the market ensuring convenient transport in every clinical environment.

At any stage during the procedure, being start-up, during intrahospital transport or after E-CPR performed out-of-hospital, Colibrì can be connected to ECMOLife with one single cable.

In that moment, ECMOLife takes control of the device, making available a bigger screen, an integrated back-up system and all the comfort of the primary console.





Should any movement be needed,
Colibrì can be easily disconnected
to easily transport the device leveraging
its minimized weight and footprint.



ORDERING GUIDE

REUSABLE




CODE	DESCRIPTION	N°/PACK
EU5086	ECMOLIFE SYSTEM 2.0 _____	1
	includes: Console _____	1 (A)
	Motor driver _____	2 (B)
	Clamp on transducer sct 3/8" x 3/32" _____	2
	Bracket _____	1 (C)
	Venous probe _____	1 (D)
	Bubble sensor 3/8" x 3/32" _____	1
	Cable for Colibri-ECMOLife Connection _____	1
	ECMOLife power cord EU _____	2
	3 to 1 SM Holder Plate _____	1
EU5093	LEONARDO Trolley _____	1 (E)
	includes: ECMOLIFE Cable Holder _____	1 (F)
	REOMED 1000 isolating trans-formers 1000VA _____	1
	REOMED Plug C13-C14 _____	2
EU5094	LEONARDO Slim _____	1
	includes: ECMOLife Cable Holder _____	1 (F)
	REOMED 1000 isolating trans-formers 1000VA _____	1
	REOMED Plug C13-14 _____	2



* Product not manufactured by EUROSETS S.r.l.

- Products in bold are manufactured and certified by Eurosets S.r.l.
- ECMOLife System, ECMOLife Heater Cooler and Single-use codes are CE₀₁₂₃ Certified

** CE-Pending

REUSABLE			
CODE	DESCRIPTION		N°/PACK
R229P01-010	MAX BLEND 0-15 LPM		1 *
R100P26	Bracket, Pole mount, gas blender		1 *
R129P91	Air Tube		1 *
R129P94	Oxygen Tube		1 *
R219P31	3 in 1 single pack (connector gas outlet)		1 *
EU3941	ECMOLIFE HEATER COOLER		1
	includes: HC Unit _____		1
	UK AND EU Power Supply Cables _____		1
	Hoses 1,5m _____		2
	Hanses connection tube _____		1
	Water Discharge Hose (Female) _____		1
EU3943	Hoses 3m		2
EU3898	ECMOLIFE Ambulance Plate holder		1
EU3996	FOIL Transport System		1
EU6728	ECMOLIFE FLOWMETER 1/4" x 3/32" (only for ECMOLIFE 2.0)		1
EU6729	AUX.AIR/FLOW SENS.P:1/4" x 3/32" (only for ECMOLIFE 2.0)		1
EU1901	CLAMP-ON TRANSDUC. SCT 1/4" x 3/32" (only for ECMOLIFE 1.0)		1
EU3898	ECMOLIFE Ambulance 24V Power		1
EU6734	EDWARDS ECMOLIFE CABLE		1

REUSABLE		
CODE	DESCRIPTION	N°/PACK
EU10775	ECMOLIFE Power Cord GB	1 *
EU10996	ECMOLIFE Power Cord BR	1 *
2M85274	Holder with BAR 25x10 mm	1 (G) *
EU3899	ECMOLIFE Auxiliary batteries Kit with transport bag	1 (H)
EU2511	ECMOLIFE Holder Motor Driver	1 (I)

SINGLE USE		
CODE	DESCRIPTION	N°/PACK
14AG70231	ECMOLIFE VAS tubing set Includes: pump, circuit, press. Transducers Smith Medical	1
14AG70232	ECMOLIFE adult ECMO tubing set Includes: adult Oxy, adult pump, circuit, press. Transducers Metallux 3 to1	1
14AG70232/SM	ECMOLIFE adult ECMO tubing set Includes: adult Oxy, adult pump, circuit, press. Transducers Smith Medical	1
14AG70233	ECMOLIFE pediatric ECMO tubing set** Includes: NB Oxy, ped pump, circuit, press. Transducers Smith Medical	1
14AG70234	ECMOLIFE new born ECMO tubing set Includes: NB Oxy, circuit, press. Transducers Metallux 3 to 1	1
AG70232/PP	ECMOLife 6 hrs Tubing Set Includes: PP Oxy, pump, circuit, press. Transducers Smith Medical	1
EU5083	ECMO ADULT console Sterile (Stand alone ECMO Oxy)	2
AG5078	ECMOLIFE Adult-Paediatric centrifugal pump	1



NOTES



EUROSETS EUROPE

ITALY

Eurosets S.r.l.
Strada Statale 12, 143
41036 Medolla (MO)
Italy

Ph: +39 0535 660311
Fax: +39 0535 51248
info@eurosets.com

BENELUX

Eurosets Benelux
Winstar Park,
Rue Provinciale, 62
1301 Bierges (Wavre)
Belgium

Ph: +32 10237993
info.nl@eurosets.com
info.be@eurosets.com

FRANCE

Eurosets France Sarl
Immeuble LE FONTENOY
96, Boulevard Vivier
Merle
69423 LYON Cedex 03

Ph: +33 962191542
Fax: +33 970066573
info.fr@eurosets.com

GERMANY

Eurosets GmbH
Industriestr. 29
82194 Gröbenzell
Ph: +49 81426671227
Fax: +4981426671229
info.de@eurosets.com

EUROSETS ASIA

CHINA

Eurosets (Suzhou) Medical Device Ltd.
Suite 1308-2, The Summit (South Block)
No. 119, Suzhou Avenue West,
Suzhou Industrial Park - 215000, Greater China.

苏州工业园区苏州大道西119
号苏悦广场南楼1308-2, 215000,
更大的中国
info.cn@eurosets.com



Prodotto da
Manufactured by
Fabriqué par
Hersteller
Fabricado por

Eurosets s.r.l.
Strada Statale 12, n°143
41036 Medolla (MO) Italy
Tel: +39 0535 660311
Fax: +39 0535 51248
E-mail: info@eurosets.com
eurosets.com



Distribuito da
Distributed by
Distribué par
Vertrieb
Distribuido por

ECMOLIFE HEATER COOLER

TAILORED AND RELIABLE
TEMPERATURE MANAGEMENT
FOR ECLS



ECMOLIFE HEATER COOLER

THE MOST **COMPLETE, SECURE & INTUITIVE** SOLUTION TO MANAGE THE PATIENT'S BLOOD TEMPERATURE DURING ECLS PROCEDURES

The ECMOLIFE Heater-Cooler is a system designed to facilitate patient thermo-regulation during ECMO.

This innovative device is part of the ECMOLIFE portfolio and is capable of warming/cooling the patient in the range of 15-39°C, making it suitable to respond to different clinical needs. In line with the safety pillar that characterizes the entire ECMOLIFE portfolio, our Heater Cooler benefits from employing a fully “closed” water circulatory system. “In this type of closed heater cooler, air born transmission of *Mycobacterium chimaera* could not be demonstrated”¹.

Key Features:

- Performs both cooling and warming functions in a wide set of temperature ranges (15°-39°)
- Easy to set up and use with a dedicated workstation in the Leonardo Trolley
- Fully “closed” water circulatory system to reduce infection risk
- Incorporates automatic functional tests and alarms for enhanced safety
- Offers enhanced protection when used in combination with Eurosets Oxygenators to reduce the risk of migration of disinfectant solution

1) Trudzinski F.C., Schlotthauer U., Kamp A., Hennemann K., Muellenbach R.M., Reischl U. Gärtner B., Wilkens H., Bals R., Herrmann M., Lepper P.M. and Becker S.L. (2016) - **Clinical implications of *Mycobacterium chimaera* detection in thermo-regulatory devices used for extracorporeal membrane oxygenation (ECMO)** - Germany, 2015 to 2016', in Euro Surveillance, p. 6.



RATED VOLTAGE	230 VAC 50 Hz
NOMINAL VALUE RANGE	15-39°C
PUMP CAPACITY	Max. 5.5 l/min. max. 0.21 bar
WARM-UP TIME	Approx. 5-10 mins. (20-37°C)
COOLING-DOWN TIME	Approx. 5-10 mins. (20-15°C)
TANK VOLUME	0.5/0.8 l (min./max.)
DIMENSIONS (w x h x d)	200 x 290 x 440 mm
WEIGHT	17 kg (empty)



ECMOLife Heater Cooler Codes

EU3941

Includes:

- HC Unit
- UK and EU Power Supply Cables
- Hoses 1,5m (x2)
- Hanses connection tube
- Water discharge hose (female)



EU3943

Hoses 3m (x2)



EUROSETS EUROPE

ITALY

Eurosets S.r.l.
Strada Statale 12, 143
41036 Medolla (MO)
Italy
Ph: +39 0535 660311
Fax: +39 0535 51248
info@eurosets.com

BENELUX

Eurosets Benelux
Winstar Park,
Rue Provinciale, 62
1301 Bierges (Wavre)
Belgium
Ph: +32 10237993
info.nl@eurosets.com
info.be@eurosets.com

FRANCE

Eurosets France Sarl
Immeuble LE FONTENOY
96, Boulevard Vivier
Merle
69423 LYON Cedex 03
Ph: +33 962191542
Fax: +33 970066573
info.fr@eurosets.com

GERMANY

Eurosets GmbH
Industriestr. 29
82194 Gröbenzell
Ph: +49 81426671227
Fax: +4981426671229
info.de@eurosets.com

EUROSETS ASIA

CHINA

Eurosets (Suzhou) Medical Device Ltd.
Suite 1308-2, The Summit (South Block)
No. 119, Suzhou Avenue West,
Suzhou Industrial Park - 215000, Greater China.
苏州工业园区苏州大道西119
号苏悦广场南楼1308-2, 215000,
更大的中国
info.cn@eurosets.com

   eurosets.com

Prodotto da
Manufactured by
Fabriqué par
Hersteller
Fabricado por

Eurosets s.r.l.
Strada Statale 12, n°143
41036 Medolla (MO) Italy
Tel: +39 0535 660311
Fax: +39 0535 51248
E-mail: info@eurosets.com
eurosets.com

STERILE/EO



CE 0123

Latex free



Distribuito da
Distributed by
Distribué par
Vertrieb
Distribuido por





CATALOGUE 2021

CARDIAC CATHETERS
AND CANNULAE



Index

2

Cardiovascular cannulation

- 4 Arterial cannulae
- 10 Aortic catheters
- 12 Flex line venous cannulae
- 14 Flex line two stage venous cannulae

16

Cardioplegia

- 18 Aortic root cannulae
- 20 Retrograde cardioplegia cannulae
- 21 Air aspiration needles
- 22 Ostial perfusion cannulae
- 24 Cardioplegia adapters

28

Paediatric cannulae

- 30 Paediatric arterial cannulae
- 31 Paediatric venous cannulae

32

Vent catheters

- 34 PVC vent catheters
- 37 Silicone vent catheters

38

Suckers

- 40 Rigid sucker
- 40 Flexible and malleable suckers
- 40 Yankauer suction tubes
- 41 Pericardial sumps
- 42 Thoracic drains

44

Gas diffusers

48

Hemoconcentrators


52

Accessories

- 54 Tourniquet sets
- 55 Connectors
- 56 Porous vent plugs
- 56 Vented connector caps
- 56 Vessel cannulae
- 56 Quick prime lines
- 57 Pressure monitoring lines
- 57 Tubing organizers
- 57 Suture organizers
- 58 Blowers/mister

1

Cardiovascular cannulation



Index

- 4 Arterial cannulae
- 10 Aortic catheters
- 12 Flex line venous cannulae
- 14 Flex line two stage venous
cannulae

Arterial cannulae

REINFORCED, CURVED TIP WITH FLANGE



TYPE A



TYPE B

TYPE A - BODY LENGTH: 30 CM

TYPE B - BODY LENGTH: 21 CM

Description	Size	TYPE A - BODY LENGTH: 30 CM			TYPE B - BODY LENGTH: 21 CM		
		Standard	With vent plug	With vented red cap	Standard	With vent plug	With vented red cap
Without connector	20 Fr	A2016	A2016V	-	B2016	B2016V	-
	22 Fr	A2216	A2216V	-	B2216	B2216V	-
	24 Fr	A2416	A2416V	-	B2416	B2416V	-
With connector	20 Fr	A20161	-	A20161V	B20161	-	B20161V
	22 Fr	A22161	-	A22161V	B22161	-	B22161V
	24 Fr	A24161	-	A24161V	B24161	-	B24161V
With luer connector	20 Fr	A20162	-	A20162V	B20162	-	B20162V
	22 Fr	A22162	-	A22162V	B22162	-	B22162V
	24 Fr	A24162	-	A24162V	B24162	-	B24162V

PRODUCT INFORMATION

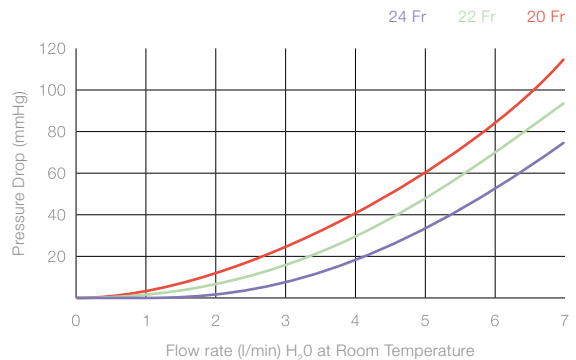
Andocor arterial cannulae are intended for use in perfusion of the ascending aorta during cardiopulmonary bypass.

All versions with a vented red cap can be equipped with a vent plug. Upon request the luer connector can be mounted at an angle 180° - facing up.

Q Connection site: 3/8"
Qty/box: 20 Pcs

+ Kink resistant reinforced tubing
Easy tip orientation thanks to indexing marker
Smooth plastic tip

ARTERIAL CANNULA PRESSURE DROP VS FLOW



Arterial cannulae

REINFORCED, STRAIGHT TIP WITH RING



TYPE A



TYPE B

TYPE A - BODY LENGTH: 30 CM

TYPE B - BODY LENGTH: 21 CM

Description	Size	TYPE A - BODY LENGTH: 30 CM			TYPE B - BODY LENGTH: 21 CM		
		Standard	With vent plug	With vented red cap	Standard	With vent plug	With vented red cap
Without connector	20 Fr	A2013	A2013V	-	B2013	B2013V	-
	22 Fr	A2213	A2213V	-	B2213	B2213V	-
	24 Fr	A2413	A2413V	-	B2413	B2413V	-
With connector	20 Fr	A20131	-	A20131V	B20131	-	B20131V
	22 Fr	A22131	-	A22131V	B22131	-	B22131V
	24 Fr	A24131	-	A24131V	B24131	-	B24131V
With luer connector	20 Fr	A20132	-	A20132V	B20132	-	B20132V
	22 Fr	A22132	-	A22132V	B22132	-	B22132V
	24 Fr	A24132	-	A24132V	B24132	-	B24132V

PRODUCT INFORMATION

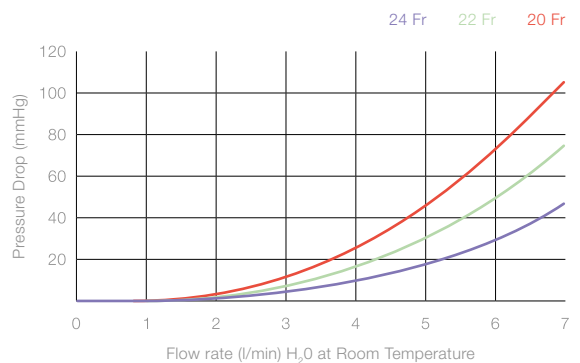
Andocor arterial cannulae are intended for use in perfusion of the ascending aorta during cardiopulmonary bypass.

All versions with a vented red cap can be equipped with a vent plug. Upon request the luer connector can be mounted at an angle 180° - facing up.

Q Connection site: 3/8"
Qty/box: 20 Pcs

+ Kink resistant reinforced tubing
Easy tip orientation thanks to indexing marker
Smooth plastic tip

ARTERIAL CANNULA PRESSURE DROP VS FLOW



Arterial cannulae

NON-REINFORCED, CURVED TIP WITH FLANGE



BODY LENGTH: 22 CM

Description	Size	Standard	With vented red cap
Without connector	20 Fr	A2006	-
	22 Fr	A2206	-
	24 Fr	A2406	-
With connector	20 Fr	A20061	A20061V
	22 Fr	A22061	A22061V
	24 Fr	A24061	A24061V
With luer connector	20 Fr	A20062	A20062V
	22 Fr	A22062	A22062V
	24 Fr	A24062	A24062V

PRODUCT INFORMATION

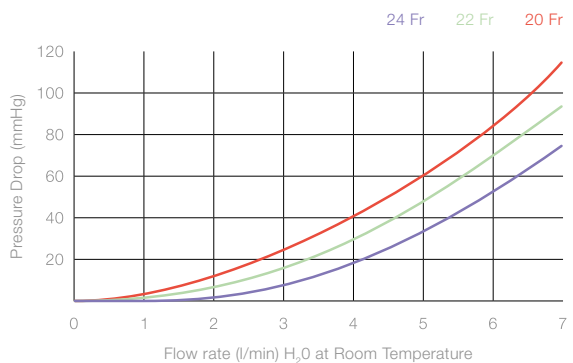
Andocor arterial cannulae are intended for use in perfusion of the ascending aorta during cardiopulmonary bypass.

All versions with a vented red cap can be equipped with a vent plug. Upon request the luer connector can be mounted at an angle 180° - facing up.

Q Connection site: 3/8"
Qty/box: 20 Pcs


+ Kink resistant non-reinforced tubing
Easy tip orientation thanks to indexing marker
Smooth plastic tip

ARTERIAL CANNULA PRESSURE DROP VS FLOW



Arterial cannulae

NON-REINFORCED, STRAIGHT TIP WITH RING



BODY LENGTH: 22 CM

Description	Size	Standard	With vented red cap
Without connector	20 Fr	A2003	-
	22 Fr	A2203	-
	24 Fr	A2403	-
With connector	20 Fr	A20031	A20031V
	22 Fr	A22031	A22031V
	24 Fr	A24031	A24031V
With luer connector	20 Fr	A20032	A20032V
	22 Fr	A22032	A22032V
	24 Fr	A24032	A24032V

PRODUCT INFORMATION

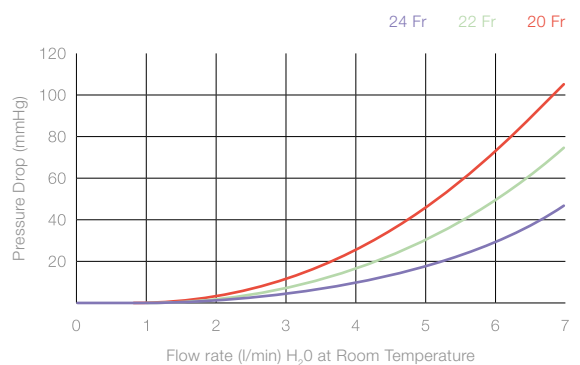
Andocor arterial cannulae are intended for use in perfusion of the ascending aorta during cardiopulmonary bypass.

All versions with a vented red cap can be equipped with a vent plug. Upon request the luer connector can be mounted at an angle 180° - facing up.

Q Connection site: 3/8"
Qty/box: 20 Pcs

+ Kink resistant non-reinforced tubing
Easy tip orientation thanks to indexing marker
Smooth plastic tip

ARTERIAL CANNULA PRESSURE DROP VS FLOW



Arterial cannulae

NON-REINFORCED, ONE PIECE BODY



BODY LENGTH: 22 CM

Description	Size	Reference
Without connector, with suture ring	18 Fr	A1826
	20 Fr	A2026
	21 Fr	A2126
	22 Fr	A2226
	24 Fr	A2426

PRODUCT INFORMATION

The cannula consists of kink-resistant PVC tubing, it is constructed of a conical, single piece body terminating in a bevelled, curved tip. Each cannula is supplied with a fixed depth ring and has a blue indexing marker to allow precise positioning of the cannula.



Connection site: 3/8" - 18 Fr: 1/4"
Qty/box: 20 Pcs



Kink resistant pvc tubing
Easy tip orientation thanks to indexing marker



Aortic catheters





BODY LENGTH: 21 CM

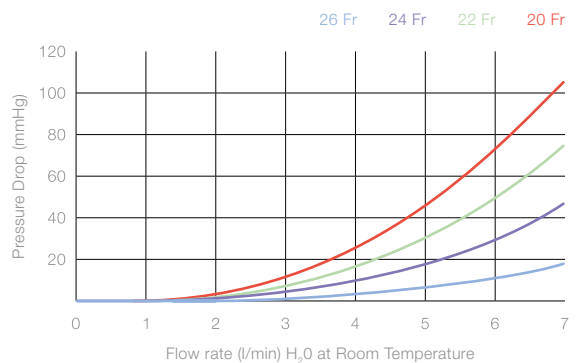
Description	Size	Standard	With vented red cap
With connector	20 Fr	AC201341	AC201341V
	22 Fr	AC221341	AC221341V
	24 Fr	AC241341	AC241341V
	26 Fr	AC261341	AC261341V
	30 Fr	AC301341	AC301341V
With luer connector	22 Fr	AC221342	AC221342V
	24 Fr	AC241342	AC242342V
	26 Fr	AC261342	AC261342V
	30 Fr	AC301342	AC301342V

PRODUCT INFORMATION

Andocor aortic catheters are intended for perfusion of the ascending aorta during cardiopulmonary bypass.

-  Connection site: 3/8"
Qty/box: 20 Pcs
-  Easy tip orientation thanks to indexing marker
Smooth bevelled tip
Moveable suture ring

AORTIC CATHETER PRESSURE DROP VS FLOW



Special configurations

HARD TIP

BODY LENGTH: 21 CM

Description	Size	Standard	With vented red cap
With connector	24 Fr	AC241341H	AC241341VH
With luer connector	24 Fr	AC241342H	AC241342VH

WITH SMALL RING, HARD TIP



BODY LENGTH: 21 CM

Description	Size	Standard	With vented red cap
With connector	24 Fr	-	AC241341VHS
With luer connector	24 Fr	-	AC241342VHS

HARD TIP, LONG



BODY LENGTH: 36 CM

Description	Size	With vent plug	With vented red cap
With luer connector	22 Fr	AC221342HL	AC221342VHL
	24 Fr	AC241342HL	AC241342VHL
With luer connector and side holes	22 Fr	AC221342HLW	AC221342VHLW
	24 Fr	AC241342HLW	AC241342VHLW

Flex line venous cannulae

REINFORCED WITH LIGHTHOUSE TIP



PRODUCT INFORMATION

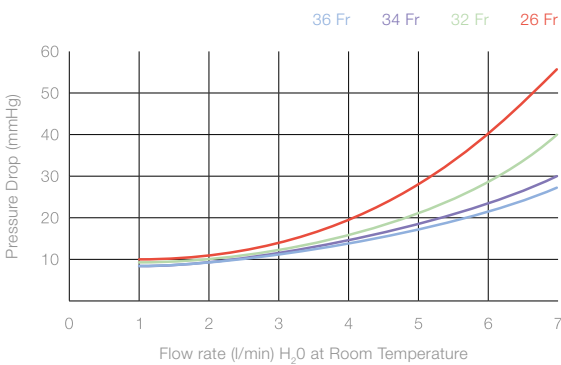
Andocor venous cannulae are intended to drain venous blood from the right atrium and caval veins.

Q Connection site: 3/8" - 36 Fr: 1/2"
Length: 39 cm
Qty/box: 20 Pcs

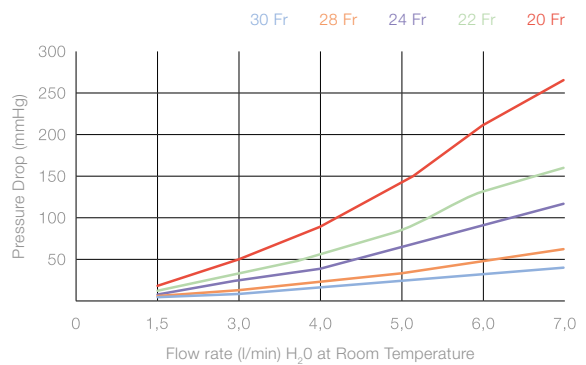
+ Single piece construction
Open and flexible lighthouse tip
Easy positioning
Insertion depth marker

Size	Straight tip	Right angled 90° tip
20 Fr	01V201L8	01V201L9
22 Fr	01V221L8	01V221L9
24 Fr	01V241L8	01V241L9
26 Fr	01V261L8	01V261L9
28 Fr	01V281L8	01V281L9
30 Fr	01V301L8	01V301L9
32 Fr	01V321L8	01V321L9
34 Fr	01V341L8	01V341L9
36 Fr	01V361L8	01V361L9

VENOUS CANNULA PRESSURE DROP VS FLOW



VENOUS CANNULA PRESSURE DROP VS FLOW



Special configurations

CONNECTION SITE 3/8"



Size	Straight tip	Right angled 90° tip
36 Fr	01V362L8	01V362L9

NON-REINFORCED



Size	Straight tip
32 Fr	VC3208

Flex line two stage venous cannulae

PROXIMAL AND DISTAL REINFORCED WITH LIGHTHOUSE TIP



ROUND BODY



FLAT BODY



ROUND BODY

FLAT BODY

Size	Length	ROUND BODY			FLAT BODY		
		Without connector	With connector	With luer connector	Without connector	With connector	With luer connector
32/40	36	01V32L40	01V32L401	01V32L402	01V32L40FB	01V32L401FB	01V32L402FB
34/40	36	01V34L40	01V34L401	01V34L402	01V34L40FB	01V34L401FB	01V34L462FB
34/46	40	01V34L46	01V34L461	01V34L462	01V34L46FB	01V34L461FB	01V34L462FB
36/46	40	01V36L46	01V36L461	01V36L462	01V36L46FB	01V36L461FB	01V36L462FB
36/51	40	01V36L51	01V36L511	01V36L512	01V36L51FB	01V36L511FB	01V36L512FB

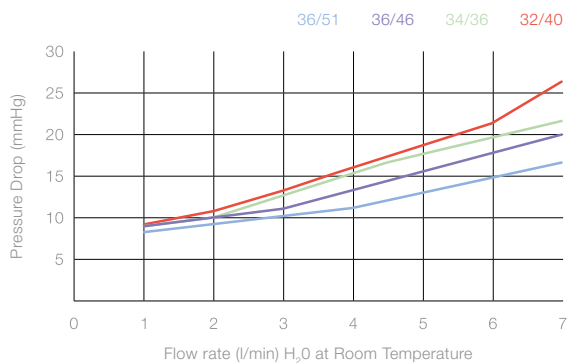
PRODUCT INFORMATION

Andocor two stage venous cannulae are intended for use in venous drainage via the right atrium and inferior vena cava simultaneously during cardiopulmonary bypass surgery up to six hours or less.

Q Connection site: 1/2"
Qty/box: 20 Pcs

+ Single piece construction
Open and flexible lighthouse tip
Easy positioning
Insertion depth marker

VENOUS CANNULA PRESSURE DROP VS FLOW



Special configurations

CONNECTION SITE: 3/8"



Size	Length	With connector
32/40	36	01V32L403
34/46	40	01V34L463

2


Cardioplegia



Index

- 18 Aortic root cannulae
- 20 Retrograde cardioplegia cannulae
- 21 Air aspiration needles
- 22 Ostial perfusion cannulae
- 24 Cardioplegia adapters

Aortic root cannulae



Description	Tip size	Needle size	Reference
Type A Without vent line	6 Fr	16 G	ARC07
	7 Fr	14 G	ARC04
	9 Fr	12 G	ARC01
Type B Without vent line With suture ring	6 Fr	16 G	ARC07R
	7 Fr	14 G	ARC04R
	9 Fr	12 G	ARC01R
Type C With vent line	6 Fr	16 G	ARC08
	7 Fr	14 G	ARC05
	9 Fr	12 G	ARC02
Type D With vent line	6 Fr	16 G	ARC08S
	7 Fr	14 G	ARC05S
	9 Fr	12 G	ARC02S

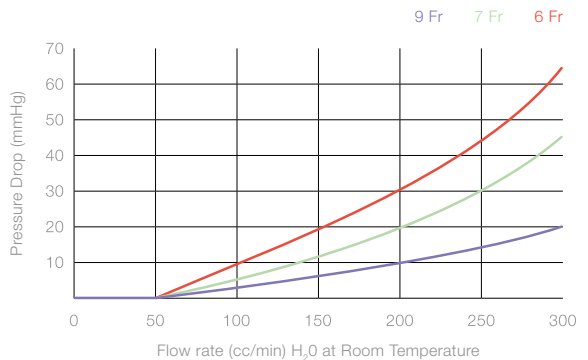
PRODUCT INFORMATION

Andocor aortic root cannulae are intended for use during cardiopulmonary bypass for antegrade delivery of cardioplegia solutions and venting of the heart. The cannula may also be used to aspirate air from the aorta at the conclusion of the cardiac procedure.

Q Length: 15 cm
 Connection size vent line: 1/4"
 Qty/box: 20 Pcs

+ Easy of use
 Anti-bleeding valve helps reduce blood loss

AORTIC ROOT CANNULAE PRESSURE DROP VS FLOW



WITH 2 CLAMPS




Description	Tip size	Needle size	Reference
With vent line	7 Fr	14 G	ARC10

WITH ANTI-BEELDING VALVE



Description	Tip size	Needle size	Reference
Without vent line	6 Fr	16 G	ARC07V
	7 Fr	14 G	ARC04V
	9 Fr	12 G	ARC01V
With vent line	6 Fr	16 G	ARC08V
	7 Fr	14 G	ARC05V
	9 Fr	12 G	ARC02V

MINIMAL INVASIVE TYPE, LENGTH: 28 CM



Description	Tip size	Needle size	Standard	With anti-bleeding valve
Without vent line	7 Fr	14 G	ARC14	ARC14V
With vent line	7 Fr	14 G	ARC15S	-

Retrograde cardioplegia cannulae



Size	Balloon diameter	Reference
14 Fr	18 mm	RCC01

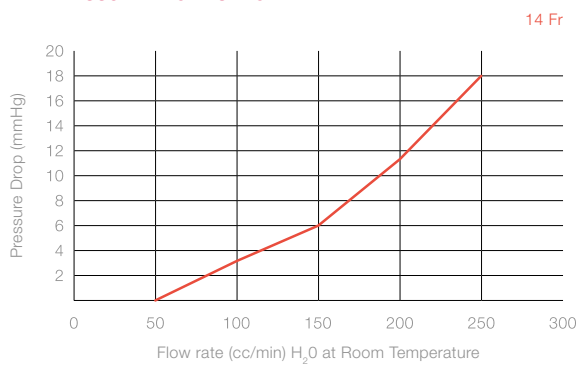
PRODUCT INFORMATION

Andocor retrograde cardioplegia cannulae are intended to be connected to the cardioplegia line in order to infuse cardioplegic solution and blood into the patient's coronary sinus during open heart procedures.

Q Length: 31 cm
Qty/box: 20 Pcs

+ Self-inflating
Silicone balloon
Malleable stylet

RETROGRADE CARDIOPLEGIA CANNULA PRESSURE DROP VS FLOW




Air aspiration needles




Needle length	Needle size	Reference
1,4 cm	16 G	CN16

PRODUCT INFORMATION


Andocor cardioplegia needles work as air aspirators and are intended for use in delivery of cardioplegia solution during cardiopulmonary bypass surgery.

 Length: 5 cm
Qty/box: 20 Pcs

 Protective cap
Stainless steel needle
Luer lock connection

Ostial perfusion cannulae

CORONARY ARTERY OSTIAL CANNULA WITH BALLOON



Balloon size	Tip size	Curved	Straight
4 mm	2,1 mm	OC04A	OC04S
5 mm	2,1 mm	OC05A	OC05S
6 mm	3 mm	OC06A	OC06S
7 mm	3 mm	OC07A	OC07S
8 mm	3,5 mm	OC08A	OC08S

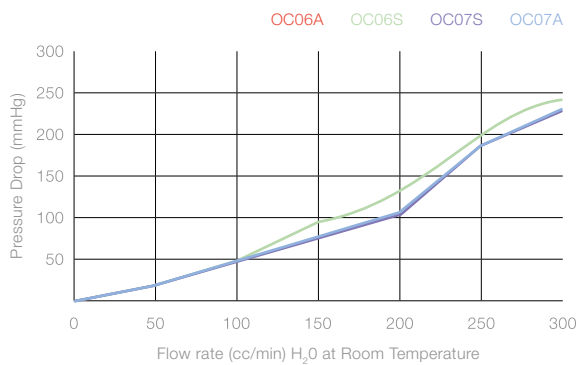
PRODUCT INFORMATION

Andocor ostial perfusion cannulae are intended for use in delivery of cardioplegia solution directly to the coronary arteries during cardiopulmonary bypass surgery.

Q Connection: Female luer lock
 Length: 30 cm
 Qty/box: 20 Pcs

+ Self-inflating silicone balloon
 Female luer lock connection

CORONARY ARTERY OSTIAL CANNULA PRESSURE DROP VS FLOW



Ostial perfusion cannulae

CORONARY ARTERY OSTIAL CANNULA, BASKET TIP WITH FLANGE



Tip size	45° angled	90° angled
10 Fr	OC1045	OC1090
12 Fr	OC1245	OC1290
14 Fr	OC1445	OC1490

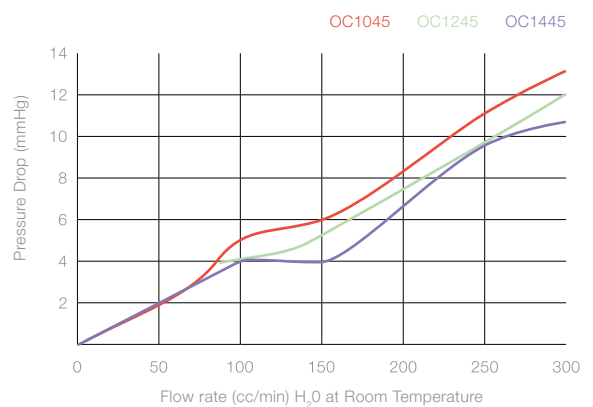
PRODUCT INFORMATION

Andocor ostial perfusion cannulae are intended for use in delivery of cardioplegia solution directly to the coronary arteries during cardiopulmonary bypass surgery.


Q Connection: Female luer lock
Length: 21 cm
Qty/box: 20 Pcs

+ Soft basket tip
Different configurations
Stainless steel shaft

CORONARY ARTERY OSTIAL CANNULA PRESSURE DROP VS FLOW



Cardioplegia adapters



STRAIGHT ADAPTERS

Description	Tubing length	Reference
1/4" / male luer connection	10 cm	CSY15
Female / male luer connection	10 cm	CSY16

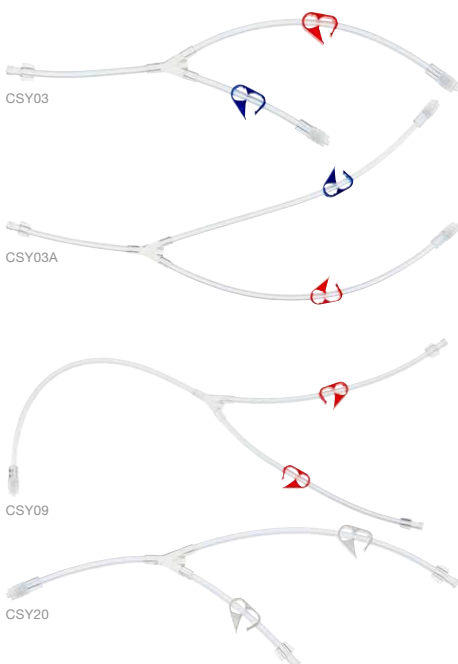


PERFUSION ADAPTERS

Description	Length	Reference
1/4" to male luer connector	7 cm	CSY17
3/8" to male luer connector	7 cm	CSY18




Description	Length	Reference
1/4" to male luer connector with stopcock	10 cm	CSY19



PERFUSION Y-ADAPTERS

Description	Tubing length	Reference
Female luer lock in combination with 2 male luer lock connectors.	30 cm	CSY03
	35 cm	CSY03A

Description	Tubing length	Reference
Male luer lock in combination with 2 female luer lock connectors.	45 cm	CSY09
	30 cm	CSY20



PERFUSION SET WITH VENT LINE

Description	Tubing length	Reference
Male luer lock in combination with 1 female luer lock and 1 cone connector.	30 cm	CSY08
	18 cm	CSY13



PERFUSION RECIRCULATION ADAPTERS

Description	Tubing length	Reference
Male luer lock in combination with 2 cone connectors.	30 cm	CSY06
	13,5 cm	CSY25


Description	Tubing length	Reference
Female luer lock in combination with 3 male luer lock connectors	30 cm	CSY21

PRODUCT INFORMATION

Andocor cardioplegia adapters connect to the aortic root cannula or vessel cannula and are intended for the delivery of cardioplegia solution or venting the heart during cardiopulmonary bypass surgery.

 Qty/box: 20 Pcs

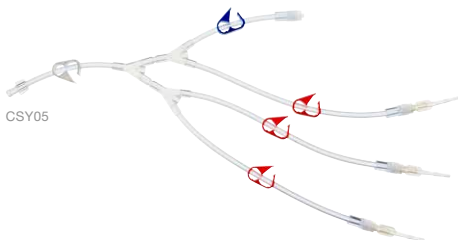
Cardioplegia adapters



CSY04


MULTIPLE PERFUSION ADAPTER FOR AORTIC ROOT AND THREE VEIN GRAFTS

Tubing length: 32 cm	Reference
Female luer lock in combination with 4 male luer lock connectors	CSY04



CSY05

Tubing length: 32 cm	Reference
Female luer lock in combination with 4 male luer lock connectors with 3 attached vessel cannula	CSY05



CSY24

Tubing length: 32 cm	Reference
Female luer lock in combination of 4 male luer lock connectors	CSY24



CSY23

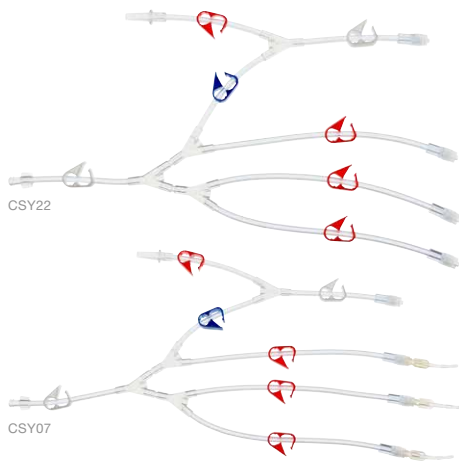
Tubing length: 32 cm	Reference
Female luer lock in combination with 6 male luer lock connectors	CSY23



CSY12

MULTIPLE PERFUSION ADAPTER FOR RETROGRADE AND AORTIC ROOT WITH VENT LINE

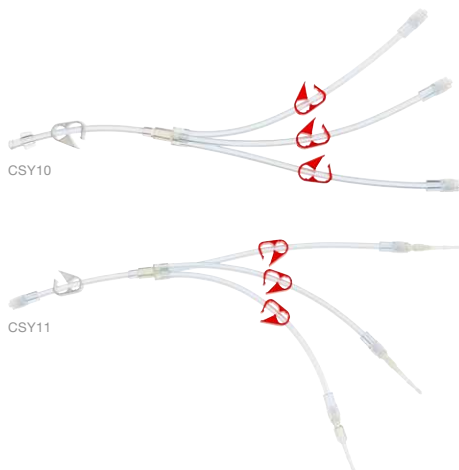
Tubing length: 45 cm	Reference
Female luer lock in combination with 2 male luer lock connectors and cone connector	CSY12



MULTIPLE PERFUSION ADAPTER WITH VENT LINE

Tubing length: 32 cm	Reference
Female luer lock in combination with 4 male luer lock connectors and cone connector	CSY22

Tubing length: 32 cm	Reference
Female luer lock in combination with 4 male luer lock connectors with 3 attached vessel cannula and cone connector	CSY07



MULTIPLE PERFUSION SET FOR THREE VEIN GRAFTS

Tubing length: 30 cm	Reference
Female luer lock in combination with 4 male luer lock connectors and cone connector	CSY10

Tubing length: 30 cm	Reference
Male luer lock in combination with 3 male luer lock connectors with attached vessel cannula	CSY11

PRODUCT INFORMATION

Andocor cardioplegia adapters connect to the aortic root cannula or vessel cannula and are intended for the delivery of cardioplegia solution or venting the heart during cardiopulmonary bypass surgery.

 Qty/box: 20 Pcs

3

Paediatric cannulae

Index

- 30 Paediatric arterial cannulae
- 31 Paediatric venous cannulae

Paediatric arterial cannulae

REINFORCED WITH 90° METAL TIP



PRODUCT INFORMATION

BODY LENGTH: 23 CM

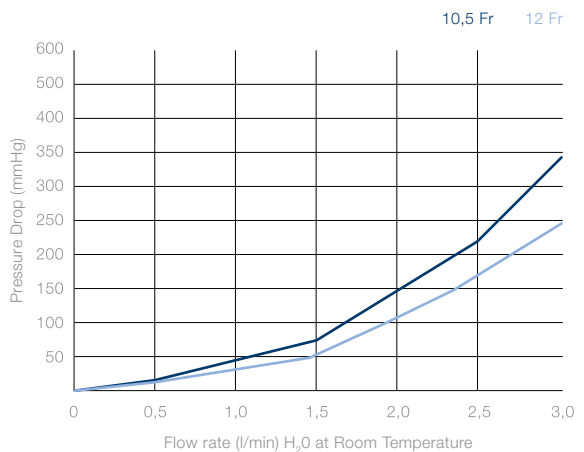
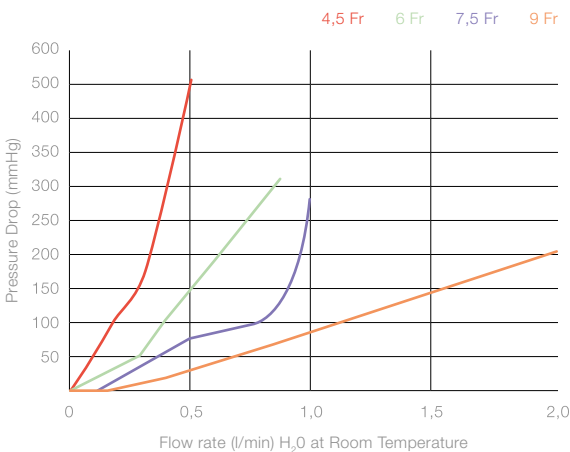
Andocor paediatric arterial cannulae are intended for perfusion of the ascending aorta during cardiopulmonary bypass surgery up to six hours or less.

Q Connection: 3/16" - 1/4"
Qty/box: 20 Pcs

+ Kink resistant wire reinforced PVC tubing
Steel tip with thin wall for high flow rates

Description	Size	With vent plug
90° metal tip	4,5 Fr	AP04519V
	6 Fr	AP06019V
	7,5 Fr	AP07519V
	9 Fr	AP09019V
	10,5 Fr	AP10519V
	12 Fr	AP12019V

METAL TIP ARTERIAL CANNULA PRESSURE DROP VS FLOW



Paediatric venous cannulae

REINFORCED WITH 90° METAL TIP



PRODUCT INFORMATION

BODY LENGTH: 35 CM

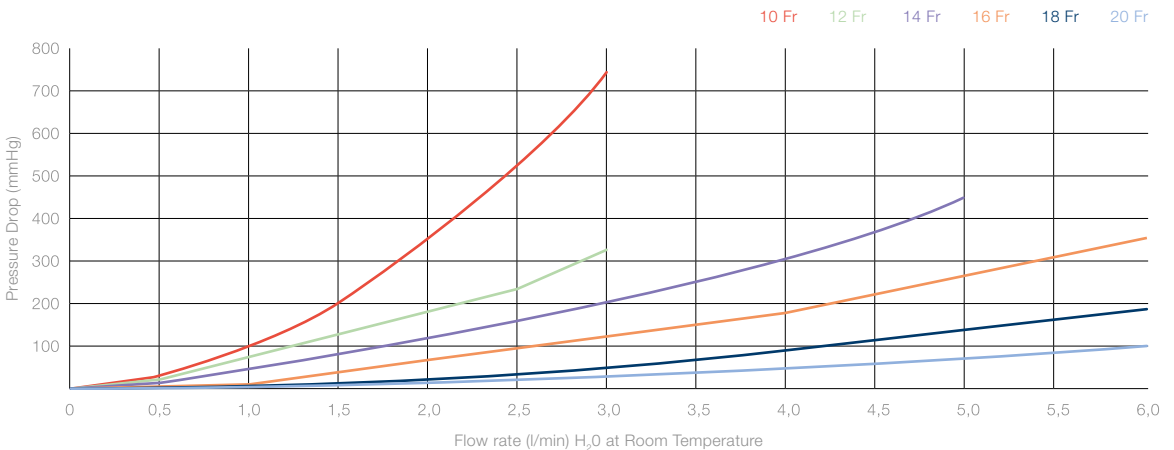
Andocor paediatric venous cannulae are intended for drainage from the superior and inferior vena cava during cardiopulmonary bypass surgery up to six hours or less.

Q Connection: 10-12 Fr: 3/16" - 1/4" | Other: 1/4"
Qty/box: 20 Pcs

+ Kink resistant wire reinforced PVC tubing
Steel tip with thin wall for high flow rates
Additional side holes for improved drainage

Description	Size	Reference
90° metal tip	10 Fr	01V101L7
	12 Fr	01V121L7
	14 Fr	01V141L7
	16 Fr	01V161L7
	18 Fr	01V181L7
	20 Fr	01V201L7

METAL TIP VENOUS CANNULA PRESSURE DROP VS FLOW



4

Vent catheters



Index

- 34 PVC vent catheters
- 37 Silicone vent catheters

PVC vent catheters

ANGLED



TUBING LENGTH: 32 CM

TUBING LENGTH: 34 CM

Description	Size	Tip perforation size 3,8 cm	Tip perforation size 10 cm
		Without stylet	13 Fr
	20 Fr	-	PVBA20

PRODUCT INFORMATION


Andocor vent catheters are medical devices to decompress or vent the heart during cardiopulmonary bypass cannulation. Vent catheters are used as a suction catheter to assist in the complete evacuation of blood.

Q Connection: 1/4"
Qty/box: 20 Pcs

+ Kink resistant reinforced tubing
Insertion dept marker

PVC vent catheters

STRAIGHT, OPEN TIP




TUBING LENGTH: 32 CM

Description	Size	Tip perforation size			
		2,5 cm	6 cm	8 cm	9 cm
Type A Without stylet	17 Fr	PVSO170	PVSO171	-	PVSO172
	18 Fr	PVSO180	PVSO181	-	PVSO182
Type B With plastic stylet	17 Fr	PVSOR170	PVSOR171	PVSOR173	PVSOR172
	18 Fr	PVSOR180	PVSOR181	-	PVSOR182
Type C With guidewire stylet	17 Fr	-	PVSOG171	-	-
	18 Fr	-	PVSOG181	-	-

PVC vent catheters

STRAIGHT, CLOSED TIP



Type A



Type B



Type C

TUBING LENGTH: 32 CM

Description	Size	Tip perforation size			
		2,5 cm	3,8 cm	6 cm	9 cm
Type A Without stylet	13 Fr	-	PVSB134	-	-
	18 Fr	PVSB180	-	PVSB181	PVSB182
	20 Fr	-	-	PVSB201	-
Type B With plastic stylet	17 Fr	PVSBR170	-	PVSBR171	PVSBR172
	18 Fr	PVSBR180	-	PVSBR181	PVSBR182
	20 Fr	-	-	PVSBR201	-
Type C With guidewire stylet	13 Fr	-	PVSBG134	-	-
	17 Fr	PVSBG170	-	PVSBG171	PVSBG172
	18 Fr	PVSBG180	-	PVSBG181	PVSBG182
	20 Fr	-	-	PVSBG201	-

Silicone vent catheters



Size	Tip perforation size	Length	Reference
16 Fr	6,5 cm	38 cm	SV16
20 Fr	7,2 cm	39 cm	SV20

PRODUCT INFORMATION

Andocor vent catheters are medical devices to decompress or vent the heart during cardiopulmonary bypass cannulation. Vent catheters are used as a suction catheter to assist in the complete evacuation of blood.



Connection: 1/4"
Qty/box: 20 Pcs




Guidewire stylet
Soft and flexible silicone tubing
Soft tip

5

Suckers

Index

- 40 Rigid sucker
- 40 Flexible and malleable suckers
- 40 Yankauer suction tubes
- 41 Pericardial sumps
- 42 Thoracic drains



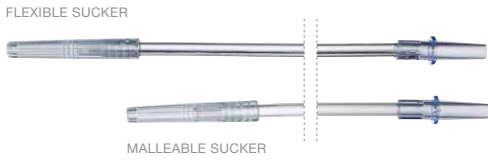
RIGID SUCKER

Tip	Length	Reference
Macro sucker	36 cm	RS01
Mini sucker	25 cm	RS02

PRODUCT INFORMATION

Andocor suckers are used for the removal of excess fluid from the surgical field.

- Q** Connection: 1/4"
Qty/box: 20 Pcs
- +** Metal suction tube with plastic handle
Easy and comfortable directing



FLEXIBLE AND MALLEABLE SUCKERS

Tubing	Size	Length	Reference
Flexible	17 Fr	36 cm	FS300
Malleable	17 Fr	25 cm	FS301

PRODUCT INFORMATION

Andocor suckers are used for the removal of excess fluid from the surgical field.

- Q** Connection: 1/4"
Qty/box: 20 Pcs
- +** Provides continuous suction
Flexible or malleable tubing



YANKAUER SUCTION TUBES

Tubing	Length	Open tip 22 Fr	Bulb tip 30 Fr
Vented	25 cm	ST04	ST02
Non-vented	25 cm	ST03	ST01

PRODUCT INFORMATION

Andocor yankauer suction tubes are intended to aspirate body waste fluid during surgery.

- Q** Connection: 1/4"
Qty/box: 20 Pcs

Pericardial sumps



Type A



Type B



Type C

Description	Size	Tubing	Tip length	Tubing length	Reference
Type A Metal tip	18 Fr	Flexible	2 cm	30 cm	PS40M
	18 Fr	Hard	2 cm	30 cm	PS40MH
	18 Fr	Flexible	2 cm	79 cm	PS40ML
	18 Fr	Hard	2 cm	79 cm	PS40MLH
Type B Perforated pool tip	23 Fr	Flexible	3,5 cm	30 cm	PS40M1
Type C Perforated pool tip	15 Fr	Flexible	2 cm	30 cm	PS40M2
	15 Fr	Hard	2 cm	79 cm	PS40MLH2

PRODUCT INFORMATION

Andocor suckers are used for the removal of excess fluid from the surgical field.



Connection: 1/4"
Qty/box: 20 Pcs



Smooth design
Weighted tip
Stainless steel tip


WIREWOUND TIP

Description	Size	Tubing	Tip length	Tubing length	Reference
Wirewound tip	16 Fr	Flexible	4 cm	30 cm	PS40



Thoracic drains

HARD TUBING



Description	Size	Without connector	With connector
Right angled	20 Fr	TC20B	TC20BC
	24 Fr	TC24B	TC24BC
	28 Fr	TC28B	TC28BC
	32 Fr	TC32B	TC32BC
Straight	20 Fr	TC20S	TC20SC
	24 Fr	TC24S	TC24SC
	28 Fr	TC28S	TC28SC
	32 Fr	TC32S	TC32SC

PRODUCT INFORMATION


Andocor thoracic drainage catheters are intended for the removal of air or fluid from the intrathoracic space. The smooth bevelled connection site facilitates the insertion. They are constructed of a clear and kink-resistant PVC tubing. Can be provided with a matching size connector for connection to the drainage system.

Q Length: 58 cm
 Connection: For 20-24 Fr 1/4", for 28-32 Fr 3/8"
 Qty/box: 20 Pcs

+ Kink resistant PVC tubing
 Side holes and open rounded tip on distal end
 Depth markings and radiopaque stripe

Thoracic drains

SOFT TUBING



Description	Size	With connector
Right angled	20 Fr	TCS20B
	24 Fr	TCS24B
	28 Fr	TCS28B
	32 Fr	TCS32B
Straight	20 Fr	TCS20S
	24 Fr	TCS24S
	28 Fr	TCS28S
	32 Fr	TCS32S

PRODUCT INFORMATION

Andacor thoracic drainage catheters are intended for the removal of air or fluid from the intrathoracic space. The tapered tongue at the proximal end facilitates the insertion. They are constructed of a frosted and kink-resistant PVC tubing. Provided with matching size connector for connection to the drainage system.

Q Length: 45 cm
Qty/box: 20 Pcs

+ Kink resistant PVC tubing
Side holes and open rounded tip on distal end
Depth markings and radiopaque stripe

6

Gas diffusers



Gas diffusers



Description	Configuration	Tubing length	Reference
Malleable tubing: 40 cm	Standard	225 cm	GAS225
	Long	325 cm	GAS225L
	Double packed	225 cm	GAS225DP
	Without filter	200 cm	GAS225W
Flexible tubing: 30 cm	Standard	225 cm	GAS225F

PRODUCT INFORMATION

Andocor gas diffuser is a medical device for intraoperative wound ventilation with CO₂ to prevent air embolism and bacteriological contamination during surgery. By creating a continuous flow of CO₂ in the intraoperative wound, air and bacteriological particles are removed.

SPECIAL CONFIGURATION

Description	Tubing length	Reference
With connector	325 cm	GAS225L1

Q Connection: 1/4" on proximal end
 Qty/box: 20 Pcs
 10 Pcs for GAS225L and GAS225L1

+ The PMC Coupling insert 1/4" (male) connector facilitates correct connection to the CO₂ wall port.

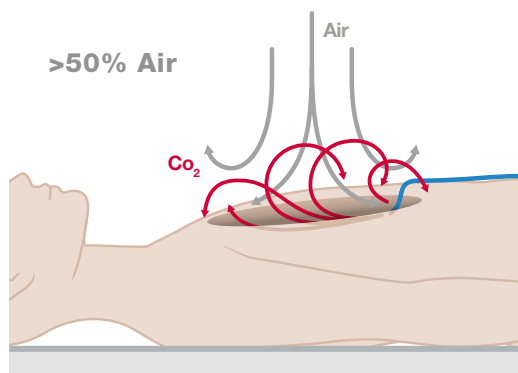
+ Innovative microporous diffuser tip
 Hydrophobic diffuser tip remains functional even when wet
 Bacterial filter
 Malleable section allows precise placement
 Flanged tip directs gas into patient

THE ANDOCOR GAS DIFFUSER CAN BE USED FOR ALL OPEN HEART SURGERY PROCEDURES TO REDUCE THE RISK OF AIR EMBOLISM.

HYDROPHOBIC DIFFUSER TIP

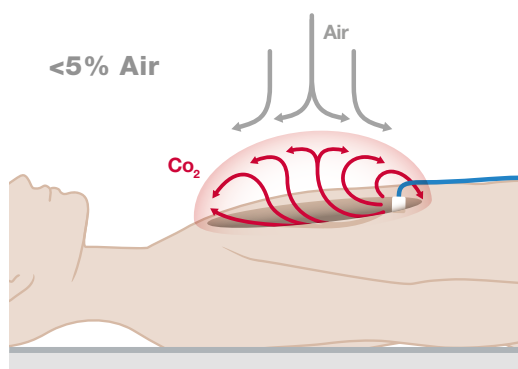


The hydrophobic diffuser tip offers smooth diffusion of CO₂. The small pores ensure that the carbon dioxide is diffused over the majority of its surface, avoiding any risk of turbulence. The technology of the tip ensures high CO₂ concentration in the thoracic wound area, reducing the risk of contamination.



CO₂ DIFFUSION WITH MULTI-PERFORATED DRAIN

- Turbulence: gas spray
- Entrainment of air
- 100% CO₂ unlikely



ANDOCOR'S GAS DIFFUSER WITH DIFFUSER TIP

- Laminar flow: fills bottom to top
- Air pushed away
- 100% CO₂ with sufficient flow

5 L/min on tube = >95% CO₂ in the thorax

7

Hemoconcentrators



Hemoconcentrators



Technical features	03HC0250 03HP0250	03HC0600 03HP0600	03HC0900 03HP0900	03HC1000 03HP1000	03HP1500
Intended use	Paediatric	Adult	Adult	Adult	Adult
Hollow fiber material	Polyethersulfone				
Membrane area	0,3 m ²	0,7 m ²	0,9 m ²	1,2 m ²	1,5 m ²
Fiber wall thickness	30 µm	30 µm	30 µm	30 µm	30 µm
Fiber internal diameter	200 µm	200 µm	200 µm	200 µm	200 µm
Priming blood volume	21 ml	49 ml	57 ml	75 ml	87 ml
Max transmembrane pressure	600 mmHg				
Cartridge Blood Connectors	Twist Lock				
Potting compound	Polyurethane				
KUF (ml/h/mmHg)	14	32	41	55	63
Unit length	180 mm	180 mm	180 mm	265 mm	265 mm

PRODUCT INFORMATION

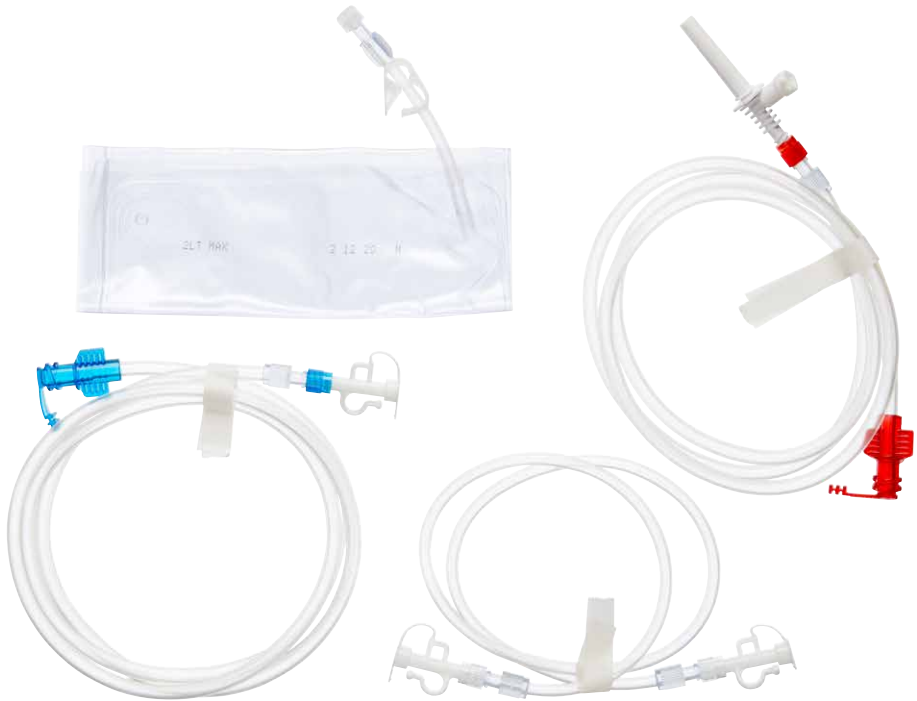
Andocor hemoconcentration filters are intended to relieve or mitigate overhydration in patients undergoing cardiopulmonary procedures and to increase concentrations of cells and proteins in the blood.

+ Pre-rinsed and non-rinsed filter
Standard or custom-made blood lines



Connection: Female luer lock

Qty/box	Non-rinsed	Pre-rinsed
10 Pcs	03HC0250	03HP0250
6 Pcs	03HC0600	03HP0600
6 Pcs	03HC0900	03HP0900
6 Pcs	03HC1000	03HP1000
6 Pcs		03HP1500



Tubing sets	Qty/box	Reference
Tubing set for hemoconcentrator HC0250/HC0600/HC01000	40	03HCS001
Set for hemoconcentrator HP1000 - preconnected	20	03HP1000PC
Set for hemoconcentrator HC1000 - not preconnected	20	03HC1000P


8

Accessories

Index

- 54 Tourniquet sets
- 55 Connectors
- 56 Porous vent plugs
- 56 Vented connector caps
- 56 Vessel cannulae
- 56 Quick prime lines
- 57 Pressure monitoring lines
- 57 Tubing organizers
- 57 Suture organizers
- 58 Blowers/mister

Tourniquet sets



CANNULATION TOURNIQUET SET

Description	Snare	Red tube	Blue tube	Clear tube	Reference
Tube size: 11 Fr Tube length: 17 cm Snare length: 25 cm	1	1	1	3	CT01
	1	1	2	3	CT02
	2	1	2	5	CT03
	1	1	1	-	CT04
	1	2	1	-	CT05
	2	2	2	4	CT06
	2	4	2	2	CT07
	1	5	-	-	CT08
	1	-	-	3	CT09

PRODUCT INFORMATION

Andocor cannulation tourniquet sets are used to secure arterial and venous cannulae during cardiopulmonary bypass.

Q Tubing: flexible PVC
Qty/box: 20 Pcs

	Clear Tube	
Tube size: 21 Fr, Tube length: 20 cm	2	CT10

VASCULAR TOURNIQUET SET



PVC Tube with plug on one end	Plastic snare	Umbilical tapes	Reference
2	2	2	VT01

PRODUCT INFORMATION

The Andocor vascular tourniquet set is an accessory product during cardiopulmonary bypass procedures. It is intended for securing cardiopulmonary bypass cannulae.

Q PVC tube length: 12 cm
Qty/box: 20 Pcs

Connectors

STRAIGHT CONNECTORS




Outlet 1	Outlet 2	Without luer connector	With luer connector
1/2"	1/2"	04CS001	04CS0012
3/8"	3/8"	04CS002	04CS0022
1/4"	1/4"	04CS003	04CS0032
3/8"	1/2"	04CS004	04CS0042
1/4"	3/8"	04CS005	04CS0052
3/16"	1/4"	04CS006	04CS0062
3/16"	3/16"	04CS007	04CS0072
3/8"	3/16"	04CS008	-

PRODUCT INFORMATION

Andocor connectors are accessories for the connection of cannulae to the extracorporeal cardiopulmonary bypass system and to connect tubing.

 Qty/box: 20 Pcs

Y-CONNECTORS



Outlet 1	Outlet 2	Outlet 3	Without luer connector	With luer connector
3/8"	3/8"	3/8"	04CY001	04CY0012
1/4"	1/4"	1/4"	04CY002	04CY0022
3/8"	3/8"	1/2"	04CY003	-
1/4"	1/4"	3/8"	04CY004	-
1/2"	1/2"	1/2"	04CY005	-
3/8"	1/4"	3/8"	04CY006	-
1/2"	1/4"	1/2"	04CY007	-
3/16"	3/16"	3/16"	04CY008	-
1/4"	1/4"	1/2"	04CY009	-

PRODUCT INFORMATION

Andocor connectors are accessories for the connection of cannulae to the extracorporeal cardiopulmonary bypass system and to connect tubing.

 Qty/box: 20 Pcs

POROUS VENT PLUGS



Connection	QTY/Box	Reference
1/4"	40	VP14
3/8"	40	VP38

VENTED CONNECTOR CAPS



Connection	QTY/Box	Reference
3/8"	40	VCC01

VESSEL CANNULAE



Description	Configuration	Length	Standard
Transparent flexible	Standard	5 cm	VC3
	Closed back check valve	6,5 cm	VC3B
White rigid	Standard	5 cm	VC04

PRODUCT INFORMATION

Andocor vessel cannulae are used to help check for leaks in a harvested vein that will be used in a graft with sterile saline solution. Additionally, the vessel cannula can be used for antegrade cardioplegia administration.

Q Connection: Female luer connector
Qty/box: 40 Pcs

QUICK PRIME LINES



Length	QTY/Box	Reference
100 cm	20	QPL100

PRODUCT INFORMATION

Andocor quick prime lines facilitate the transfer of fluids during the priming of the extracorporeal circuit.



PRESSURE MONITORING LINES



Pressure	Connection	Reference
800 psi	Male/Male	PML180MM
800 psi	Male/Female	PML180MF

PRODUCT INFORMATION

Andocor pressure monitoring lines are used for extending medical tubing and pressure monitoring.

Q Length: 180 cm
Qty/box: 20 Pcs

TUBING ORGANIZERS



Slots and type	Length	QTY/Box	Reference
1 slot for tube 1/8" 6 slots for tube 1/4" 2 slots for tube 3/8" 1 slot for tube 1/2"	20 cm	10	TO10

SUTURE ORGANIZERS



	A&B slots	Length	Qty/pouch	Reference
Small	4	12 cm	4	SO08
Standard	8	21 cm	3	SO16

PRODUCT INFORMATION

Suture Organizers enable comfortable and organized access to sutures in heart valve surgery. The suture material stays organized and is ready for immediate use.

Q Qty/box: 4 pouches

- +** For heart valve surgery
- For aortic and mitral valve reconstruction
- Quickly organizes and secures sutures
- Quick counting and facilitates sorting
- A & B slots prevent entanglement and reduce clutter




BLOWER/MISTER

Shaft length	Reference
15 cm	BM001

PRODUCT INFORMATION

The Andocor blower/mister is intended for clearing a wound or surgical site by non-contact means for improved visibility at the site.

- Q
 Tubing length: 320 cm
 Qty/box: 10 Pcs
- +
 Plastic handle and malleable shaft for easy positioning
 Soft distal tip
 Roller and clamp to adjust the flow
 Slip connector for connection to gas source






KWIKAAARD 104
2980 ZOERSEL
BELGIUM

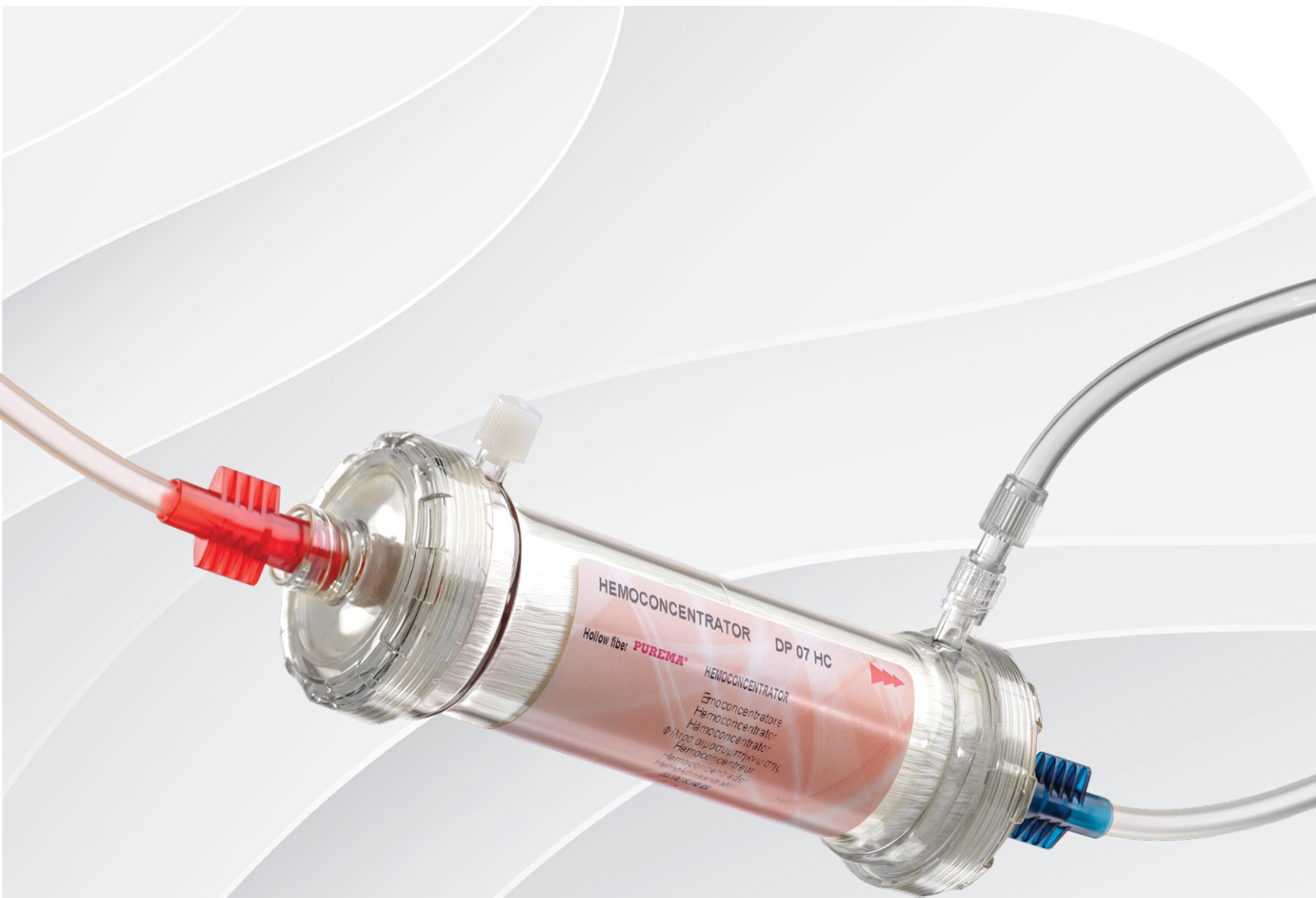
T +32 (0)3 380 15 95
INFO@ANDOCOR.COM

WWW.ANDOCOR.COM



MEDICA

HEMOCONCENTRATORS



Most Complete Range of
surfaces on the market

MEDICA

Hemoconcentrators are used during cardiac surgery to control hemodilution and hematocrit levels during the surgery procedure.

Medica manufactures a complete range of hemoconcentrators based on **PUREMA®** membrane and **MediSulfone®** membrane.

The range includes models for Adult and Pediatric patients.

Medica Hemoconcentrators are available pre-primed to avoid the priming procedure.

PUREMA® is a registered trade mark of Membrana GmbH

MediSulfone® is a registered trade mark of MEDICA S.p.A.

PEDIATRIC HEMOCONCENTRATORS

TECHNICAL FEATURES	D050	D100	D150	DP03HC
Intended use	Neonatal	Pediatric	Pediatric	Pediatric
Hollow fiber material	MediSulfone® Polysulfone	MediSulfone® Polysulfone	MediSulfone® Polysulfone	PUREMA® Polyethersulfone
Membrane area (m ²)	0,075	0,1	0,25	0,3
Fiber inner diameter (μ)	250			200
Fiber wall thickness (μ)	50			30
Priming volume (ml)	5	10	19	21
Max TMP (mmHg)	600			
Cartridge blood connectors	MLL	Tube site	Twist lock	
Cartridge filtrate connectors	FLL	Tube site	FLL	
KUF ml/h/mmHg	1.3	3.0	5.5	14
Product code - Irradiation sterile	M03665	M03985	M03098	M03967
Packaging (q.ty/box)	15	15	10	10

ADULT HEMOCONCENTRATORS

Female luer lock filtrate connection

TECHNICAL FEATURES	DP07HC	DP09HC	DP12HC	DP15HC
Intended use	Adult			
Hollow fiber material	HIGH FLUX PUREMA®			
Membrane area (m ²)	0.7	0.9	1.2	1.5
Fiber internal diameter (μm)	200	200	200	200
Fiber wall thickness (μm)	30	30	30	30
Priming Blood volume (ml)	49	57	75	87
Max TMP (mmHg)	600			
Cartridge Blood Connectors	Twist Lock			
Cartridge filtrate/dialysate connectors	Female Luer Lock			
Unit Length (mm)	180	180	265	265
KUF (ml/h/mmHg)	32	41	55	63
Product code ETO sterilised	M03958	M03959	M03960	M03961
Product code sterilised by irradiation	M03968	M03969	M03970	M03971
Packaging (q.ty/box)	6			

Hansen filtrate connection

TECHNICAL FEATURES	DP60HC	DP120HC	DP150HC	DP190HC	DP230HC
Intended use	Adult				
Hollow fiber material	HIGH FLUX PUREMA®				
Membrane area (m ²)	0.6	1.2	1.5	1.9	2.3
Fiber internal diameter (μm)	200	200	200	200	200
Fiber wall thickness (μm)	30	30	30	30	30
Priming Blood volume (ml)	39	69	87	115	133
Max TMP (mmHg)	600				
Cartridge Blood Connectors	Twist Lock				
Cartridge filtrate/dialysate connectors	Hansen				
Unit Length (mm)	180	300	300	300	300
KUF (ml/h/mmHg)	28	55	63	75	87
Product code ETO sterilised	M03962	M03963	M03964	M03965	M03966
Product code sterilised by irradiation	M03972	M03973	M03974	M03975	M03976
Packaging (q.ty/box)	10	28	28	20	20

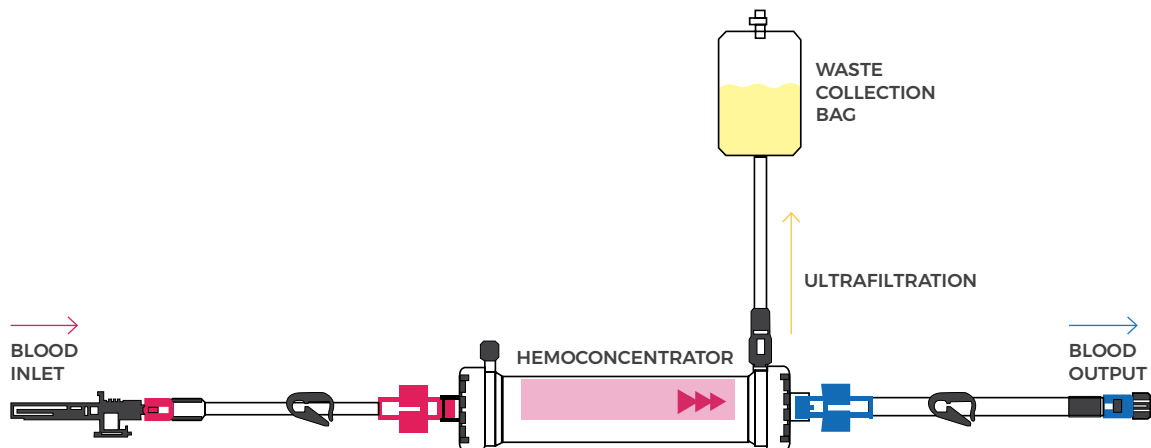
HEMOCONCENTRATOR SETS

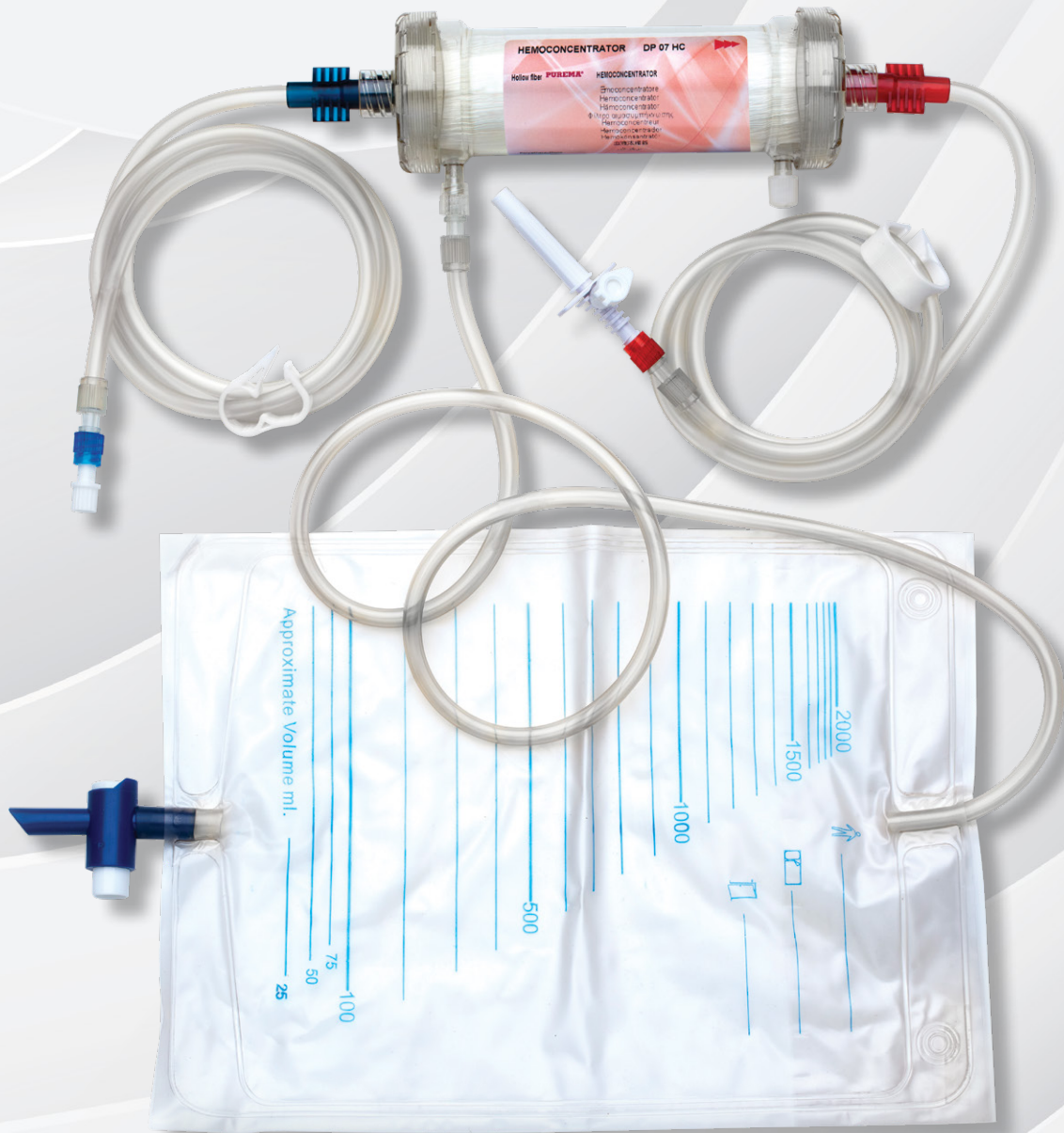
Based on the available range of Hemoconcentrators Medica manufactures a full range of standard hemoconcentrator sets pre-assembled including the Hemoconcentrator filter both for pediatric and adult use, the sets are pre-rinsed for immediate use, furthermore Medica can manufacture on request customised hemoconcentrators sets according to specific design. Sets are sterilised by Beta Rays.

PRODUCT DESCRIPTION Neonatal and Paediatric Hemoconcentrators	Tubes length (mm)	Waste bag (ml)	CODE Rays Sterile	Q.TY (unit per case)
D 050 0.075 m2 Hemoconcentrator Set	500,500,900(uf)	500	M03738	40
D 150 0.25 m2 Hemoconcentrator Set			M03320	25
DP03HC 0.3 m2 Hemoconcentrator Set			M90006	25

PRODUCT DESCRIPTION Hemoconcentrators with female luer lock dialysate connectors	Tubes length (mm)	Waste bag (ml)	CODE Rays Sterile	Q.TY (unit per case)
DP07HC 0.7 m2 Hemoconcentrator Set	1000,1000,900(uf)	2.000	M90007	25
DP09HC 0.9 m2 Hemoconcentrator Set			M90008	25
DP12HC 1.2 m2 Hemoconcentrator Set			M90009	12
DP15HC 1.5 m2 Hemoconcentrator Set			M90010	12

PRODUCT DESCRIPTION Purema® Hemoconcentrators with Hansen dialysate connectors	Tubes length (mm)	Waste bag (ml)	CODE Rays Sterile	Q.TY (unit per case)
DP60HC 0.6 m2 Hemoconcentrator Set	1000,1000,900(uf)	2.000	M90011	25
DP120HC 1.2 m2 Hemoconcentrator Set			M90012	12
DP150HC 1.5 m2 Hemoconcentrator Set			M90013	15
DP190HC 1.9 m2 Hemoconcentrator Set			M90014	12
DP230HC 2.3 m2 Hemoconcentrator Set			M90015	12





MEDICA

MANUFACTURER

MEDICA S.p.A. Via degli Artigiani, 7
41036, Medolla (Modena) Italia
Tel: +39 0535 51159 | Fax: +39 0535 52605
Email: info@medica.it | www.medica.it



CE 0476
UNI EN ISO 9001: 2015
UNI CEI EN ISO 13485: 2016

XENIOS

| A FRESENIUS
MEDICAL CARE
COMPANY



Xenios Console

Heart & Lung Therapies

A multifunctional system

Xenios offers products for extracorporeal membrane oxygenation (ECMO) treatments for those suffering from cardiac and pulmonary insufficiency. Dedicated technology combines both heart and lung support in one single platform. Physicians and caregivers benefit from a technology platform for extracorporeal organ support – from effective CO₂ removal to adequate oxygenation.^[1,2]

Broad spectrum of treatment options in both, heart and lung support

- Treatments for extracorporeal heart and lung support on one single platform
- For ECMO treatments applicable from neonates up to adults^[3,4]
- From partial CO₂ removal to adequate oxygenation^[1,2]
- VV, VA ECMO applications
 - ✓ Intensive care unit
 - ✓ Operating room
 - ✓ Cardiac catheterization lab

Ease of use features

- Therapy-driven interface
- Variable options for operation via touchscreen, buttons and rotary knob
- Automatic switchover to battery operation in case of power failure
- Alarm history on the screen for tracking all messages
- Service life of 8 years

Handling features

- Works with a range of various patient kits (up to 29 days)
- Suitable for intra- and inter-hospital ground transport
- Graphical trend screen to monitor selected parameters over a long period in minutes, hour, day, or week
- Setting of individual limits for each technical and treatment parameter
- For continuous and ECG-triggered pulsatile flow



The technological basis: A modular system – versatile in application

Xenios offers various accessories for individual handling inside or outside the hospital for different areas of application.

Xenios console



Available accessories:



MultiSupport GROUND

The MultiSupport GROUND (MSG) is a system consisting of different components, designed to enable inter-hospital transport of severely ill patients undergoing extracorporeal heart and lung support.



Compact holder

When the console is used without the trolley (e.g. for intra-hospital transport) the compact holder can be attached to the back of the console. In this setup, the system can also be used as a table unit.

Three treatment profiles provide a broad spectrum of extracorporeal support

Three treatment profiles take into account various usage scenarios and user requirements. “Lung Assist” is primarily used for ECCO₂R or respiratory ECMO treatments. The “Synchronized Cardiac Assist” mode is used for direct cardiac support and enables ECG-triggered pulsatility. The “Advanced Mode” enables cardiopulmonary support and is mainly used for cardiopulmonary ECMO treatment.

The treatment data can be sent directly to an external monitoring system*. Parameters such as blood flow, the speed of the pump head, pressure and temperature as well as alarms on the console are transferred directly to the patient monitor.

Lung Assist

Lung support

ECCO₂R and respiratory ECMO

- Intensive care unit
- Thoracic surgery

Synchronized Cardiac Assist

Cardiovascular support

Synchronized Cardiac Support


- Cardiac surgical interventions
- Cardiac catheterization laboratory

Advanced Mode

Cardiopulmonary organ support

Cardiopulmonary ECMO

- Cardiac surgery
- Cardiac catheterization laboratory
- Intensive care unit



* for compatible systems please refer to your local sales representative

Various components make the console platform ready for use




DP3 pump drive

- Allows fine adjustment of the pump speed depending on the connected flow sensor:
 - steps for 1/4" = 50 rpm
 - steps for 3/8" = 100 rpm
- Pump drive interface on the rear for setting a continuous pump speed in emergency mode



Sensor box

- Measurement of various blood circulation parameter:
 - Up to 4 pressure values from -400mmHg to 400mmHg
 - Flow value together with air bubble detection
 - Up to two temperature values from +10 to 45 °C



Two battery packs

- Supply the Xenios console with power in the event of a power failure (operating time without external power supply 120 - 420 min)
- Detachable for direct connection to the pump drive

Power supply

- RS232 port available for connection to an external monitor

Control panel

- Monitor provides user-friendly visualisation of the operating parameters

Safety features for your treatments

Backup system

In challenging therapy situations the treatment can be continued via the battery-driven backup system:

Second backup pump drive

- Hot-swappable backup batteries to connect directly to the corresponding pump drive
- No hand crank needed

Xenios console

- Flow control to keep the desired blood flow constant
- Air bubble detection indicates the entry of air in the patient kit
- Setting individual limit values for each parameter
- P1 limiter* can help to prevent excessive negative suction pressures, which can contribute to hemolysis^[5]


* The P1 limiter should not be used in "Synchronized Cardiac Assist" mode



Patient kits

Integrated Pressure Sensors – IPS*

- No interruption of the tubing system allowing undisturbed blood flow
- Pressure measurement without blood contact eliminates the risk of air aspiration
- No calibration during treatment necessary
- Design of the IPS sensors makes regular rinsing unnecessary and thus avoids hemodilution



* not available in all patient kits. For more information please refer to your local sales representative

Data Management



External Monitoring
Interface for treatment data to ICU monitors



Nurse Call System
Interface for alarm activation of internal intensive care unit nurse call system



USB
Anonymous logfiles can be transferred directly to an USB device



PDMS Data Interface
Retrievable data protocol for a patient-related electronic documentation system



By Your Side

We accompany excellent use of our technology and implementation of extracorporeal treatments with individual support and application-oriented services.

Clinical Support



Our console is always accompanied by comprehensive support from our **local Clinical Support** teams. Each of our application specialists has many years of experience in the field. They provide you with on-site or virtual based support: comprising training and help in implementing our technology in your clinical day-to-day business. This includes also local support hotlines.

Technical Service



Our Technical Service is available for you to answer all your technical questions you may have in and around the Xenios platform. This service is also your contact for questions regarding the maintenance or repair of your devices. You can contact our technical service via email or our service hotline.

Education and Training



Heart & Lung Campus – our e-learning platform for education, information and training – is putting the emphasis on blended learning. We know the value of having the right knowledge. That's why we offer diverse study modules and videos that enable you to pursue individual advanced training in your specific areas of interest.



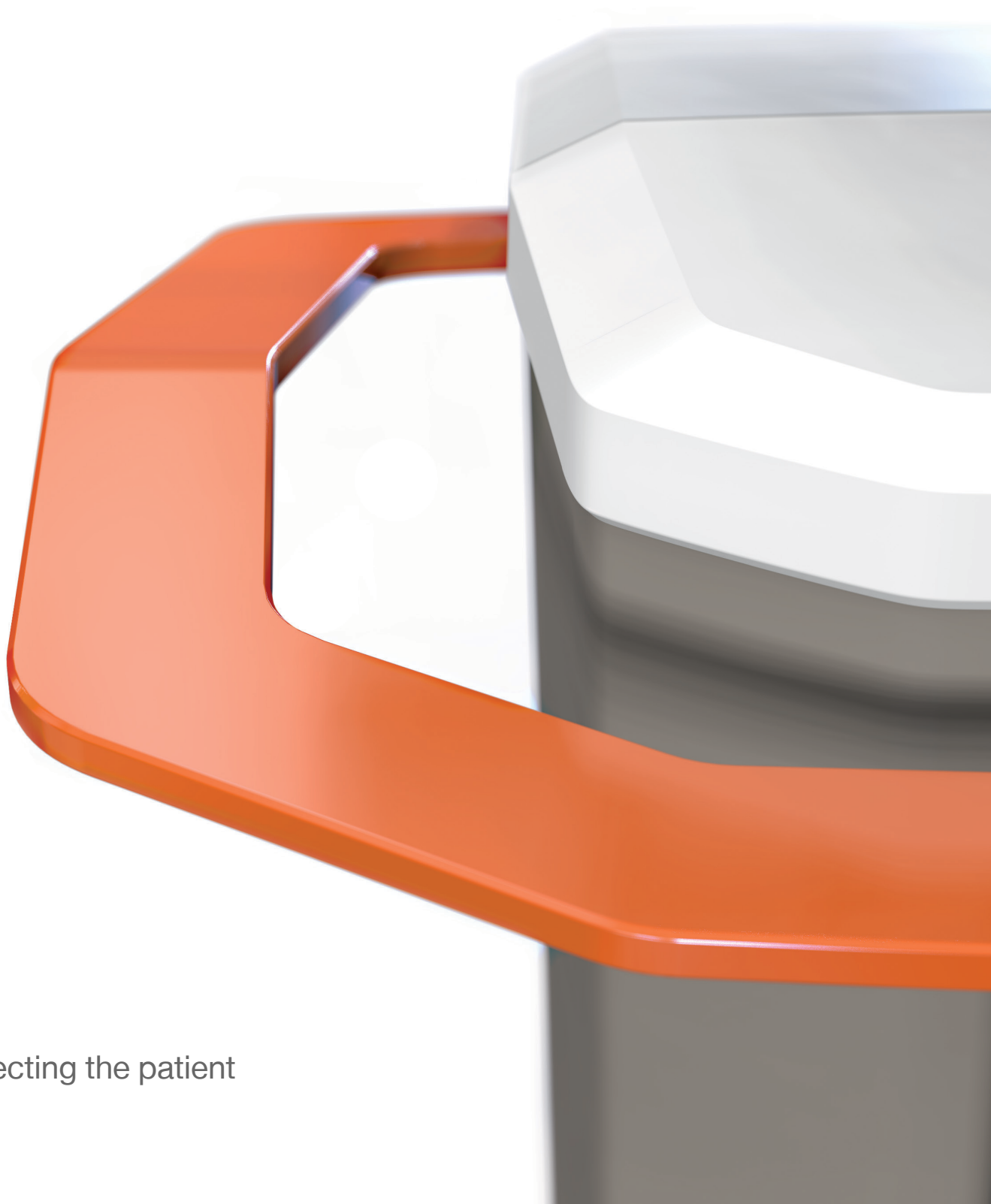
References

- 1 Redwan B. et al., (2015) Intraoperative veno-venous extracorporeal lung support in thoracic surgery: a single-centre experience. *Interact Cardiovasc Thorac Surg*: ivv253 [141]
- 2 Braune S. et al., (2016) The feasibility and safety of extracorporeal carbon dioxide removal to avoid intubation in patients with COPD unresponsive to noninvasive ventilation for acute hypercapnic respiratory failure (ECLAIR study): multicentre case-control study. *Intensive Care Med* 42(9): 1437– 1444 [117]
- 3 Appelt, H. et al. (2020). Factors associated with hemolysis during extracorporeal membrane oxygenation (ECMO) - Comparison of VA- versus VV ECMO. *PLoS One*; 15(1):e0227793.
- 4 Kipfmüller, F. et al. (2022). Echocardiographic Assessment of Pulmonary Hypertension in Neonates with Congenital Diaphragmatic Hernia Using Pulmonary Artery Flow Characteristics. *J Clin Med*; 11(11):3038
- 5 Toomasian J. and Bartlett R. (2011) Hemolysis and ECMO pumps in the 21st Century. *Perfusion* 26(1): 5–6

MEDUSTIM

MiraQ Cardiac

Intraoperative
Imaging and TTFM



Protecting the patient

Use intraoperative ultrasound imaging and flow measurement during cardiac surgery and protect the patient.

The MiraQ™ Cardiac combines ultrasound imaging and transit time flow measurement (TTFM) in a single system that is specifically designed for cardiac surgery.

There is growing support of the idea that checking grafts and anastomoses during cardiac surgery should be standard of care. Reliability and ease of use is a major determinant for this to become reality.

The MiraQ™ Cardiac system has built-in support for Guided Workflows. These are software protocols that assist the user to a standardized approach to quality assessment. Intraoperative quality assessment has become easier to adopt, customizable to the surgeon's needs and enhancing work efficiency.

Epicardial imaging

Epicardial ultrasound imaging gives a simple, fast and safe imaging of coronary stenoses and graft anastomoses, providing immediate feedback on the quality of the CABG surgery.

Transit Time Flow Measurement

Performing flow measurements with the MiraQ™ Cardiac is the quickest and most accurate way to verify graft patency while the patient is still in the operating room.

Epi-aortic imaging

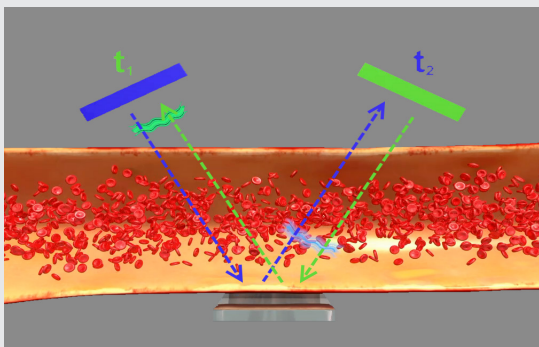
Epi-aortic imaging provides a sensitive and direct diagnosis of aortic disease. This may lead to modifications of the surgical strategy and thus contribute towards reduced rates of major adverse cardiac and cerebrovascular events (MACCE).

Combining imaging and flow for better quality assessment

The MiraQ™ Cardiac system uses Medistim's flow measurement and high-resolution ultrasound Imaging probes to provide a complete quality assessment.

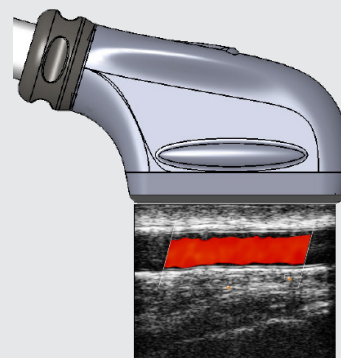
Medistim's L15 High-frequency ultrasound Imaging probe provides high-resolution images that allows the surgeon to assess morphology. Medistim's flow probes utilize transit time technology to accurately measure blood volume flow intraoperatively.

Combining the spatial information from epicardial ultrasound imaging and quantitative data from TTFM enables the surgeon to perform a prompt and accurate assessment, and revise the graft when necessary.



TTFM

The TTFM principle is based on measuring the difference between upstream and downstream transit time of a wide ultrasound beam. The transit time difference is directly proportional to the blood volume flow. This measurement principle gives an accurate quantification of the real time volume flow that compliments the ultrasound imaging.



Imaging

Ultrasound imaging generates images by transmitting ultrasound pulses and receiving echoes from the pulses as they travel through the body. The received echoes are used to create an image of the target area. The color flow mode uses the doppler principle to detect and visualize blood flow. Pulsed wave doppler uses the same principle to measure blood flow velocity.

MiraQ Cardiac

Protecting the patient
with Imaging and TTFM

Adjustable display arm ensures
good visibility under all
conditions

Connect to external screens
and the hospital information
systems using the easily ac-
cessible media panel

Spatial efficient design allows
for flexible system placement
and movement in the operating
room

Easy access to imaging and
flow data through optimised
screen view and interactive user
interface

Use a Guided workflow for a
standardized approach to quality
assessment

Practical storage for user manual
and interface cables

The Medstim MiraQ™ Cardiac
System may be delivered as a
'Flow only' system, but can easily
be upgraded on-site to include an
Imaging module at a later stage



Guided Workflow

Standardized quality assessment

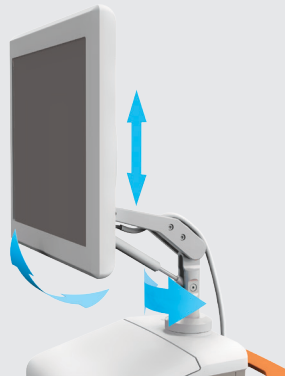


Utilize the Guided workflow software feature for a standardized approach to quality assessment. Create your own Guided workflow that describes your standard operating procedure, or use a community created template.

Minimize user interaction and increase work efficiency with preset measurement definitions and system configurations.

Full visibility

Efficient design



Optimize visibility with the flexible monitor display arm.

Rotate the screen to suit both the surgeon and the operators need.

Operating room integration

Expanded options



Connect to an external overhead screen using the easily accessible DVI port located on the media panel. The MiraQ™ Cardiac software has native support for configuring screen size and resolution.

Export and import data to the hospital's information system using the MiraQ™ Cardiac DICOM option. All systems come equipped with an isolated network connection, allowing for safe and secure access to the hospital network.

Upgrade to Imaging

Modular design

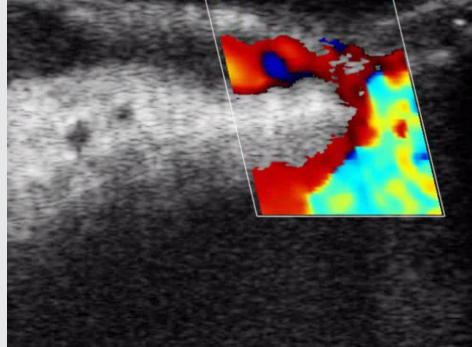


The Medistim MiraQ™ Cardiac System may be delivered as a “Flow only” system, but can easily be upgraded on-site to include an Imaging module at a later stage.

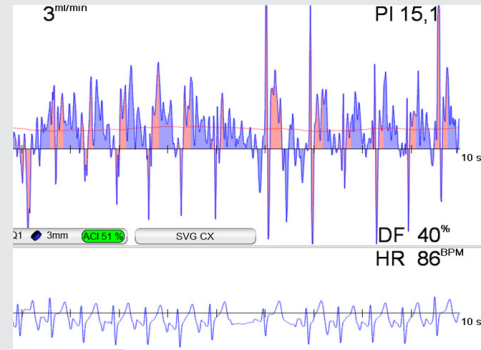
MiraQ™ Cardiac gives surgeons ultimate control, enabling planning, navigation and verification during cardiac surgery.

Instant feedback

See and measure



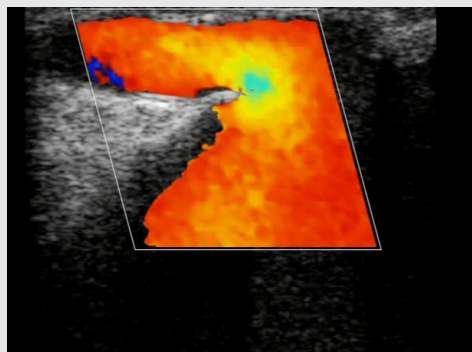
The MiraQ™ Cardiac provides instant feedback on the performance of a graft. Eliminate guesswork with ultrasound imaging visualization and quantifiable TTFM data.



In the SVG-CX measurements presented here, ultrasound imaging was used to scan both the distal and proximal anastomosis for defects. An occluded proximal anastomosis was discovered and verified by a TTFM measurement (PI 15.1, DF 40% and Flow 3 ml/min).

Revise on the spot

Before closing



When occluded or underperforming grafts are detected they can be revised on the spot. Take every measure to avoid recalls.



The occluded SVG-CX was immediately revised, and the improved result was documented with ultrasound imaging and TTFM. As shown above, the graft flow was significantly improved (PI 1.7, DF 59% and Flow 24 ml/min).

Protecting the patient

Improved outcomes



Quality assessment with ultrasound imaging and transit time flow measurement during cardiac surgery protects the patient from serious adverse events and death.

Medistim MiraQ™ Cardiac Systems

Description	Channel configuration	Part number	System features
MiraQ Cardiac Imaging and Flow	Ultrasound Imaging 2 Flow channels 1 AUX channels	MQC12001	2D – B Mode CFM – Color Flow Mapping PW – Pulsed Wave Doppler TTFM - Flow measurement ECG Guided Workflow software
MiraQ Cardiac Flow	2 Flow channels 1 AUX channels	MQC02001	TTFM - Flow measurement ECG Guided Workflow software Upgradeable to Imaging

Field Upgrade Module

Description	Part number
Add Ultrasound Imaging module to a Flow only system	KMQC12001

Optional features

Description	Part number
2 Additional flow measurement channels	MQ200107
1 Additional Auxiliary measurement channel	MQ200108
1 Doppler Measurement channel *	MQ200106
Printer Support and Color printer	MQ200094
Printer Support	MQ200035
DICOM Interface	MQ241501

See Medistim's "Probe Application Guide and Product List" for an overview of available Imaging and TTFM probes.

* Only available on systems without Imaging



PDF download

Guidelines for Flow and Imaging

1. Transit Time Flow Measurement (TTFM) should be used to verify graft patency, as recommended by guidelines issued jointly in 2014 by the European Society of Cardiology (ESC) and European Association for Cardio-Thoracic Surgery (EACTS).
Guidelines on myocardial revascularization.
European Heart Journal (2014) doi:10.1093/eurheartj/ehu278b.
2. Epiaortic imaging guidelines published in 2007 by the American Society of Echocardiography and the Society of Cardiovascular Anesthesiologists have been endorsed by the Society of Thoracic Surgeons.
Glas et al. Guidelines for the performance of a comprehensive intra-operative epiaortic ultrasonographic examination: recommendations of the American Society of Echocardiography and the Society of Cardiovascular Anesthesiologists; endorsed by the Society of Thoracic Surgeons.
J Am Soc Echocardiogr. 2007 Nov;20(11):1227-35.
3. Medistim's VeriQ™ system recommended by NICE for routine clinical use (Nov 2011):
The National Institute for Health and Clinical Excellence (NICE) has accepted the health economics derived from routine usage of the VeriQ system for assessing graft blood flow during coronary artery bypass graft (CABG) surgery, compared to clinical assessment alone. NICE reports an estimated cost saving of more than £115 per patient. NICE also support the clinical evidence, suggesting reduction of early graft failure, stroke, myocardial infarction or recurrent angina.
Medical technologies guidance MTG8. Issued November 2011.

Please refer to the User Manual for indications, contraindications, warnings, precautions, and further specifications and descriptions. Specifications may be changed without notice. For a list of probes, contact your Medistim representative.



medistim@medistim.com
www.medistim.com

Medistim ASA (Head office)
Økernveien 94
0579 Oslo
Norway
Phone +47 23 05 96 60

Medistim Norge AS
Økernveien 94
0579 Oslo
Norway
Phone +47 23 03 52 50

Medistim Danmark ApS
Gøngetoften 13
2950 Vedbæk
Denmark
Phone +45 2276 5669

Medistim USA Inc.
14000 25th Ave N. Ste. 108
Plymouth, MN 55447
USA
Phone +1 763 208 9852

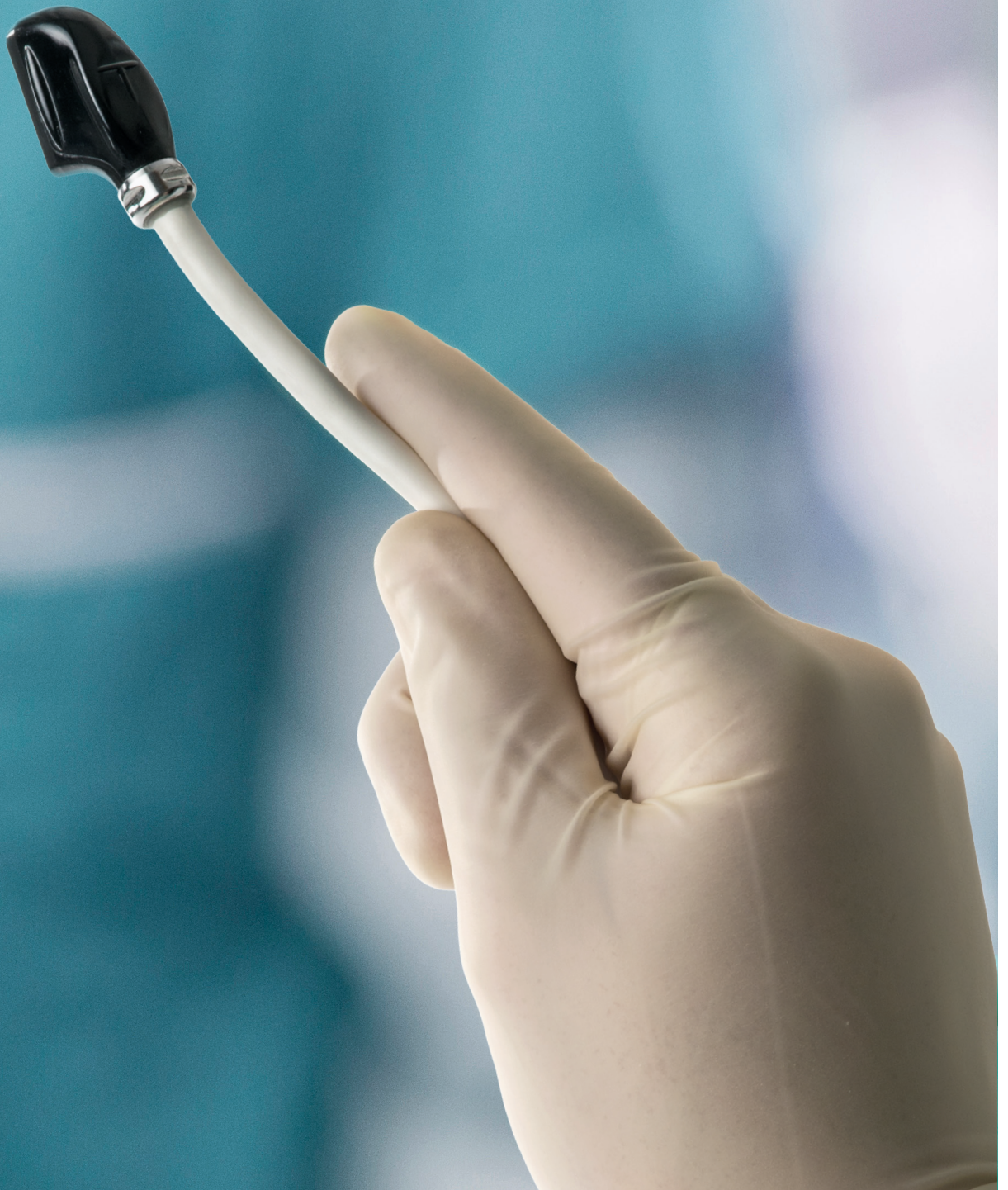
Medistim Deutschland GmbH
Bahnhofstr. 32
82041 Deisenhofen
Germany
Phone +49 (0) 89 62 81 90 33

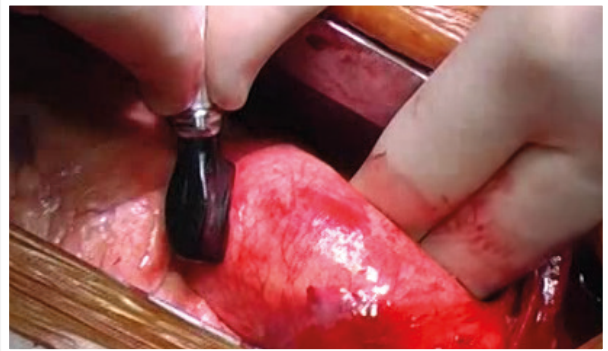
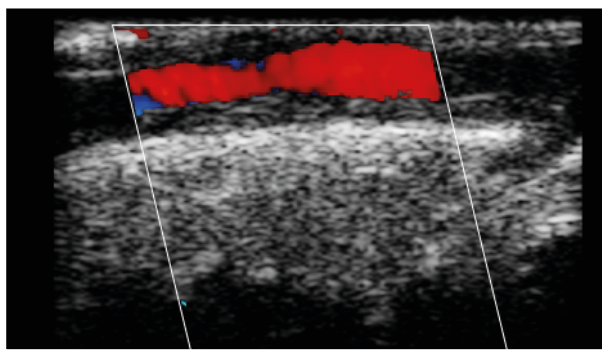
Medistim UK Limited
34 Nottingham South Ind Est
Ruddington Lane
Wilford
NOTTINGHAM
NG11 7EP
Phone +44 (0) 115 981 0871

Medistim Ultrasound Imaging Probe

Intraoperative Surgical Guidance

More insight.
Better outcomes.





Surgical guidance and quality assessment

Reduce the risk of early graft failure, stroke, myocardial infarction or recurrent angina – and provide the highest quality of life for your patients.

Epiaortic imaging allows a sensitive, direct diagnosis of aortic disease, which can lead to modifications in intraoperative surgical management. Epicardial imaging can be used intraoperatively to assess coronary quality, strategize graft placement and visualize constructed anastomosis.

Designed for intraoperative use

Medistim’s L15 imaging probe is unique in being approved for direct contact with cardiac tissue.

Designed to meet worldwide sterilization standards, Medistim’s L15 imaging probe has been validated for STERRAD®* sterilization, so there is no need for a sterile sheath.

The acoustic properties of the probe allows for extreme nearfield resolution (1 - 7 mm).

*STERRAD® is a registered trademark of the company ASP.

Product Specifications

Medistim Ultrasound Imaging Probe

Probe name	Part Number	System Compatibility	Technical Specifications
L15 High-frequency Ultrasound Imaging Probe	EL100015	MiraQ™, VeriQ C™	128-element transducer operates at frequencies from 8 - 18 MHz.

Approved for direct cardiac contact (CF).

The following imaging modes are supported:

- B-Mode
- CFM – Color Flow Mapping
- PW – Pulsed Wave Doppler



All products mentioned in this brochure are in compliance with the European Medical Device Directive 93/42/EEC. Please refer to the User Manual for indications, contraindications, warnings, precautions, and further specifications and descriptions. Specification may be changed without notice. For a list of flow probes for other applications, contact your Medistim representative.

FDA 510(k) cleared no. K102595
 FDA 510(k) cleared no. K040228

medistim@medistim.com
 www.medistim.com

Medistim ASA (Head office)
 Økernveien 94
 0579 Oslo
 Norway
 Phone +47 23 05 96 60

Medistim ASA (Manufacturing)
 Moloveien 10
 3187 Horten
 Norway
 Phone +47 33 03 17 26

Medistim Norge AS
 Økernveien 94
 0579 Oslo
 Norway
 Phone +47 23 03 52 50

Medistim Danmark ApS
 Gøngetoften 13
 2950 Vedbæk
 Denmark
 Phone +45 2276 5669

Medistim USA Inc.
 14000 25th Ave N. Ste. 108
 Plymouth, MN 55447
 USA
 Phone +1 763 208 9852

Medistim Deutschland GmbH
 Bahnhofstr. 32
 82041 Deisenhofen
 Germany
 Phone +49 (0) 89 62 81 90 33

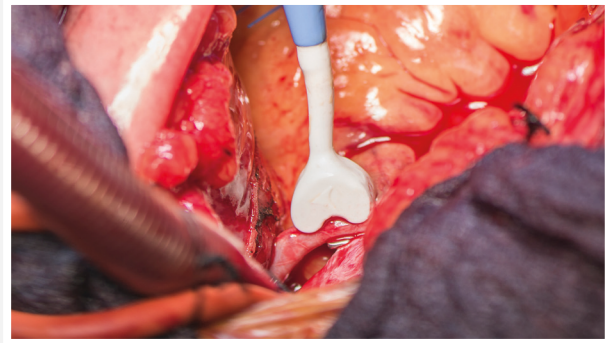
Medistim Spain S.L.
 Calle Balmes 173, 4º, 2
 08006 Barcelona,
 Spain
 Phone +34 911 238 318

Medistim UK Limited
 34 Nottingham South Ind Est
 Ruddington Lane Wilford
 NG11 7EP Nottingham, UK
 Phone +44 (0) 115 981 0871

Medistim QuickFit™ TTFM Probes

Verify quality.
Better outcomes.





Reliable and proven technology

Medistim's QuickFit™ probes utilize reliable transit time flow measurement (TTFM) technology to accurately measure volumetric blood flow intraoperatively. QuickFit™ probes can be used in a wide range of surgical applications from cardiac to vascular, transplant and neurosurgery.

Used together with Medistim's flowmeter systems, QuickFit™ probes provide fast, accurate and quantifiable information to the surgeon instantaneously. Having functional information about the graft is the key to verifying graft patency.

Medistim QuickFit™ probes provide beneficial quality assurance with immediate feedback which can help validate graft quality, reduce unnecessary revisions, and lead to improved surgical outcomes.

Designed for easy access

The QuickFit™ design secures the vessel inside the measurement area without using a slide. Combined with a wide range of probe sizes, this ensures precise and effortless measurements on all types of vessel grafts used in intraoperative surgery. Probes are available with or without handle to accommodate a variety of surgical procedures.

Medistim QuickFit™ probes are designed to meet worldwide sterilization standards and are approved for most commercial sterilization methods and technologies. QuickFit™ probes are guaranteed for 50 sterilization cycles.

Product Specifications

Medistim QuickFit™ TTFM Probes - PS Probe Series

Probe name	Probe sizes (mm)	Part numbers*
QuickFit™ TTFM Probes Steam autoclavable	1.5	PS101011, PS101012
	2	PS100021, PS100022
	3	PS100031, PS100032
	4	PS100041, PS100042
	5	PS100051, PS100052
	7	PS100071, PS100072



*Part numbers that end with 1 indicate probes without handle and part numbers that end with 2 indicate probes with handle

All products mentioned in this brochure are in compliance with the European Medical Device Directive 93/42/EEC. Please refer to the User Manual for indications, contraindications, warnings, precautions, and further specifications and descriptions. Specifications may be changed without notice. For a list of flow probes for other applications, contact your Medistim representative.

FDA 510(k) cleared no. K102595
 FDA 510(k) cleared no. K040228

marketing@medistim.com
 www.medistim.com

Medistim ASA (Head office)
 Økernveien 94
 0579 Oslo
 Norway
 Phone +47 23 05 96 60

Medistim ASA (Manufacturing)
 Moloveien 10
 3187 Horten
 Norway
 Phone +47 33 03 17 26

Medistim Norge AS
 Økernveien 94
 0579 Oslo
 Norway
 Phone +47 23 03 52 50

Medistim Danmark ApS
 Gøngetoften 13
 2950 Vedbæk
 Denmark
 Phone +45 2276 5669

Medistim USA Inc.
 14000 25th Ave N. Ste. 108
 Plymouth, MN 55447
 USA
 Phone +1 763 208 9852

Medistim Deutschland GmbH
 Bahnhofstr. 32
 82041 Deisenhofen
 Germany
 Phone +49 (0) 89 62 81 90 33

Medistim Spain S.L.
 Calle Balmes 173, 4º, 2
 08006 Barcelona,
 Spain
 Phone +34 911 238 318

Medistim UK Limited
 34 Nottingham South Ind Est
 Ruddington Lane Wilford
 NG11 7EP Nottingham, UK
 Phone +44 (0) 115 981 0871

WASTON®
M E D I C A L

STERNAL FIXATION SYSTEM

Claw•link

Simplicity at
its best

WASTON
M E D I C A L

2023

CARDIO  HORACIC **CATALOGUE**

Simplicity at
its best



WASTON
M E D I C A L

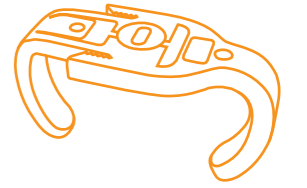
Changzhou Waston Medical Appliance Co.,Ltd

9Xihu Road,Wujin Hi-Tech Industry Zone,Jiangsu Province,China

TEL:+86-519-89888852

Email:cardiothoracic@wastonmed.com

www.cthoracic.com



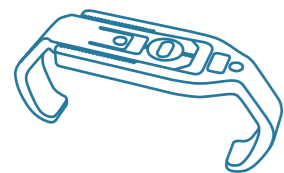
Claw™

- ◆ **Superior**
Innovative no drilling, no screw design
- ◆ **Safe**
Painless, less bleeding and easily re-open
- ◆ **Speed**
<5 mins FAST closure for 4 plates
- ◆ **Stable**
No coronal plane movement, No sagittal plane movement, No cross section movement



The Claw sternal fixation is an interlocking plate system designed to achieve compression across the sternotomy after open heart surgery. Specifically designed to be a fast, efficient closure system, the Claw Sternal Plate achieves rigid fixation without bone penetration.

Product Code	Specifications	Height (mm)	Measurement L (mm)
30260020	20	11.5	20-25
30261120	20+	12.5	20-25
30260025	25	11.5	25-30
30260030	30	12.5	30-35
30260035	35	13.5	35-40
30260040	40	13.5	40-45
30260045	45	13.5	45-50
30260050	50	13.5	50-55



Claw M™

The Claw M plate utilises the underlying philosophy of the Claw range and has been specifically designed for closure of the manubrium. Carefully contoured for maximum patient comfort, the Claw M allows for maximum stability of the manubrium whilst respecting the patient morphology.


The instrumentation allows for compression across the sternotomy to optimise healing of the bone and stability of the shoulder girdle for fast patient recovery.

Product Code	Specifications	Height (mm)	Measurement L (mm)
30261135	35	15.5	36-40
30261140	40	15.5	41-50
30261145	45	15.5	51-60



- ◆ Specially Curved Design for Manubrium
- ◆ Wire-cutting Molding Offers a Higher Strength





Claw-link™

The Claw-link is the natural evolution of the innovative Claw sternal closure implant range. Engineered to maximise the compression across the bone and make implant selection easier, the Claw-link utilises all of the same principles that make the original Claw implant beneficial to both patient and surgeon. Our desire for continual improvement has led to a design where each implant can act across a wider size range to make closing the sternotomy even easier.

Product Code	Specifications	Height (mm)	Measurement L (mm)
30260018	18	11.5	15-25
30260028	28	11.5	21-33
30260140	40	13.5	32-47



Closed

Upgraded

Open

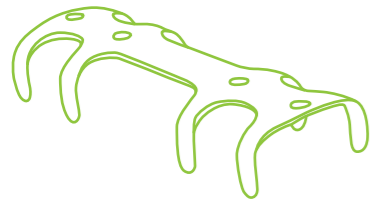
8
Plates

3
Plates



Claw™

Claw-link™



Embrace™

The 'Embrace' rib fixation allows for quick, efficient fixation of multi-rib trauma in an extreme low profile implant.

With no requirement for drilling, the bone is embraced by the implant using first class instrumentation to create a stable fracture site without creating further trauma to the bone.

The Embrace can be easily applied to upper posterior ribs which is not achievable with traditional plate and screw systems.

Product Code	Length (mm)	Width (mm)	Height (mm)	Claw Qty
10238145	45	11	7	4
10238932	35	15	8	2
10238245	45	15	8	4
10238255	55	15	8	4
10238260	60	15	8	4
10238345	45	19	9	4
10238355	55	19	10.5	4
10238365	65	19	9	4
10238845	45	19	10	4
10238855	55	19	11	4
10238935	35	19	9	2
10244045	45	17	9	4
10244155	55	17	9	4
10259355	55	22	9.5	4




- ♦ **MIS**
< 6 cm incision
- ♦ **MRI Safe**
Pure titanium, no iron ion
- ♦ **Biocompatible**
2 grams only ,no compression on intercostal nerve
- ♦ **No Drilling**
Easy to operate, No drill, No screw designed
- ♦ **Plasticity**
Easy to shape, fits closely and firmly

By Waston Medical



SEWOON MEDICAL CO.,LTD.

Silicone Thoracic Catheter PVC Thoracic Catheter



SEWOON

Easy to read depth markings assure accurate positioning.
Smooth eyes and disposable-no risk of cross infection.
Right angled catheters are available upon special order.

SILICONE THORACIC CATHETER

REF	SIZE (FR)	LENGTH (mm)	REMARK
2122-016	16	500	Round Type
2122-020	20		
2122-024	24		
2122-028	28		
2122-032	32		
2122-036	36		
2122-116	16	500	Sharp Type
2122-120	20		
2122-124	24		
2122-128	28		
2122-132	32		
2122-136	36		

With radiopaque line & depth markings

Well designed the catheter holes can offer smooth drainage and the wide holes allow large drainage volume in a short time.

PVC THORACIC CATHETER

REF	SIZE (FR)	LENGTH (mm)	REMARK
3122-016	16	500	
3122-020	20		
3122-024	24		
3122-028	28		
3122-032	32		
3122-036	36		

With radiopaque line & depth markings



JINGJING
京精医疗设备

Blood-Processing Autotransfusion System

(3000NE)



Beijing Jingjing Medical Equipment Co., Ltd.

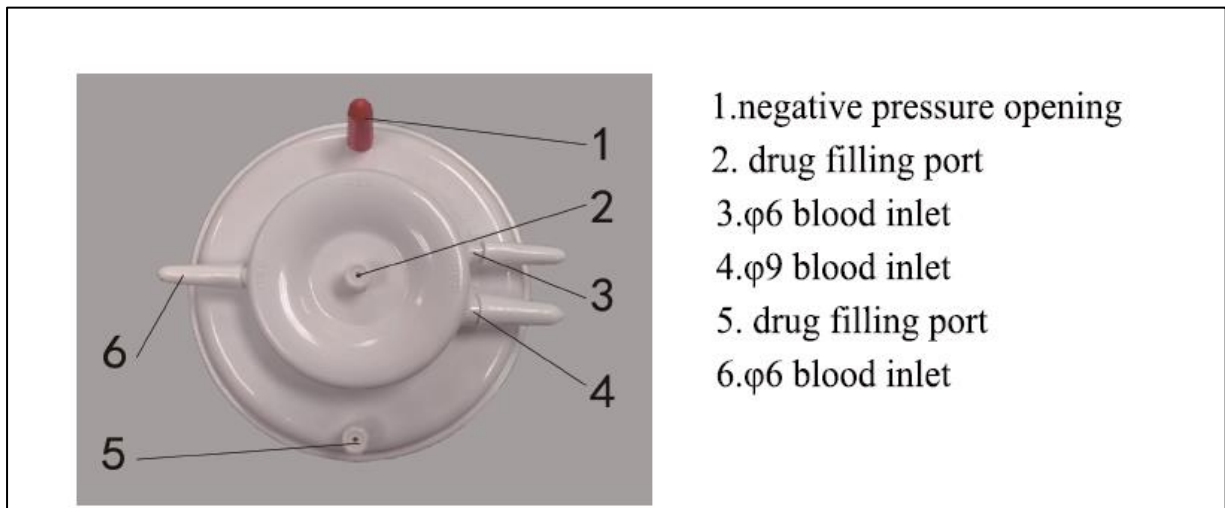
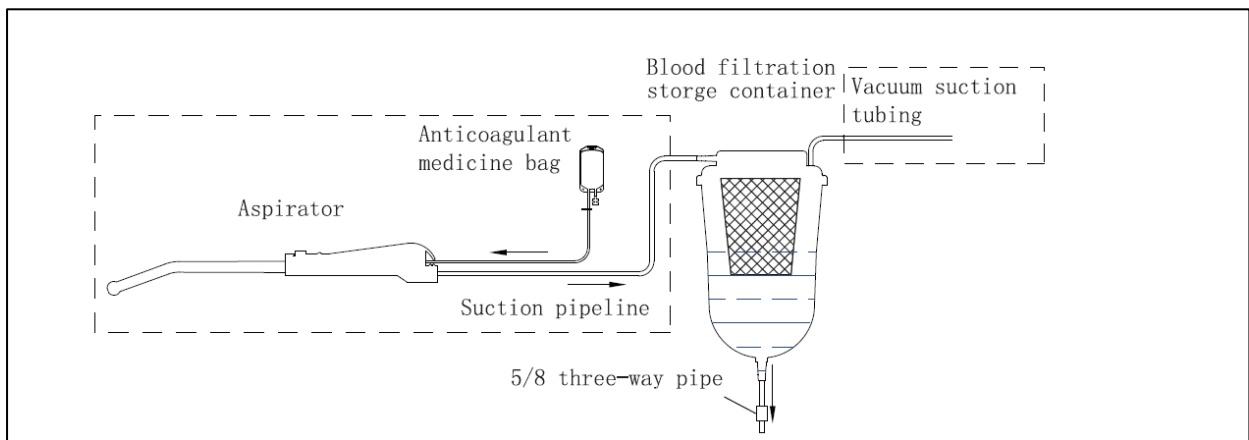
BLOOD PROCESSING AUTOTRANSFUSION SYSTEM

The system consists of 2 parts; the Blood Processing Autotransfusion system and supporting consumables.

Consumables:

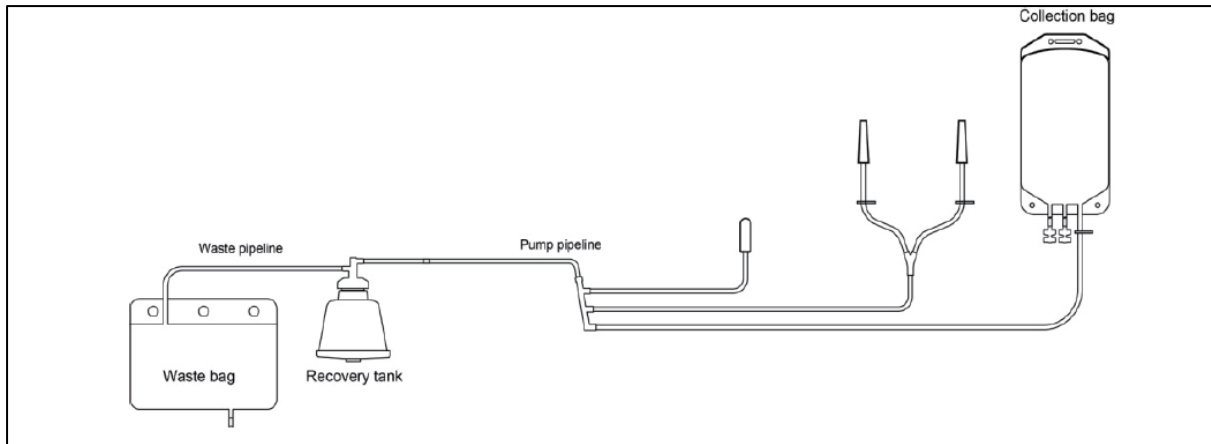
Blood processing Autotransfusion Container and Blood processing Autotransfusion System Set.

Blood processing Autotransfusion Container

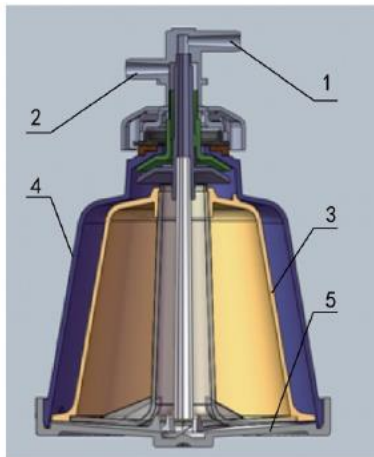


Upper cover of the blood filtering reservoir

Blood processing Autotransfusion System Set

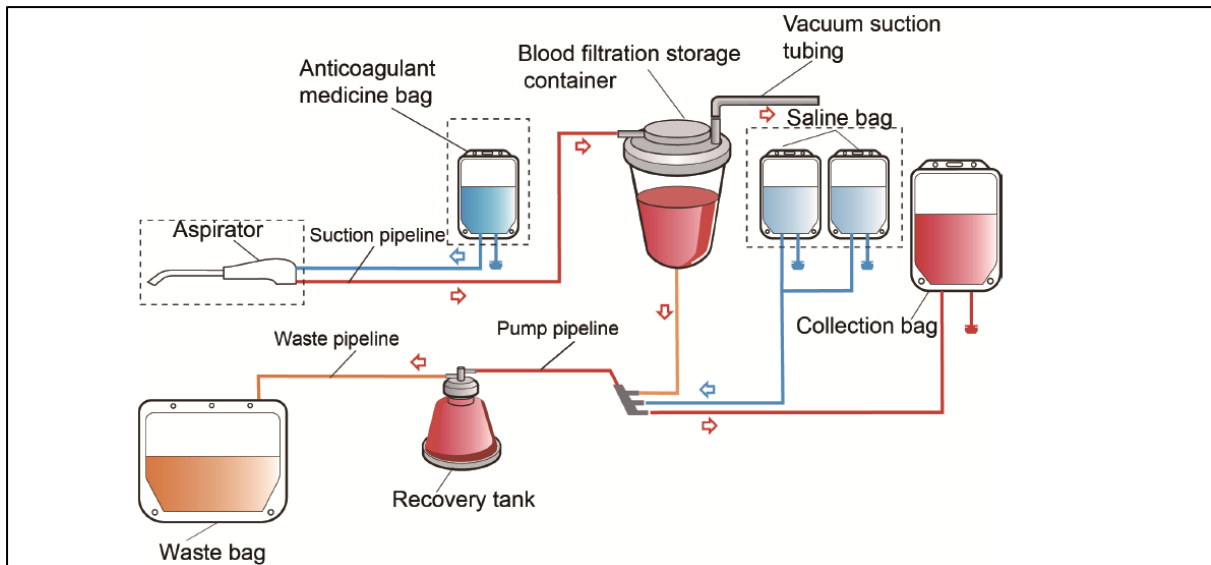


Recovery Tank



1. Filling port
2. Outlet port
3. Liner
4. Outer casing
5. Bottom cover


Connection diagram



Basic Technical Parameters of the Blood Processing Autotransfusion System

Protection against electric shock for this equipment complies with the specification IEC60601-1, and this system falls in the category of Class I type B equipment.

- (1) Dimension of the main system: 480 (L) mm * 365 (W) mm * 400 (H) mm;
Dimension of carrying trolley: 473 (L) mm * 341(W) mm *510(H) mm
- (2) Weight of the main system: 34kg; weight of carrying trolley: 22 kg
- (3) Operating voltage: ~ 230V, 50Hz
- (4) Input power: 280VA
- (5) Infuse tube: F3AL250V
- (6) Power socket: 10A/250V
- (7) Power cord: 3M 10A/250V
- (8) Operating environmental temperature: 5°C~40°C
- (9) Relative humidity: ≤80%
- (10) Atmosphere: 80~106 kPa
- (11) High-speed centrifuge maximum rotation rate: 5600r/min
- (12) Centrifuge vibration speed: ≤0.5cm/s
- (13) Liquid rolling pump flow rate: 50~1000mL/min
- (14) Noise of the equipment: ≤55dB (A)
- (15) Erythrocyte HCT after recovery: ≥50%
- (16) Erythrocyte recovery rate: ≥95%
- (17) Heparin clearance rate >98%
- (18) Albumin clearance rate >98%
- (19) Free hemoglobin clearance rate >98%



BTS MEDICAL GROUP
SENGEWALD
HEALTHCARE INNOVATIONS

MADE IN
GERMANY




STS MEDICAL GROUP®
IMPROVING HEALTHCARE THROUGH EFFICIENCY

Surgical Draping Systems

Premium quality. Efficiency. Variety.

Modified July 2019

Product Catalogue 2016



STS MEDICAL GROUP
SECUDRAPE
EFFICIENCY & SAFETY

Safety for You and Your Patients

Since 1979, Sengewald, as the only manufacturer for surgical draping systems from the laminating and converting process in Germany, has been developing innovative and user-friendly products. These allow more efficient procedures and make surgeries more prolific and safer. 23 million drapes and 4 million packs speak for themselves – and for us.

In the operating theatre every minute counts. With our Secu-Drape® brand, we offer you a variety of complete draping systems, single drapes in various material qualities, as well as protective clothing to facilitate surgery preparation. With Secu-Tray® you can in addition not only select from existing complete sets, but also compose your own surgical procedure pack – completely according to your own personal needs. As technological market leader, we have the professional competence and flexibility to respond quickly to changing market needs. According to your individual requirements, we combine first-class solutions with high application comfort. You are always welcome to seek advice from our experienced employees. Your need is our challenge, your satisfaction is our goal.

Quality “made in Germany” is our basic attitude which is lived anew every day. Therefore, we focus on the entire production process to ensure compliance and continuous improvement of all product and hygiene standards – for your safety and the protection of your patients.

Last but not least, we care about sustainability. All materials used by Sengewald are 100% free of PVC, emollients and heavy metals.

Universal Drapes

Plain Drapes, Non-Adhesive	12
Aperture Drapes	14
Epidural Drapes, Adhesive	15 – 16
Adhesive Drapes	16 – 18
Split Sheets	19 – 20
Mayo Stand Covers	21
Back Table Covers	21

General Surgery

Universal Packs	24 – 25
MIS Drapes	26
Rectum Drapes/Pack	27
Strumectomy Packs	28
Split Sheet Packs	29

Cardio/Thoracic, Vascular Surgery

Cardio/Thoracic Drapes	32
Bypass Packs	33
Hybrid Drapes	34
Supplementary Products	35
Angiography Drapes	36 – 37

Orthopaedics/Traumatology

Split Sheet Pack	40
Extremity Drapes	41
Extremity Packs	42
Arthroscopy Drapes	43
Arthroscopy Packs	44 – 45
Shoulder Drape	46
Hand Surgery Drapes	47
Hand/Foot Pack/Drapes	48
Hip Pack/Drape	49
Vertical Isolation Drapes/Packs	50
Supplementary Products	51 – 53

Urology

Urology Drapes	56 – 57
Urology Packs	58
Split Sheets/DaVinci Drape	59
Small Drapes/Packs	60
Supplementary Products	61

Gynaecology

GYN Drape/Pack	64
Pfannenstiel Drape/Pack	65
C-Section Drapes/Pack	66 – 67
GYN/LAP Drapes	68
Small Drapes	68 – 69

Neurosurgery/ENT/OMS/Eyes

Neurosurgery Drapes	72
Laminectomy Drapes	73
Turban Drape	74
ENT Drapes	74
Eye Drapes	75 – 76
Supplementary Products	77

Paediatrics

Paediatrics Drapes/Pack	80 – 81
-------------------------	---------

Day Surgery

General Surgery	84 – 85
Traumatology and Orthopaedic Surgery	86 – 88
Aperture Drapes/Packs	89
Gynaecology/Urology	90 – 91
Plain Drapes	92
Adhesive Drapes	92
Aperture Drapes	93

Supplementary Products	94
Variable Aperture Drapes/Spit Sheet Pack	95

Supplementary Products

Fluid Collection/Diathermy Pouches	98
Velcro Strip/OR Tapes/Incision Film	99
Foot Covers/Stockinettes/Leggings	100
Camera-/Image Intensifier Covers	101
Equipment Covers	102 – 103
Accessory	104 – 105

OR Gowns

OR Gowns Standard/Reinforced	108 – 111
------------------------------	-----------

Protection Products (Non-sterile)

Scrub Suits/Non-Woven Jackets	114
Protection/Visitor Gown	115
Accessory	116
Protection Sheets/Aprons/Examination Couch Covers	117

The Premium Quality Material

Mediwell super strong - Symbiosis of comfort and functionality

The basic non-woven


- ✓ Pleasantly soft and extremely absorbent
- ✓ The typical orange skin structure binds fluids of over 6 times own weight

The protective film

- ✓ Perfect barrier against microbes
- ✓ Super soft and absolutely impermeable to fluids
- ✓ The patient remains dry and is safely protected from infections
- ✓ The film is extremely lightweight and nevertheless highly tear resistant

The patient layer

- ✓ The non-woven is especially soft and durable
- ✓ Thanks to the lamination technology with the tiny air cushions it lies even more pleasantly on the skin and provides maximum patient comfort



Custom Procedure Trays (CPT)

Custom-made solutions for your surgical application

Since more than 30 years Secu-Tray® systems from Sengewald combine individuality and standardisation in the OR: 4 million customer-specific packs leave our production facilities per year in more than 2,000 different configurations.

We are happy to support you from the initial consultation up to the adoption of your individual pack in the daily routine in the operating theatre. Alternatively packs can also be selected or modified from our catalogue. Thereby, every component contained in the tray can be tracked back – through this flexibility meets premium quality and absolute material safety.

Our effort – your profit:

- ✓ Competent support in defining the pack contents
- ✓ Indication related and individual composition
- ✓ Process standardisation
- ✓ Increase of efficiency in the OR
- ✓ Absolute cost transparency
- ✓ Less storage space requirement
- ✓ Minimisation of waste



Our products fulfil the highest requirements:

- ✓ High tensile strength
- ✓ High absorption capacity
- ✓ Impervious to bacteria and fluids
- ✓ PP non-woven for maximum patient comfort
- ✓ Latex-free

All multiple and single layer materials are also available in packs that can be completely individually compiled according to your requirements. So you are best prepared for complex interventions. Our products thereby exceed all the requirements of EN 13795 and bear the CE label according to EC directive 93/42 EEC medical devices.


Multiple Layer

Single-Ply

Mediwell

2 or 3-ply material combination; absorbent and impervious to bacteria and fluids, HP.


Uses: as back table covers or a sterile field, patient drapes for minor procedures with low fluid incidence, as a bottom drape.



Mediwell soft

Soft non-woven material, particularly similar to textiles; low-linting, alcohol and fluid-repellent, breathable, very comfortable to wear, SP.

Uses: as a patient drape for ophthalmic surgery, scrub suits, jackets and OR gowns.



Mediwell super

2 or 3-ply material combination; extremely high absorbent capacity, impervious to bacteria and fluids, HP.

Uses: as back table covers, patient drapes for medium to major procedures, as a bottom drape.



Mediwell light

Light SMMMS non-woven; alcohol and fluid-repellent, breathable, comfortable to wear, SP.

Uses: as a patient drape for ophthalmic surgery, OR gowns.



Mediwell super strong

3-ply material combination; extremely high absorbent capacity and highly tear resistant, impervious to bacteria and fluids, HP.


Uses: as patient drapes for medium to major procedures with high fluid incidence.



Filmdrape

Contact transparency, micro-embossed, very drapeable PE film; impervious to bacteria and fluids, HP.

Uses: as a patient drape for minor and medium procedures in anaesthesia and ophthalmology.



Mediwell absorb

2-ply material combination; as a reinforcement non-woven with high absorptive capacity, very great wet rub-resistance, impervious to bacteria and fluids, HP.

Uses: as a reinforcement for angiography drapes and mayo stand covers as well as for custom drapes for procedures with a very high fluid incidence and/or subject to extremely great demands, also available as freely applicable adhesive drapes.



Colordrape

Very drapeable PE coex film, impervious to bacteria and fluids, turquoise-coloured, HP.

Uses: special applications as patient drapes or as reinforcement in high-performance OR gowns.



aquamarine

2 or 3-ply material combination; very absorbent and exceedingly tear resistant, impervious to bacteria and fluids, HP.

Uses: as back table covers, patient drapes for all procedures.



HP: fulfils the requirements of EN 13795 for High Performance
SP: fulfils the requirements of EN 13795 for Standard Performance

Universal Drapes



Regardless of which intervention you undertake: Our extensive range of universal drapes and back table cover guarantee you maximum flexibility and optimum hygiene. We offer precisely the right solution for every area of application – also custom-made according to your individual requirement.

Our portfolio comprises various models for secure and reliable draping of the patient and the surrounding area in surgical procedures. From standard drapes for day surgeries up to drapes for surgical interventions with large amounts of fluids and highest requirements.



Plain Drapes

Mediwell 2-ply	Qty. dispenser or inliner/PU	Size/cm	Ref. no.
	120 / 720	37,5 x 45	503842
	70 / 420	45 x 75	504572
	45 / 270	75 x 90	507592
	25 / 75	100 x 150	509215
Mediwell 3-ply			
	65 / 390	45 x 75	504575 X delete
	35 / 210	75 x 90	507590
	20 / 60	100 x 150	509015 X delete
	15 / 45	150 x 180	501518-9 non-sterile
	10 / 30	150 x 240	501524

Mediwell super 2-ply	Qty. dispenser or inliner/PU	Size/cm	Ref. no.
	60 / 360	45 x 75	508825
	40 / 240	75 x 90	508824
	30 / 180	100 x 100	508858
	20 / 60	100 x 150	508823
	15 / 45	150 x 180	508821
	Pack component	175 x 200	508878-9
	Pack component	200 x 280	508827-9

Mediwell super 3-ply	Qty. dispenser or inliner/PU	Size/cm	Ref. no.
	30 / 360	45 x 75	508805 X delete
	30 / 180	75 x 90	508804

Mediwell super strong 3-ply	Qty. dispenser or inliner/PU	Size/cm	Ref. no.
	20 / 60	100 x 150	508803
	11 / 33	150 x 180	508801
	Pack component	150 x 200	508857-9
	10 / 30	150 x 240	508802

aquamarine 3-ply	Qty. dispenser or inliner/PU	Size/cm	Ref. no.
	8 / 24	200 x 200	808879 X delete
aquamarine 2-ply			
	27 / 81	100 x 150	808823
	18 / 54	150 x 140	808844-9 non-sterile
	16 / 48	150 x 180	808821
	14 / 42	150 x 200	808869
	12 / 36	150 x 220	808816-9 non-sterile
	10 / 30	150 x 250	808819-9 non-sterile

Filmdrape	Qty. dispenser or inliner/PU	Size/cm	Ref. no.
	Pack component	150 x 200	506620-9

Mediwell soft Baby Sheet	Qty. dispenser or inliner/PU	Size/cm	Ref. no.
	Pack component	90 x 86	585758-9
	30 / 104	100 x 150	585764
	Pack component	120 x 120	585761-9
	Pack component	150 x 130	505712-9

Aperture Drapes

Mediwell 2-ply	Qty. dispenser or inliner/PU	Size/cm	Ref. no.
Aperture Ø 6 cm, central	70 / 420	45 x 75	514572
Aperture Ø 6 cm, central	45 / 270	75 x 90	517592
Mediwell 3-ply			
Aperture Ø 6 cm, central	50 / 300	45 x 75	514575
Aperture Ø 6 cm, central	30 / 180	75 x 90	517590 delete
Mediwell super 2-ply			
Aperture Ø 6 cm, central	70 / 420	45 x 75	518821
Aperture Ø 6 cm, central	45 / 270	75 x 90	518822

Aperture Drapes, Adhesive

Mediwell 2-ply	Qty. dispenser or inliner/PU	Size/cm	Ref. no.
Aperture oval, 5 x 7.5 cm, central	65 / 390	50 x 60	555064
Mediwell super 2-ply			
Aperture Ø 6 cm, central	70 / 420	50 x 60	558823
Aperture Ø 6 cm, central	45 / 270	75 x 75	558971
Aperture oval, 8 x 6 cm, central	40 / 240	75 x 90	558972
Aperture oval, 7 x 10 cm, central	25 / 75	100 x 150	558974
Mediwell super strong 3-ply			
Aperture 15 x 15 cm, central	18 / 54	120 x 150	559075
Aperture 7.5 x 5 cm, decentral	15 / 45	120 x 150	558801 not in the print catalogue
Adhesive aperture Ø 13 cm, central	12 / 24	200 x 240	559175 not in the print catalogue
Filmdrape			
Aperture Ø 6 cm, central	50 / 150	75 x 130	556655 S-special production

Variable Aperture Drapes, Adhesive, 2-Part

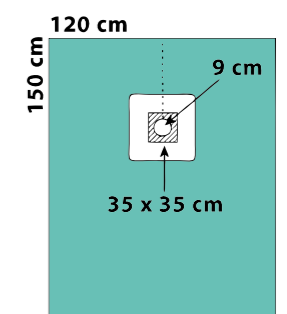
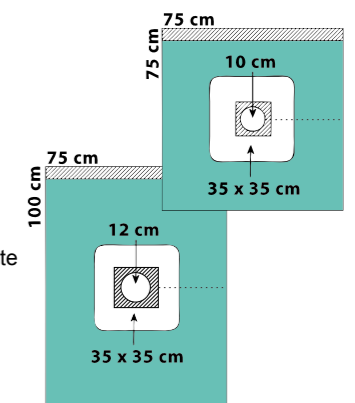
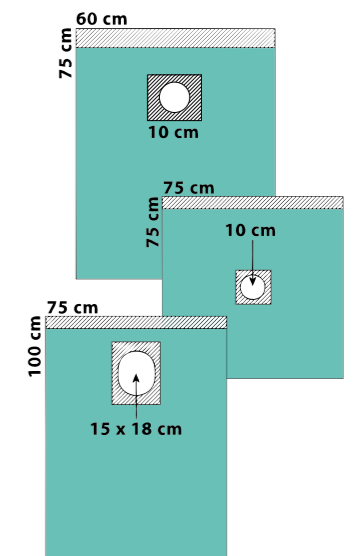
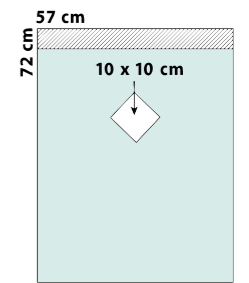
Mediwell super 2-ply	Qty. dispenser or inliner/PU	Size/cm	Ref. no.
Aperture max. 12 x 21 cm	50 / 300	50 x 75	554575
Aperture max. 12 x 21 cm	35 / 210	75 x 90	558948
Aperture max. 18 x 28 cm	30 / 180	75 x 90	558964

Epidural Drapes

Mediwell 2-ply	Qty. dispenser or inliner/PU	Size/cm	Ref. no.
Aperture ◇ 10 x 10 cm, decentral, with adhesive zone 6 x 57 cm	50 / 300	57 x 72	555772
Mediwell super 2-ply			
Aperture Ø 10 cm, decentral, with adhesive zone 6 x 60 cm	Pack component	60 x 75	558838-9
Aperture Ø 10 cm, decentral, adhesive, with adhesive zone 6 x 60 cm	40 / 240	60 x 75	558839
Aperture Ø 10 cm, central, adhesive, with adhesive zone 6 x 75 cm	30 / 180	75 x 75	558989
Aperture oval, 15 x 18 cm, decentral, adhesive, with adhesive zone 5.5 x 75 cm	20 / 60	75 x 100	558991

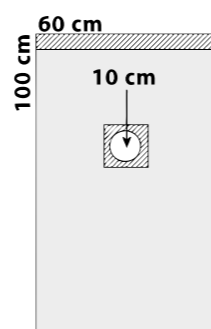
Mediwell super with transparent film fenestration and perforation	Qty. dispenser or inliner/PU	Size/cm	Ref. no.
Film window 35 x 35 cm, central, 10 cm central adhesive aperture, and adhesive zone 6 x 75 cm	45 / 135	75 x 75	558846
Film window 35 x 35 cm, central, 12 cm central adhesive aperture, and adhesive zone 6 x 75 cm	45 / 135	75 x 75	558848 delete
Film window 35 x 35 cm, central, 10 cm central adhesive aperture, and adhesive zone 6 x 75 cm	35 / 105	75 x 100	558847
Film window 35 x 35 cm, central, 12 cm central adhesive aperture, and adhesive zone 6 x 75 cm	35 / 105	75 x 100	558849

Mediwell super CVC drape	Qty. dispenser or inliner/PU	Size/cm	Ref. no.
Film window 35 x 35 cm, decentral, 9 cm central adhesive aperture	12 / 36	120 x 150	558975



Epidural Drapes

Filmdrape	Qty. dispenser or inliner/PU	Size/cm	Ref. no.
Aperture Ø 10 cm, decentral, adhesive, with adhesive zone 6 x 60 cm	50 / 150	60 x 100	556654



Adhesive Drapes

Mediwell super 2-ply	Qty. dispenser or inliner/PU	Size/cm*	Ref. no.
Adhesive zone 5 x 50 cm	70 / 420	50 x 50	538822
Adhesive zone 5 x 75 cm	65 / 390	50 x 75	538829
Adhesive zone 5 x 75 cm	45 / 270	75 x 75	538821
Adhesive zone 5 x 90 cm	40 / 240	75 x 90	538823
Adhesive zone 5 x 90 cm	Pack component	<u>90</u> x 150	538834-9

Mediwell super 3-ply	Qty. dispenser or inliner/PU	Size/cm*	Ref. no.
Adhesive zone 5 x 50 cm	80 / 480	50 x 50	538802
Adhesive zone 5 x 75 cm	50 / 300	50 x 75	538809 X delete
Adhesive zone 5 x 75 cm	35 / 210	75 x 75	538801
Adhesive zone 5 x 90 cm	30 / 180	75 x 90	538803

Mediwell super strong 3-ply	Qty. dispenser or inliner/PU	Size/cm*	Ref. no.
Adhesive zone 5 x 100 cm	30 / 90	75 x 100	538811
Adhesive zone 5 x 100 cm	20 / 60	100 x 100	538813
Adhesive zone 5 x 100 cm	22 / 66	150 x <u>100</u>	538886
Adhesive zone 5 x 80 cm	10 / 30	150 x <u>180</u>	538805
Adhesive zone 5 x 80 cm	10 / 30	150 x <u>240</u>	538807
Adhesive zone 5 x 80 cm	9 / 27	175 x <u>180</u>	538806
Adhesive zone 5 x 240 cm, 3-part 69 / 102 / 69 cm	5 / 20	175 x <u>240</u>	538898
Adhesive zone 5 x 120 cm	5 / 15	175 x <u>300</u>	538808
Adhesive zone 5 x 80 cm	8 / 24	200 x <u>180</u>	538810

* Underlined numbers mark the adhesive side

Adhesive Drapes

Mediwell absorb 2-ply	Qty. dispenser or inliner/PU	Size/cm*	Ref. no.
Adhesive drape absorbent, adhesive zone 5 x 75 cm	30 / 180	50 x 75	538889
Adhesive drape absorbent, adhesive zone 5 x 50 cm	40 / 240	75 x <u>50</u>	538887
Adhesive drape absorbent, adhesive zone 16 x 90 cm	35 / 105	75 x 90	538888

aquamarine 2-ply	Qty. dispenser or inliner/PU	Size/cm*	Ref. no.
Adhesive zone 5 x 90 cm	25 / 150	100 x <u>90</u>	838835

aquamarine 3-ply	Qty. dispenser or inliner/PU	Size/cm*	Ref. no.
Adhesive zone 5 x 80 cm	10 / 30	150 x <u>100</u>	838803
Adhesive zone 5 x 80 cm	8 / 24	150 x <u>240</u>	838807
Adhesive zone 5 x 80 cm	10 / 30	175 x <u>180</u>	838806
Adhesive zone 5 x 120 cm	Pack component	175 x <u>200</u>	838808-9
Adhesive zone 5 x 120 cm	Pack component	250 x <u>300</u>	838809-9

Adhesive Drapes with Special Adhesive for Sensitive Skin

Mediwell super 3-ply	Qty. dispenser or inliner/PU	Size/cm	Ref. no.
Adhesive zone 2.5 x 50 cm	Pack component	75 x <u>50</u>	538912-9

Mediwell super strong 3-ply with 2.5 cm adhesive zone	Qty. dispenser or inliner/PU	Size/cm*	Ref. no.
Adhesive zone 2.5 x 100 cm	40 / 120	75 x <u>100</u>	538914
Adhesive zone 2.5 x 80 cm	Pack component	175 x <u>180</u>	538916-9
Adhesive zone 2.5 x 80 cm	Pack component	150 x <u>240</u>	538917-9

Mediwell super strong 3-ply with 5 cm adhesive zone	Qty. dispenser or inliner/PU	Size/cm*	Ref. no.
Adhesive zone 5 x 100 cm	Pack component	75 x <u>100</u>	538915-9
Adhesive zone 5 x 120 cm	40 / 120	100 x <u>120</u>	538944 delete
Adhesive zone 5 x 80 cm	Pack component	150 x <u>240</u>	538918-9
Adhesive zone 5 x 80 cm	Pack component	175 x <u>180</u>	538943-9
Adhesive zone 5 x 180 cm, 2-part 90 / 90	Pack component	175 x <u>180</u>	538920-9
Adhesive zone 5 x 300 cm, 3-part 90 / 120 / 90	Pack component	175 x <u>300</u>	538942-9

* Underlined numbers mark the adhesive side

Split Sheets

Mediwell super 2-ply	Qty. dispenser or inliner/PU	Size/cm	Ref. no.
U-slit 7 x 40 cm, adhesive	25 / 150	75 x 90	528855
U-slit 7 x 30 cm, adhesive	20 / 180	90 x 75	528866 X delete

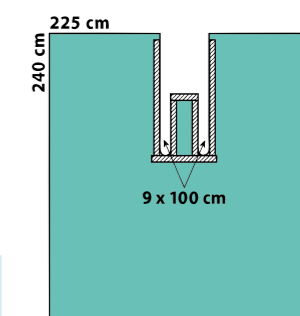
Mediwell super strong 3-ply	Qty. dispenser or inliner/PU	Size/cm*	Ref. no.
U-slit 7.5 x 45 cm, adhesive	15 / 45	120 x <u>150</u>	528801
U-slit 7.5 x 65 cm, adhesive	10 / 30	160 x <u>200</u>	528802
U-slit 7.5 x 65 cm, with special adhesive for sensitive skin	7 / 14	<u>200</u> x 260	528815
U-slit 7.5 x 100 cm, adhesive	7 / 14	<u>200</u> x 260	528805
U-slit 7.5 x 100 cm, adhesive, with perineal drape	8 / 16	<u>200</u> x 260	528806
U-slit 7.5 x 100 cm, adhesive	6 / 12	<u>225</u> x 320	528808

Colordrape	Qty. dispenser or inliner/PU	Size/cm*	Ref. no.
U-slit 7.5 x 50 cm, adhesive	18 / 54	<u>150</u> x 180	529901

Filmdrape	Qty. dispenser or inliner/PU	Size/cm*	Ref. no.
U-slit 7.5 x 50 cm, adhesive	25 / 75	125 x <u>150</u>	526601

Split Sheet, Bilateral

Mediwell super strong 3-ply	Qty. dispenser or inliner/PU	Size/cm*	Ref. no.
U-slit, dual 40 x 100 cm, adhesive	15	<u>225</u> x 240	528869



* Underlined numbers mark the side with the slit

Split Sheet with Film Strips

Mediwell super strong 3-ply	Qty. dispenser or inliner/PU	Size/cm	Ref. no.
U-slit, U=7.5 x 100 cm, special adhesive for sensitive skin, 2 film strips 70 x 340, transparent	Pack component	<u>240</u> x 340	528839-9

Split Aperture Drape

Mediwell 2-ply	Qty. dispenser or inliner/PU	Size/cm	Ref. no.
Aperture Ø 6 cm, central, slit 27 cm	Pack component	60 x 60	520057-9

Mayo Stand Covers, Back Table Covers

Colordrape

Mayo stand covers made of PE film	Qty. dispenser or inliner/PU	Size/cm	Ref. no.
"Standard", non-woven area 75 x 64 cm, turquoise	20 / 60	80 x 145	547714
"Special", 2-ply Mediwell super, reinforced area 75 x 64 cm	20 / 60	80 x 145	547716
"Super", 2-ply Mediwell absorb area, 75 x 74 cm, for heavy instruments, e.g. orthopaedic procedures, blue	18 / 54	80 x 145	547718

aquamarine

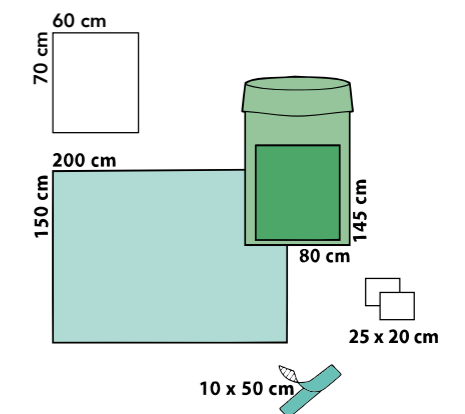
Back table covers/Plain drapes, 2-ply	Qty. dispenser or inliner/PU	Size/cm	Ref. no.
	27 / 81	100 x 150	808823
	18 / 54	150 x 140	808844 -9 non-sterile
	16 / 48	150 x 180	808821
	14 / 42	150 x 200	808869
	12 / 36	150 x 220	808816 -9 non-sterile
	10 / 30	150 x 250	808819 -9 non-sterile

Basic Pack

PU: 36 packs

Cont. and sequence	Size/cm	Qty.	Ref. no.
Overwrap	60 x 70	1	626870
Plain drape – table cover (wrap)	150 x 200	1	808869
Mayo stand cover	80 x 145	1	547714
Hand towels	25 x 20	2	-/-
OR tape, elastic	10 x 50	1	591151

563743 S- special production



* Underlined numbers mark the side with the slit

General Surgery



Efficient and safe – from a basic surgical pack up to all-in-one drapes for minimally invasive procedures and complex positioning of the patient.

Our drapes offer high functionality, allow more efficient procedures and guarantee optimum protection of the patient.

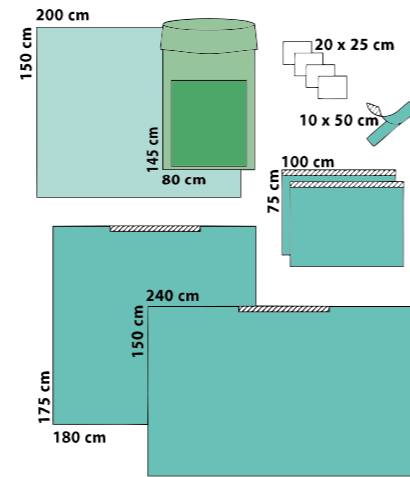


Universal Packs

Universal Pack, standard 561088

PU: 7 packs

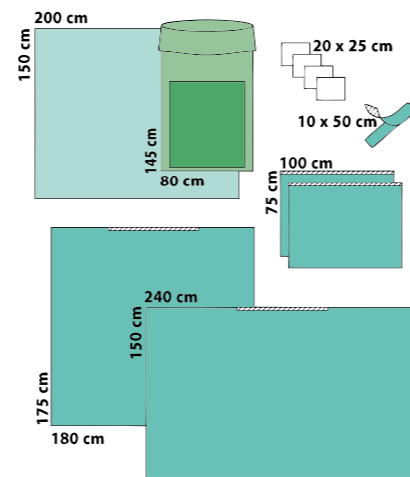
Cont. and sequence	Size/cm	Qty.	Ref. no.
Plain drape – table cover (wrap)	150 x 200	1	808869
Mayo stand cover	80 x 145	1	547714
Hand towels	25 x 20	4	-/-
OR tape	10 x 50	1	591050
Side drape	75 x 100	2	538811
Foot drape	175 x 180	1	538806
Head drape	150 x 240	1	538807



Universal Pack, paediatrics 561007

PU: 7 packs

Cont. and sequence	Size/cm	Qty.	Ref. no.
Plain drape – table cover (wrap)	150 x 200	1	808869
Mayo stand cover	80 x 145	1	547714
Hand towels	25 x 20	4	-/-
OR tape, elastic	10 x 50	1	591151
Side drape	75 x 100	2	538914
Foot drape	175 x 180	1	538916
Head drape	150 x 240	1	538917

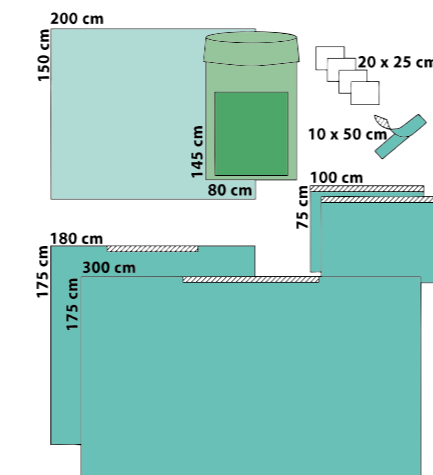


Particularity: with special adhesive and 2.5 cm narrow adhesive zones for children`s skin.

Universal Pack, super 561009

PU: 7 packs

Cont. and sequence	Size/cm	Qty.	Ref. no.
Plain drape – table cover (wrap)	150 x 200	1	808869
Mayo stand cover	80 x 145	1	547714
Hand towels	25 x 20	4	-/-
OR tape	10 x 50	1	591050
Side drape	75 x 100	2	538811
Foot drape	175 x 180	1	538806
Head drape	175 x 300	1	538808

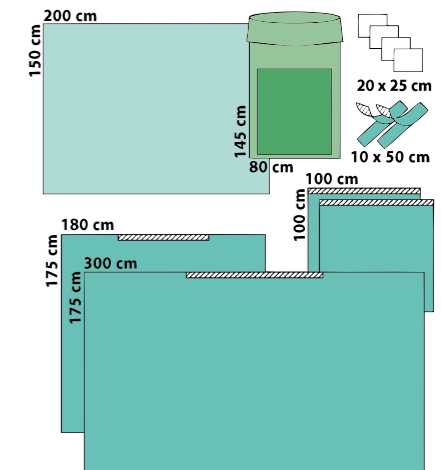


Particularity: with larger head drape

Universal Pack, super + 561027

PU: 7 packs

Cont. and sequence	Size/cm	Qty.	Ref. no.
Plain drape – table cover (wrap)	150 x 200	1	808869
Mayo stand cover	80 x 145	1	547714
Hand towels	25 x 20	4	-/-
OR tape	10 x 50	2	591050
Side drape	100 x 100	2	538813
Foot drape	175 x 180	1	538806
Head drape	175 x 300	1	538808

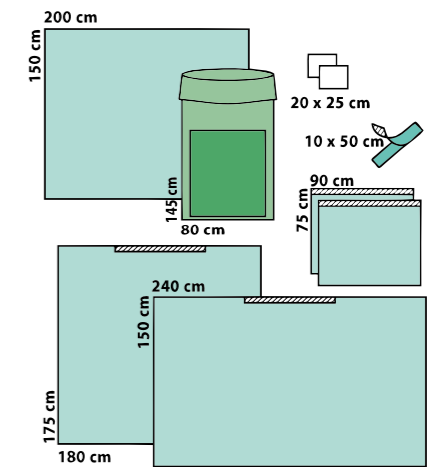


Particularity: with larger back table cover, side drapes, head drapes and additional OR tape

Universal Pack, aquamarine delete 861088

PU: 8 packs

Cont. and sequence	Size/cm	Qty.	Ref. no.
Plain drape – table cover (wrap)	150 x 200	1	808869
OR tape	10 x 50	1	591050
Hand towels	25 x 20	2	-/-
Mayo stand cover	80 x 145	1	547714
Side drapes, 2-ply	75 x 90	2	838823
Foot drape	180 x 175	1	838806
Head drape	150 x 240	1	838807

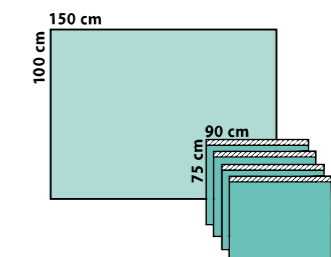


Last sales 2017

Universal Pack Mini 564340

PU: 16 packs

Cont. and sequence	Size/cm	Qty.	Ref. no.
Plain drape – table cover (wrap)	100 x 150	1	808823
Adhesive drapes, 2-ply	75 x 90	4	538823



MIS Drapes

MIS Drape 558806-9

Description	Size/cm
MIS drape, 29 x 32 cm aperture, adhesive	225 x 320

Only available as a non-sterile pack component

MIS Drape with leggings 558884

Inliner/PU: 7 drapes

Description	Size/cm	Qty.	Ref. no.
MIS drape, 29 x 32 cm aperture, adhesive	225 x 320	1	558884
OR tapes	10 x 50	4	591050
Velcro strips	2/2.5 x 24	2	592525

MIS Pack 563852

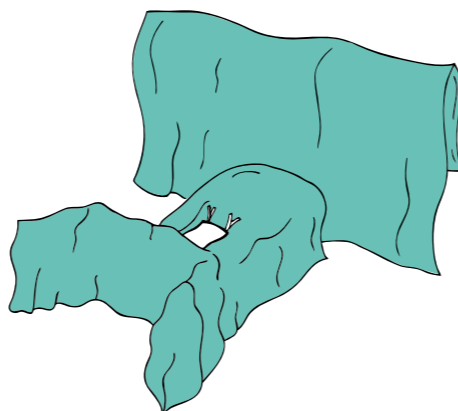
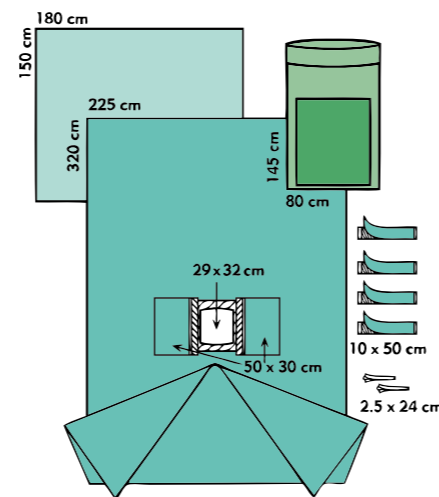
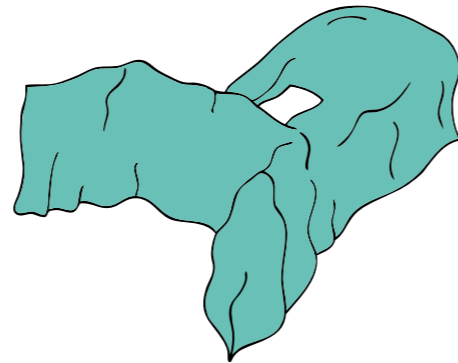
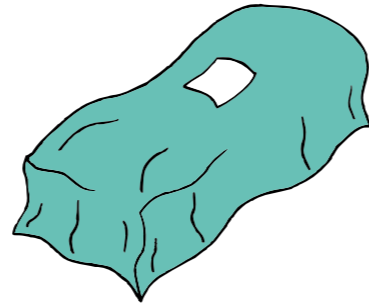
PU: 6 packs

Cont. and sequence	Size/cm	Qty.	Ref. no.
Plain drape – table cover (wrap)	150 x 200	1	808869
Mayo stand cover	80 x 145	1	547714
MIS drape with leggings, 29 x 32 cm aperture, adhesive, with integral diathermy pouches, 30 x 50 cm.	225 x 320	1	558875
OR tape	10 x 50	4	591050
Velcro strips	2.5 x 25	2	592525

MIS Drape T-Form 558876-9

Description	Size/cm
MIS drape with leggings, anaesthesia part with OR tape to fix, 29 x 32 cm aperture, adhesive with 4 integral velcro strips	280/225 x 350

Only available as a non-sterile pack component



Rectum Drapes and Pack

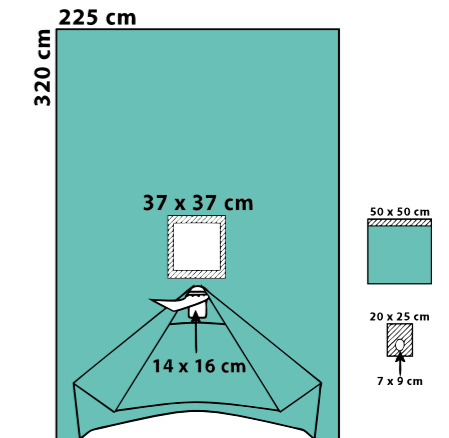
Rectum with leggings 558885-9

Description	Size/cm	Qty.	Ref. no.
Rectum drape with leggings, 37 x 37 cm adhesive fenestration and non-adhesive 14 x 16 cm perineal aperture with protective curtain	225 x 320	1	558885

OR tape, transparent, with 7 x 9 cm aperture to reduce in size and securely fix the perineal aperture	20 x 25		592125
---	---------	--	--------

Adhesive drape, 2-ply	50 x 50	1	538822
-----------------------	---------	---	--------

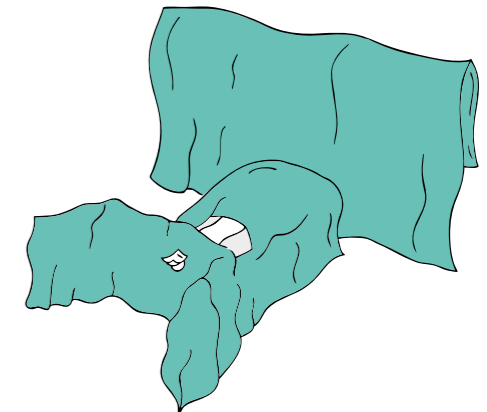
Only available as a non-sterile pack component



Rectum Drape T-Form 558869-9

Description	Size/cm
Rectum drape with leggings, aperture 29 x 32 cm, adhesive, 2 integral diathermy pouches, with non-adhesive perineal aperture 9 x 17 cm with protective curtain	280/225 x 350

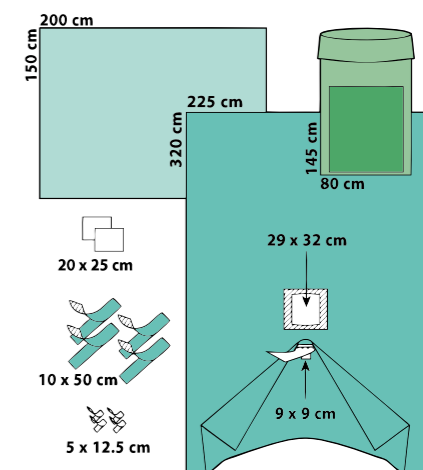
Only available as a non-sterile pack component



Rectum Pack with leggings 561030

PU: 12 packs

Cont. and sequence	Size/cm	Qty.	Ref. no.
Plain drape – table cover (wrap)	150 x 200	1	808869
Mayo stand cover	80 x 145	1	547714
Hand towels	20 x 25	2	-/-
OR tapes	10 x 50	4	591050
OR tapes	5 x 12.5	4	590512
Rectum drape with leggings, adhesive 29 x 32 cm aperture, and 9 x 9 cm non-adhesive perineal aperture with protective curtain	225 x 320	1	558867

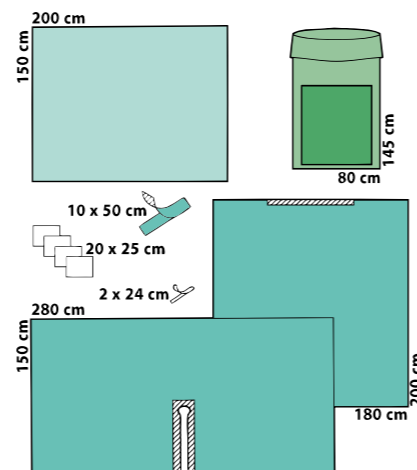


Strumectomy Packs

Strumectomy Pack, standard **561302**

PU: 8 packs

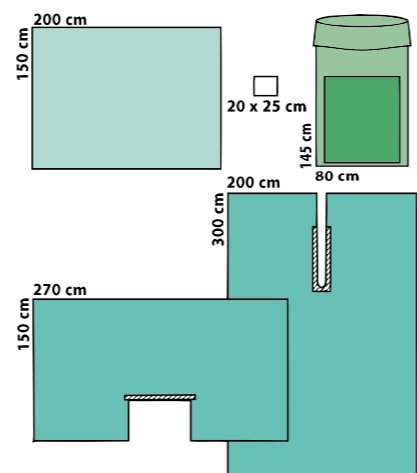
Cont. and sequence	Size/cm	Qty.	Ref. no.
Plain drape – table cover (wrap)	150 x 200	1	808869
Mayo stand cover	80 x 145	1	547714
Hand towels	25 x 20	4	-/-
OR tape	10 x 50	1	591050
Velcro strip, adhesive	2/2.25 x 24	1	592525
Foot drape	180 x 200	1	538810
Split sheet, U=65 cm	150 x 280	1	528804



U-Drape Pack 1 **561119**

PU: 10 packs

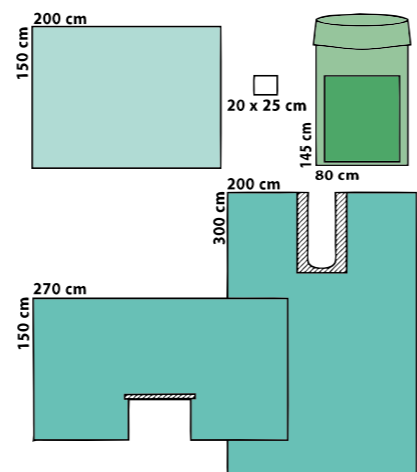
Cont. and sequence	Size/cm	Qty.	Ref. no.
Plain drape – table cover (wrap)	150 x 200	1	808869
Hand towel	25 x 20	1	-/-
Mayo stand cover	80 x 145	1	547714
Split sheet, U=7.5 x100 cm	200 x 300	1	528863
Split sheet, U=65 x 45 cm	150 x 270	1	528864



U-Drape Pack 2 **563770**

PU: 10 packs

Cont. and sequence	Size/cm	Qty.	Ref. no.
Plain drape – table cover (wrap)	150 x 200	1	808869
Mayo stand cover	80 x 145	1	547714
Hand towel	25 x 20	1	-/-
Split sheet, U=30 x 80 cm	200 x 300	1	528816
Split sheet, U=65 x 45 cm	150 x 270	1	528864

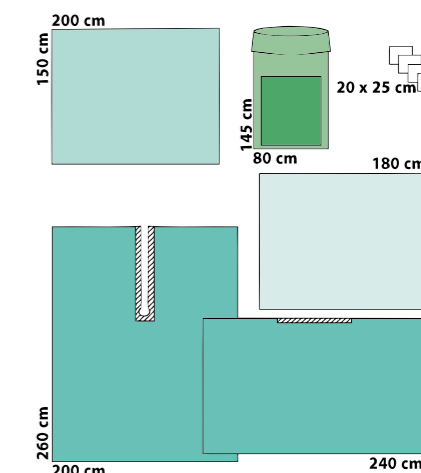


Split Sheet Packs

Split Sheet Pack, standard **561112**

PU: 7 packs

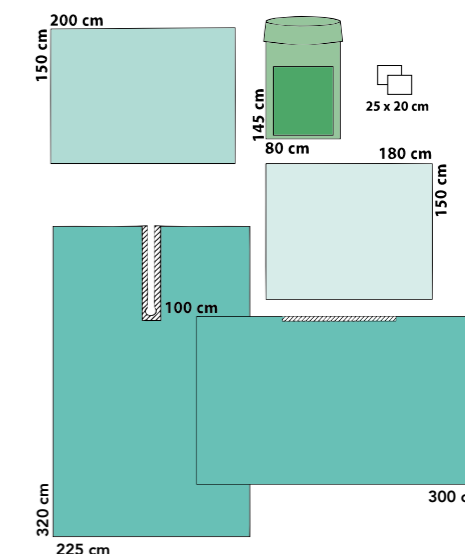
Cont. and sequence	Size/cm	Qty.	Ref. no.
Plain drape – table cover (wrap)	150 x 200	1	808869
Mayo stand cover	80 x 145	1	547714
Hand towels	25 x 20	4	-/-
Bottom drape, Mediwell 3-ply	150 x 180	1	501518
Split sheet, U=7.5 x 100 cm	200 x 260	1	528805
Adhesive drape	150 x 240	1	538807



Split Sheet Pack, Super **564371** S-special production

PU: 8 packs

Cont. and sequence	Size/cm	Qty.	Ref. no.
Plain drape – table cover (wrap)	150 x 200	1	808869
Mayo stand cover	80 x 145	1	547714
Bottom drape, Mediwell 3-ply	150 x 180	1	501518
Split sheet, U=7.5 x 100 cm	225 x 320	1	528808
Adhesive drape	175 x 300	1	538808
Hand towels	25 x 20	2	-/-



Hier Text eingeben

Cardio/Thoracic, Vascular Surgery



With heart and mind: Our cardiovascular solutions fulfil the highest quality requirements in heart surgery. Innovative OR drapes provide optimum flexibility and safety – for established and for new surgical methods e.g. hybrid surgery.

Standard and customised OR drapes for angiography complete our product portfolio.

You will find further products in our separate cardio-surgery and angiography brochure.



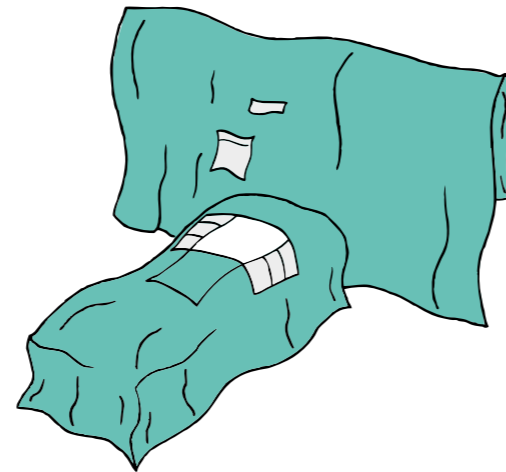
Cardio/Thoracic Drapes

Cardio/Thoracic Drape

558914

PU: 4 drapes

Description	Size/cm
T-form, anaesthesia part with double film thickness, 3 integral adhesive strips to fix 33 x 28 cm diathermy pouch and clamp strip. Thoracic part with 33 x 40 cm fenestration with integral incision film, 2 triple chamber diathermy pouches and 50 x 50 cm adhesive drape.	300/225 x 300

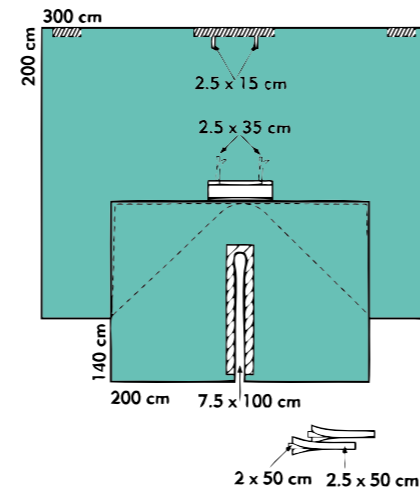


Cardio/Thoracic Drape

558993-9

Description	Size/cm	Qty.	Ref. no.
T-form, anaesthesia part with double film thickness, 3 integral adhesive strips to fix, 2 velcro fasteners and reinforced clamp strip. Thoracic part with self adhesive slit 100 cm	300/200 x 300	1	558993
Velcro strips	2/2.5 x 50	2	592550

Only available as a non-sterile pack component



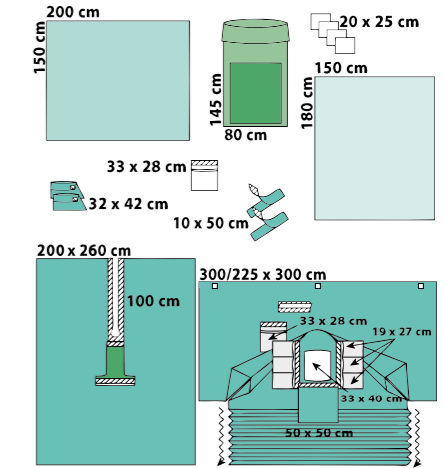
Bypass Packs

Cardiovascular/Bypass Pack

561559

PU: 3 packs

Cont. and sequence	Size/cm	Qty.	Ref. no.
Plain drape – table cover (wrap)	150 x 200	1	808869
Mayo stand cover	80 x 145	1	547714
Hand towels	20 x 25	4	-/-
Foot covers, 2-ply	32 x 42	2	589950
Diathermy pouch	33 x 28	1	583330
OR tape, elastic	10 x 50	2	591151
Bottom drape, Mediwell	150 x 180	1	501518
Varicose vein drape, U=7.5 x 100 cm	200 x 260	1	528806
Cardiovascular drape	300/225 x 300	1	558914

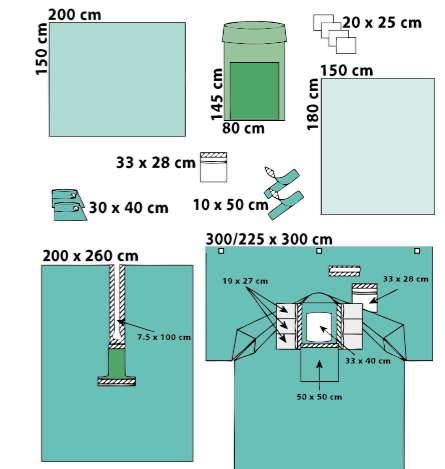


Bypass Pack 808821 replaced by 808869

561568

PU: 6 packs

Cont. and sequence	Size/cm	Qty.	Ref. no.
Plain drape – table cover (wrap)	150 x 200	1	808821
Mayo stand cover	80 x 145	1	547714
Hand towels	20 x 25	4	-/-
Foot covers, 2-ply	32 x 42	2	589950
Diathermy pouch	33 x 28	1	583330
OR tape, elastic	10 x 50	2	591151
Bottom drape, Mediwell	150 x 180	1	501518
Varicose vein drape, U=7.5 x 100 cm	200 x 260	1	528806
Cardiovascular drape	300/225 x 300	1	558998

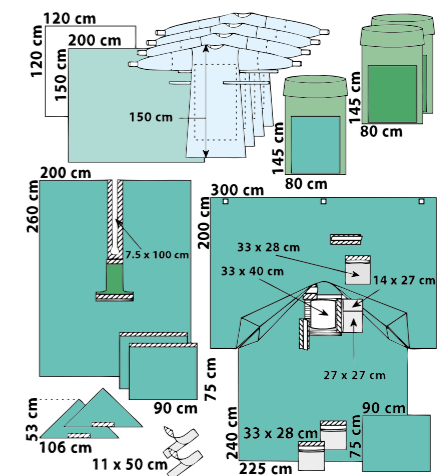


~~Bypass Pack~~

delete **561575**

PU: 2 packs

Cont. and sequence	Size/cm	Qty.	Ref. no.
Steriflex overwrap	120 x 120	1	901212
Plain drape – table cover (wrap)	150 x 200	1	808869
OR gown, reinforced	XL = 150	4	464417
Mayo stand cover	80 x 145	2	547714
Mayo stand cover	80 x 145	1	547716
Varicose vein drape, U=7.5 x 100 cm	200 x 260	1	528806
Foot covers, 2-ply	53 x 106	2	588813
OR tape	11 x 50	2	591150
Adhesive drapes, 2-ply	75 x 90	2	538823
Cardiovascular drape	300/225 x 350	1	559000
Diathermy pouches	33 x 28	2	583330
Plain drape, 2-ply	75 x 90	1	508824



Particularity: with additional overwrap, extra standard and reinforced Mayo stand covers

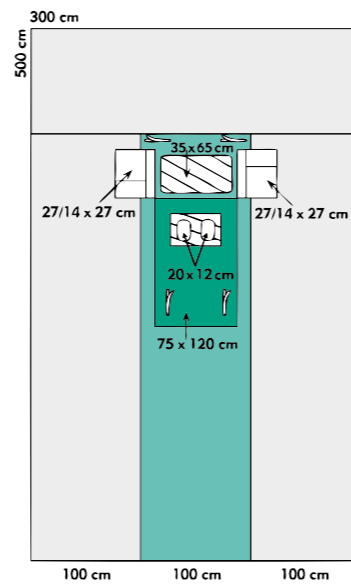
You will find further products in our separate cardio-surgery and angiography brochure.

Hybrid Drapes

Cardio/Angiography Drape **559060-9** with thoracic and 2 femoral apertures

Description	Size/cm
with 3 integral, transparent wide film strips, 2 x 100 x 400 cm and 1 x 100 x 300 cm, 2 apertures 12 x 20 cm, 1 aperture 35 x 65 cm with incision film, adhesive, reinforcement 75 x 120 cm, 4 velcro strips and 2 diathermy pouches	300 x 500

Only available as a non-sterile pack component

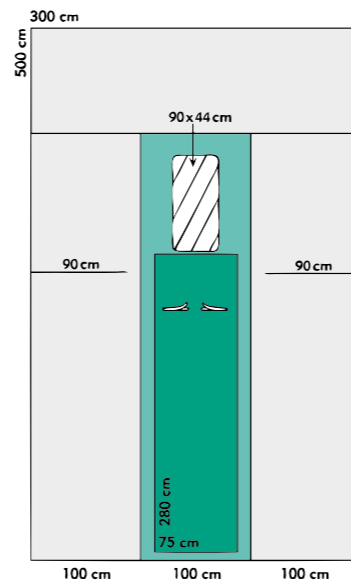


Cardio/Angiography Drape **559081-9**

Description	Size/cm
with 3 integral, transparent wide film strips, 2 x 100 x 400 cm and 1 x 100 x 300 cm, aperture 44 x 90 cm with incision film, adhesive, reinforcement 75 x 280 cm, 2 velcro strips	300 x 500

Only available as a non-sterile pack component

Note: also available without lateral slits, article number 559181-9, as a non-sterile pack component

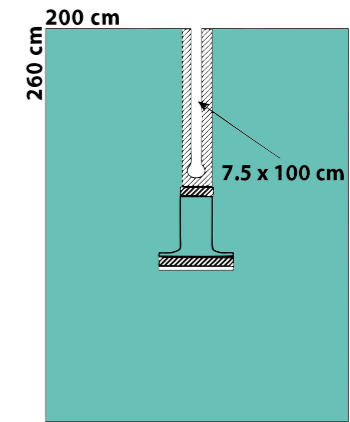


Supplementary Products

Varicose Vein Drape **528806**

PU: 16 drapes

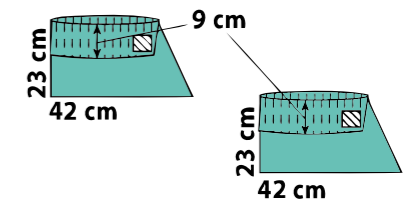
Description	Size/cm
100 cm U-slit, adhesive and adhesive perineal drape made of Colordrape, with elastified sides	200 x 260



Foot Covers **589950**

Dispenser, PU: 180 pairs

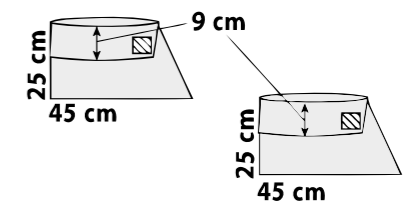
Description	Size/cm	Qty./disp.
Foot cover with adhesive zone to fix	23-32 x 42	30 pairs



Foot Covers **589951**

Dispenser, PU: 150 pairs

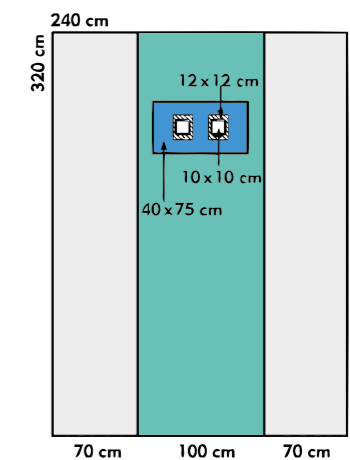
Description	Size/cm	Qty./disp.
Foot cover made of transparent film drape with adhesive zone to fix	25-34 x 45	50 pairs



Pacemaker Drape **559054-9**

Description	Size/cm
Angiography drape with 2 integral, transparent film strips, aperture 12 x 12 cm, adhesive with fenestrated incision film 10 x 10 cm and Mediwell absorb reinforcement	240 x 320

Only available as a non-sterile pack component



You will find further products in our separate cardio-surgery and angiography brochure.

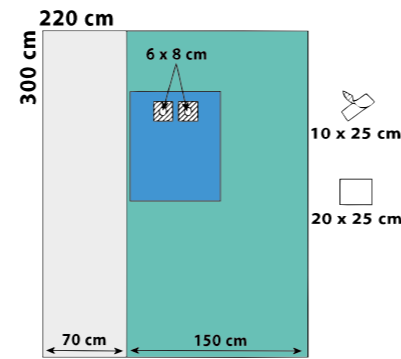
Angiography Drapes

Angiography Drape

558805

PU: 10 drapes

Description	Size/cm	Qty.	Ref. no.
Transparent film strip 70 cm, 2 apertures 6 x 8 cm, adhesive and absorbent reinforcement 75 x 100 cm	220 x 300	1	558805
OR tape strips	10 x 25	1	591025
Hand towel	20 x 25	1	-/-

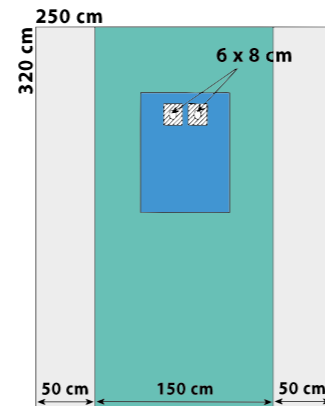


Angiography Drape

558956

PU: 14 drapes

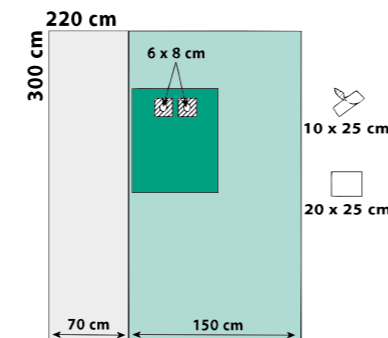
Description	Size/cm	Ref. no.
Angiography drape with 2 integral, transparent wide film strips, 50 cm, 2 apertures 6 x 8 cm, adhesive and absorbent non-woven reinforcement 75 x 100 cm	250 x 320	558956



Angiography Drape, aquamarine ~~858805~~

PU: 22 drapes

Description	Size/cm	Qty.	Ref. no.
Angiography drape with transparent film side strip 70 cm, 2 apertures 6 x 8 cm, adhesive and absorbent reinforcement 75 x 100 cm	220 x 300	1	858805
OR tape strips	10 x 25	1	591025
Hand towel	20 x 25	1	-/-

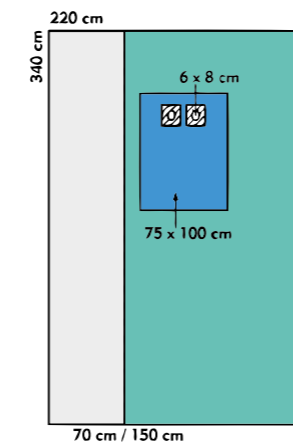


Angiography Drape

558918-9

Description	Size/cm
Angiography drape with transparent film strip 70 cm, 2 apertures 6 x 8 cm, adhesive and absorbent reinforcement 75 x 100 cm	220 x 340

Only available as a non-sterile pack component

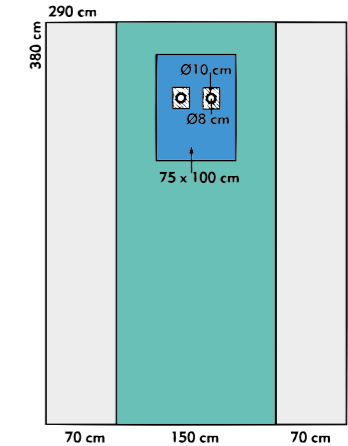


Angiography Drape

559053-9

Description	Size/cm
Angiography drape with 2 transparent film strips 70 cm, 2 apertures Ø 10 cm, adhesive with fenestrated incision film Ø 8 cm and absorbent reinforcement 75 x 100 cm	290 x 380

Only available as a non-sterile pack component

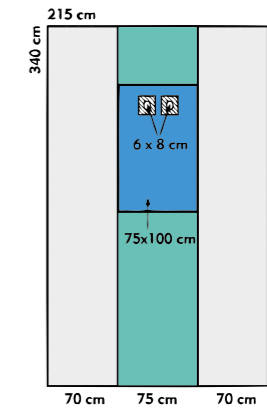


Angiography Drape

559071-9

Description	Size/cm
Angiography drape with 2 transparent film strips 70 cm, 2 apertures 8 x 6 cm, adhesive and absorbent reinforcement 75 x 100 cm	215 x 340

Only available as a non-sterile pack component

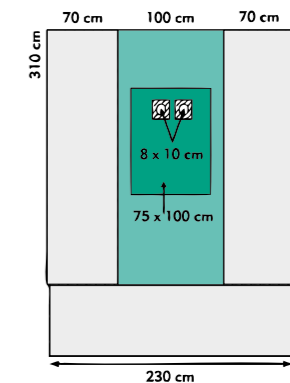


Angiography Drape

559059-9

Description	Size/cm
Angiography drape with 3 transparent film strips 70 cm, 2 apertures 8 x 10 cm, adhesive and absorbent reinforcement 75 x 100 cm	240 x 310

Only available as a non-sterile pack component

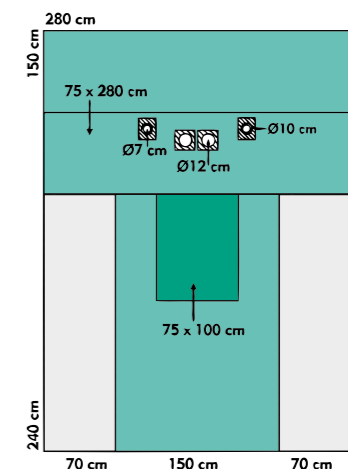


4 Femoral Radial Angiography Drape

559100-9

Description	Size/cm
Angiography drape with 2 transparent film strips 70 x 240 cm, 2 apertures Ø 12 cm (femoral), adhesive, and 2 apertures Ø 10 cm (radial) with 7 cm fenestrated incision film, adhesive, and absorbent reinforcement	280 x 390

Only available as a non-sterile pack component



Orthopaedics, Traumatology



Our products offer highest quality for orthopaedics and traumatological surgeries e.g. joint replacement. Easy handling guarantees high application comfort.

Furthermore, a large selection of extremity drapes with and without pouch are available in a wide range of models.



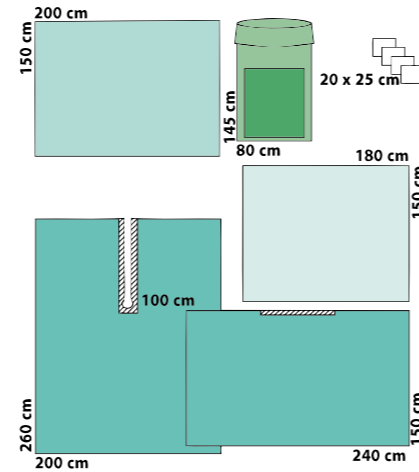
Split Sheet Pack

Split Sheet Pack, standard

561112

PU: 7 packs

Cont. and sequence	Size/cm	Qty.	Ref. no.
Plain drape – table cover (wrap)	150 x 200	1	808869
Mayo stand cover	80 x 145	1	547714
Hand towels	25 x 20	4	-/-
Bottom drape, Mediwell 3-ply	150 x 180	1	501518
Split sheet, U=7.5 x 100 cm	200 x 260	1	528805
Adhesive drape	150 x 240	1	538807



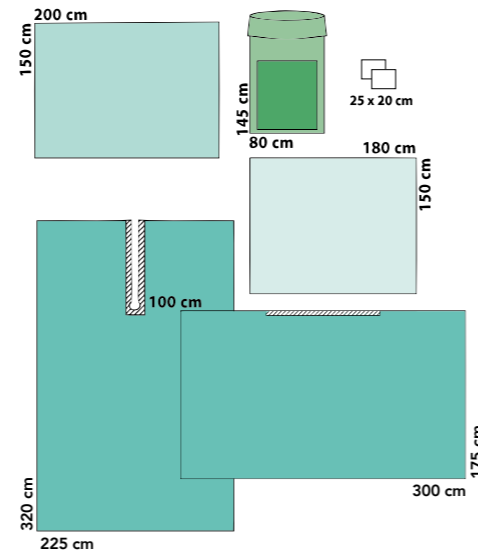
S-Special production, page 29 too

Split Sheet Pack, Super

564371

PU: 8 packs

Cont. and sequence	Size/cm	Qty.	Ref. no.
Plain drape – table cover (wrap)	150 x 200	1	808869
Mayo stand cover	80 x 145	1	547714
Bottom drape, Mediwell 3-ply	150 x 180	1	501518
Split sheet, U=7.5 x 100 cm	225 x 320	1	528808
Adhesive drape	175 x 300	1	538808
Hand towels	25 x 20	2	-/-



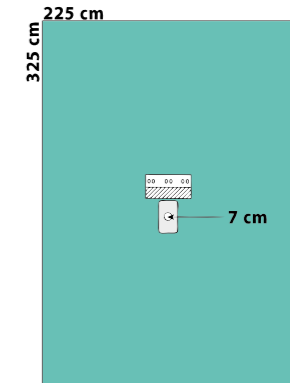
Extremity Drapes

Extremity Drape

518810

PU: 12 drapes

Description	Size/cm
Extremity drape with Ø 7 cm elastic aperture with cable/tube holder	225 x 320



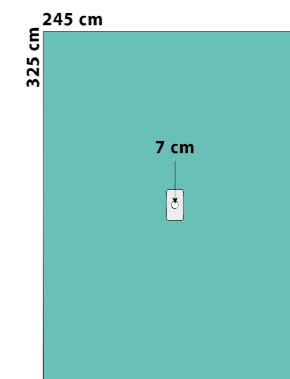
only non-sterile for packs

Extremity Drape

518864 -9

PU: 12 drapes

Description	Size/cm
Extremity drape with Ø 7 cm elastic aperture	245 x 325

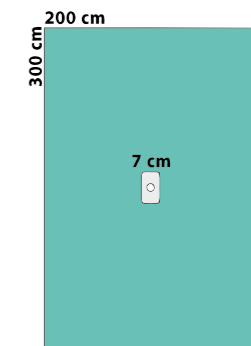


Extremity Drape

518820

PU: 16 drapes

Description	Size/cm
Extremity drape, 2-ply, with Ø 7 cm elastic aperture	200 x 300



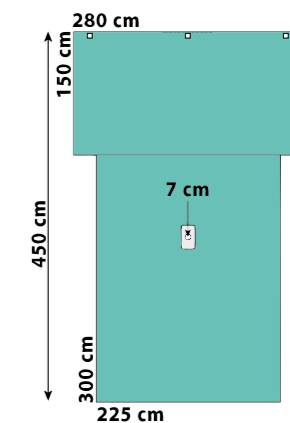
Hier Text eingeben

Extremity Drape T-Form

518861-9

Description	Size/cm
Extremity drape in T-form with 7 cm elastic aperture	280/225 x 450

Only available as a non-sterile pack component

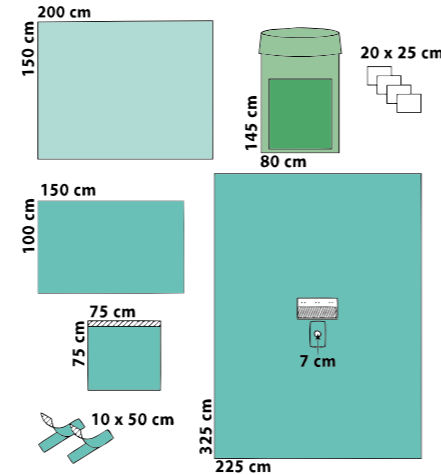


Extremity Packs

Extremity Pack, standard 561107

PU: 8 packs

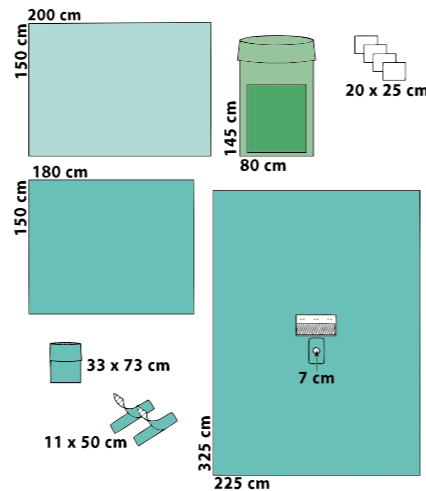
Cont. and sequence	Size/cm	Qty.	Ref. no.
Plain drape – table cover (wrap)	150 x 200	1	808869
Mayo stand cover	80 x 145	1	547714
Hand towels	25 x 20	4	-/-
Bottom drape	100 x 150	1	508803
Adhesive drape	75 x 75	1	538801
OR tape	10 x 50	2	591050
Extremity drape with Ø 7 cm elastic aperture, cable/tube holder	225 x 325	1	518810



Extremity Pack, standard 2 561117

PU: 7 packs

Cont. and sequence	Size/cm	Qty.	Ref. no.
Plain drape – table cover (wrap)	150 x 200	1	808869
Mayo stand cover	80 x 145	1	547714
Hand towels	25 x 20	4	-/-
Bottom drape, 2-ply	150 x 180	1	508821
Stockinette	33 x 73	1	583355
OR tape, film	11 x 50	2	591150
Extremity drape with Ø 7 cm elastic aperture, cable/tube holder	225 x 325	1	518810



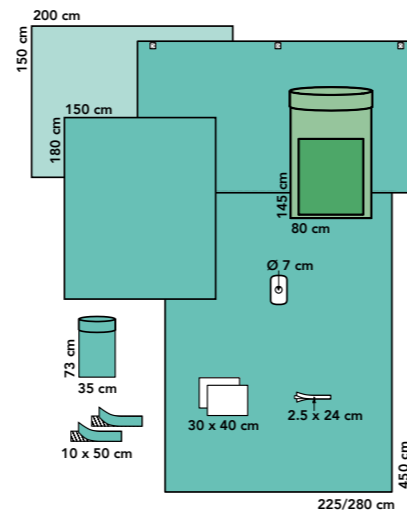
Particularity: with Stockinette

S- special production

Extremity Pack with Drape T-Form 564349

PU: 10 packs

Cont. and sequence	Size/cm	Qty.	Ref. no.
Plain drape – table cover (wrap)	150 x 200	1	808869
Mayo stand cover super	80 x 145	1	547718
Bottom drape, 2-ply	150 x 180	1	508821
Stockinette	33 x 73	1	583355
Hand towels	30 x 40	2	624040
OR tape, elastic	10 x 50	2	591151
Velcro strip	2/2.5 x 24	1	592525
Extremity drape in T-form with 7 cm elastic aperture	280/225 x 450	1	518861

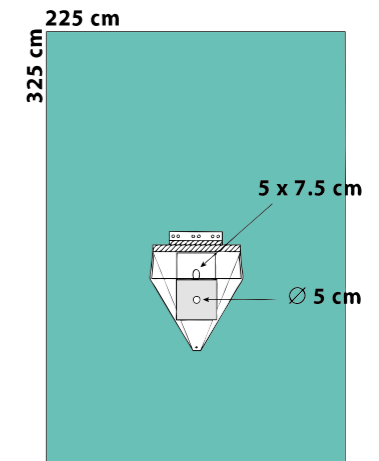


Arthroscopy Drapes

Arthroscopy Drape 518813

PU: 12 drapes

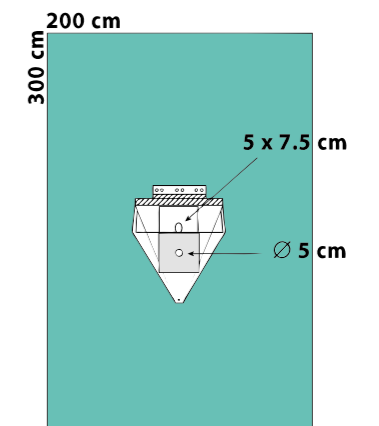
Description	Size/cm
Arthroscopy drape with cable/tube holder and fluid collection pouch with drainage port	225 x 325



Arthroscopy Drape "small" 518853

PU: 24 drapes

Description	Size/cm
Arthroscopy drape "small", 2-ply, with cable/tube holder and fluid collection pouch with drainage port	200 x 300

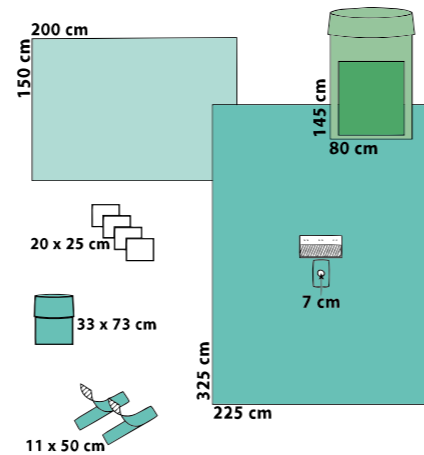


Arthroscopy Packs

Arthroscopy Pack, standard 1 561105

PU: 9 packs

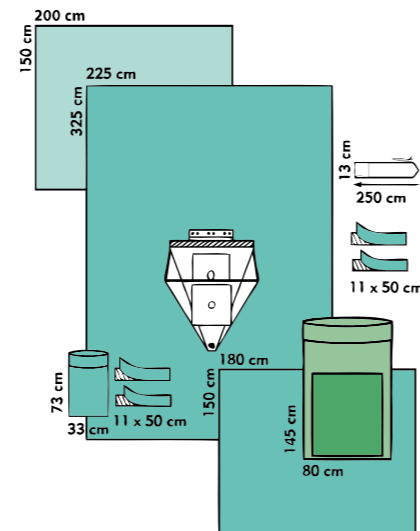
Cont. and sequence	Size/cm	Qty.	Ref. no.
Plain drape – table cover (wrap)	150 x 200	1	808869
Mayo stand cover	80 x 145	1	547714
Hand towels	20 x 25	4	-/-
Stockinette, 2-ply	33 x 73	1	583355
OR tape, film	11 x 50	2	591150
Extremity drape with Ø 7 cm elastic aperture, cable/tube holder	225 x 325	1	518810



Arthroscopy Pack with fluid collection pouch 561149

PU: 8 packs

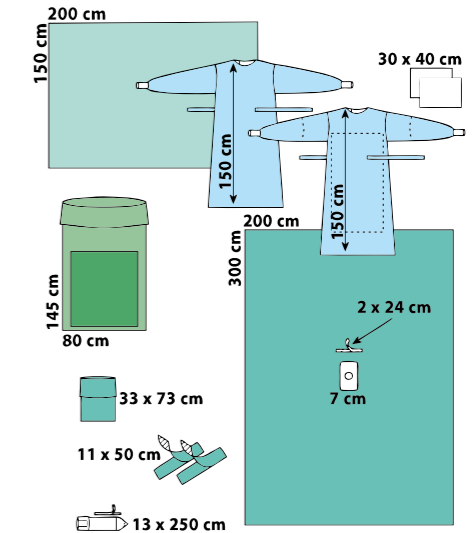
Description	Size/cm	Qty.	Ref. no.
Plain drape – table cover (wrap)	150 x 200	1	808869
Mayo stand cover	80 x 145	1	547714
Plain drape, 2-ply	150 x 180	1	508821
Stockinette	33 x 73	1	583355
OR tape, film	11 x 50	4	591150
Camera tube cover, telescopically	13 x 250	1	581323
Arthroscopy drape with cable/tube holder and fluid collection pouch with drainage port	225 x 325	1	518813



Arthroscopy Pack, standard 3 563035

PU: 6 packs

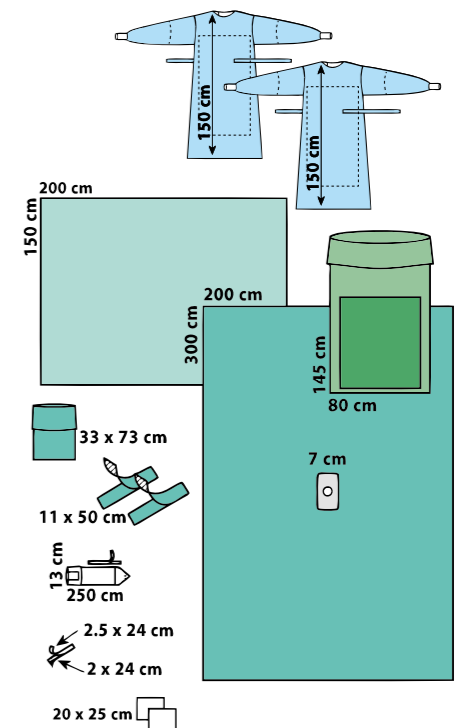
Cont. and sequence	Size/cm	Qty.	Ref. no.
Plain drape – table cover (wrap)	150 x 200	1	808869
Hand towels	30 x 40	2	-/-
OR gown, standard	XL = 150	1	464416
OR gown, reinforced	XL = 150	1	464417
Mayo stand cover	80 x 145	1	547714
Stockinette, 2-ply	33 x 73	1	583355
OR tape, film	11 x 50	2	591150
Camera tube cover, telescopically	13 x 250	1	581323
Extremity drape, 2-ply, with Ø 7 cm elastic aperture, decentral and integral velcro strip	200 x 300	1	518819



Arthroscopy Pack with OR gowns 561122

PU: 12 packs

Cont. and sequence	Size/cm	Qty.	Ref. no.
Plain drape – table cover (wrap)	150 x 200	1	808869
Mayo stand cover	80 x 145	1	547714
OR gown, SMS reinforced	XL=150	2	464437
Stockinette	33 x 73	1	583355
OR tape, film	11 x 50	2	591150
Camera tube cover, telescopically	13 x 250	1	581323
Velcro strip	2/2.5 x 25	1	592525
Hand towels	20 x 25	2	-/-
Extremity drape, with Ø 7 cm elastic aperture	200 x 300	1	518820

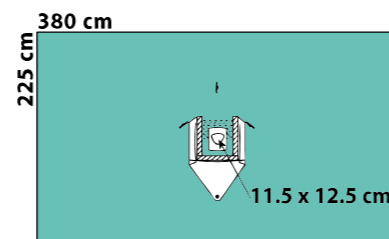


Shoulder Drape

Shoulder Drape "Beach Chair" 518835

with integral fluid collection pouch
PU: 10 drapes

Description	Size/cm
Shoulder drape, pearshaped, 11.5 x 12.5 cm elastic aperture, central, with 5.5 x 20 cm adhesive zone to fix to the patient side; fluid collection pouch with drainage port and pliable rim strip and 3 integral velcro strips on the front. For procedures in the seated position.	380 x 225



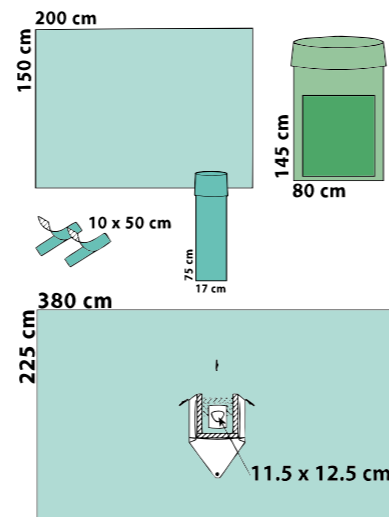
Shoulder Pack "Beach Chair" 864351

aquamarine
PU: 14 packs

Cont. and sequence	Size/cm	Qty.	Ref. no.
Plain drape – table cover (wrap)	150 x 200	1	808869
Mayo stand cover	80 x 145	1	547714
Stockinette	17 x 75	1	588827
OR tape, elastic	10 x 50	2	591151

Shoulder drape, aquamarine, pearshaped, 11.5 x 12.5 cm elastic aperture, central, with 5.5 x 20 cm adhesive zone to fix to the patient side; fluid collection pouch with drainage port and pliable rim strip 3 integral velcro strips on the front. For procedures in the seated position.	380 x 225	1	818835
--	-----------	---	--------

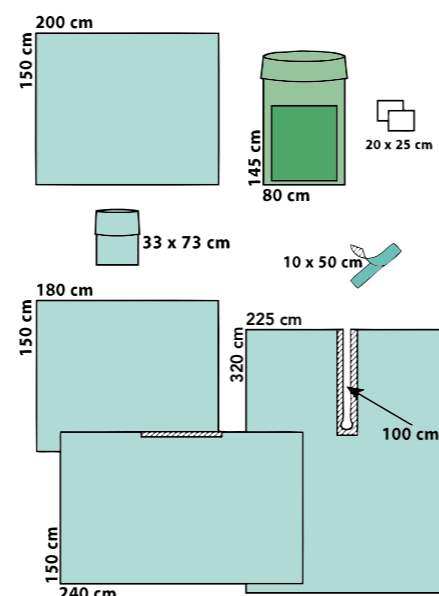
S- special production



Shoulder Split Sheet Pack delete 861112

aquamarine
PU: 7 packs

Cont. and sequence	Size/cm	Qty.	Ref. no.
Plain drape – table cover (wrap)	150 x 200	1	808869
Mayo stand cover	80 x 145	1	547714
Stockinette	33 x 73	1	883355
OR tape, elastic	10 x 50	2	591151
Abdecktuch	150 x 180	1	808821
Split sheet, U= 7,5 x 100 cm	225 x 320	1	828805
Adhesive drape	150 x 240	1	838807
Hand towels	20 x 25	2	-/-



Hand Surgery Drapes

Hand Surgery Drape 518844

PU: 20 drapes

Description	Size/cm
Hand surgery drape, 2-ply, T-form, with integral arm table cover and elastic aperture Ø 3 cm	360/150 x 330

Hand Surgery Pack 563903

PU: 14 packs

Cont. and sequence	Size/cm	Qty.	Ref. no.
Plain drape – table cover (wrap)	150 x 200	1	808869
Mayo stand cover	80 x 145	1	547718
Hand surgery drape, 2-ply, T-form, with integral arm table cover and elastic aperture Ø 3 cm	360/160 x 330	1	518844

Hand Surgery Drape 518845

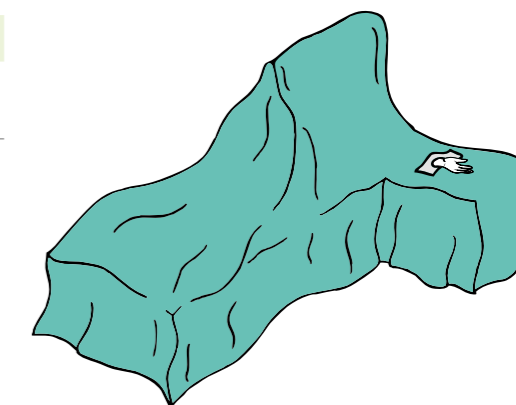
PU: 20 drapes

Description	Size/cm
Hand surgery drape, 2-ply, T-form, with integral arm table cover and elastic aperture Ø 3 cm	360/160 x 280

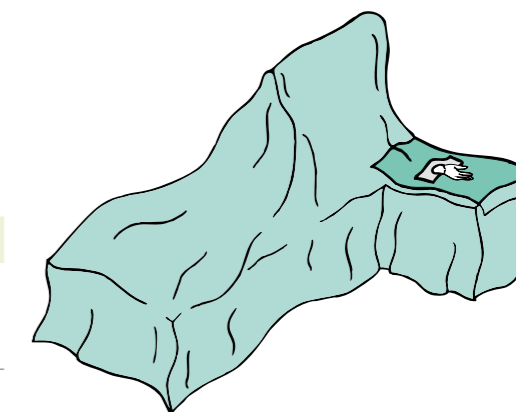
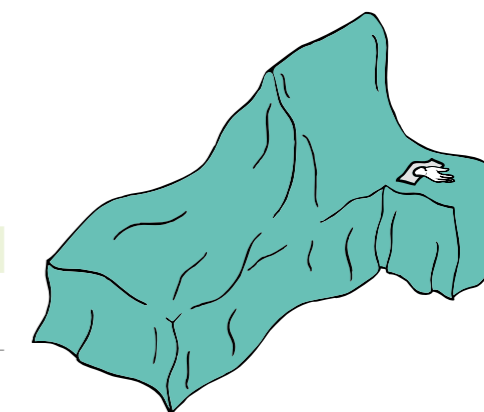
Hand Surgery Drape, aquamarine 818848-9

Description	Size/cm
Hand surgery drape, 2-ply, T-form, with integral arm table cover with elastic aperture Ø 3 cm and absorbent non-woven reinforcement	360/150 x 295

Only available as a non-sterile pack component



not in the print catalogue



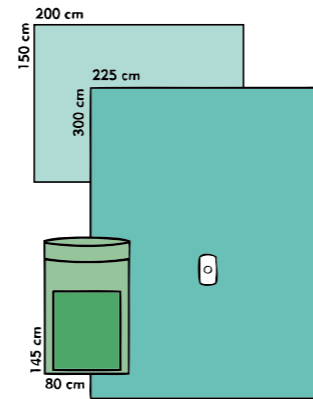
Hand/Foot Pack and Drapes

Hand/Foot Pack 564185

PU: 10 packs

Cont. and sequence	Size/cm	Qty.	Ref. no.
Plain drape – table cover (wrap)	150 x 200	1	808869
Mayo stand cover	80 x 145	1	547714
Hand/Foot drape	225 x 300	1	518815

Particularity: with larger back table cover



Hand/Foot Drape 518815

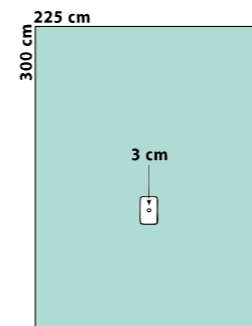
PU: 12 drapes

Description	Size/cm
Extremity drape with Ø 3 cm elastic aperture, decentral	225 x 300

Hand/Foot Drape, aquamarine 818815-9 delete

Description	Size/cm
Extremity drape with Ø 3 cm elastic aperture, decentral	225 x 300

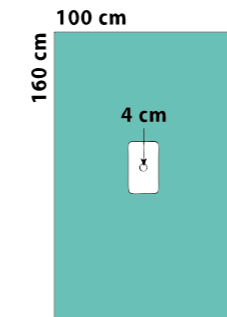
Only available as a non-sterile pack component



Extremity Drape "small" 518825

Dispenser, PU: 45 drapes

Description	Size/cm	Qty./disp.
Extremity drape, 2-ply, with Ø 4 cm elastic aperture	100 x 160	15

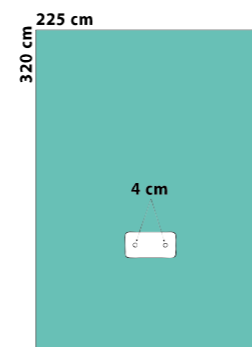


Dual Extremity Drape 518832-9

for procedures on both feet

Description	Size/cm
Dual extremity drape, 2-ply, with Ø 4 cm elastic apertures, decentral	225 x 320

Only available as a non-sterile pack component

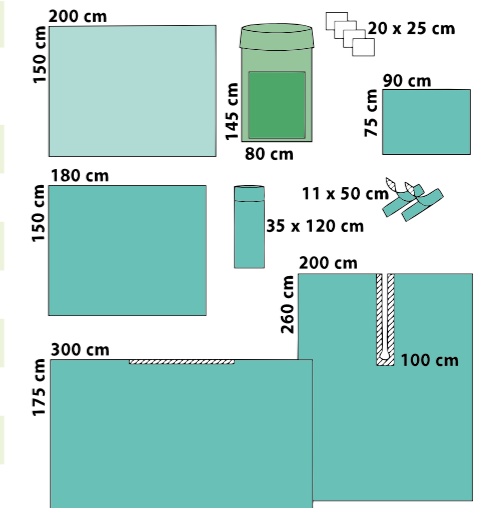


Hip Pack and Drape

Hip Pack, standard 561110

PU: 5 packs

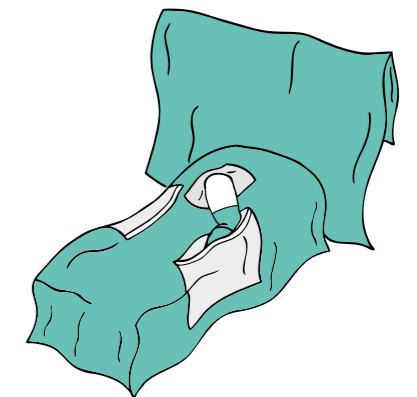
Cont. and sequence	Size/cm	Qty.	Ref. no.
Plain drape – table cover (wrap)	150 x 180	1	808821
Mayo stand cover	80 x 145	1	547714
Hand towels	20 x 25	4	-/-
Plain drape, 2-ply	75 x 90	1	508824
Plain drape	150 x 180	1	508801
Stockinette, 2-ply	35 x 120	1	583311
OR tape, film	11 x 50	2	591150
Split sheet, U=7.5 x 100 cm	200 x 260	1	528805
Adhesive drape	175 x 300	1	538808



Hip Drape T-Form 518890-9

Description	Size/cm
Hip drape T-form, with Ø 20 cm elastic aperture with adhesive zone and 2 integral pouches 80 x 100 cm	280/225 x 390

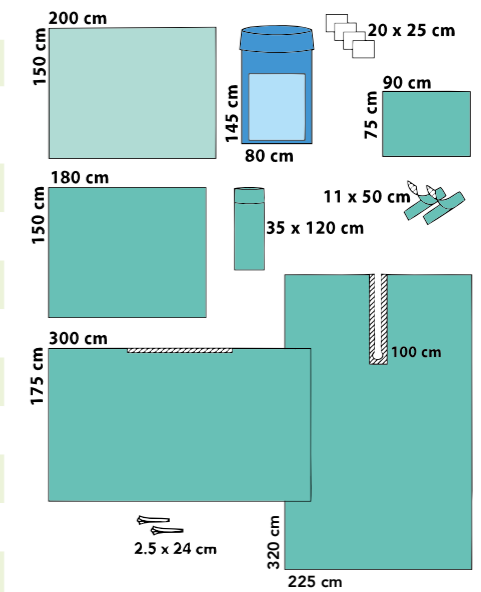
Only available as a non-sterile pack component



Hip Pack, Super S- special production 564174

PU: 5 packs

Cont. and sequence	Size/cm	Qty.	Ref. no.
Plain drape – table cover (wrap)	150 x 200	1	808869
Mayo stand cover super	80 x 145	1	547718
Hand towels	20 x 25	4	-/-
Plain drape, 2-ply	75 x 90	1	508824
Plain drape	150 x 180	1	508801
Stockinette, 2-ply	35 x 120	1	583311
OR tapr, elastic	11 x 50	2	591151
Split sheet, U = 7,5 x 100 cm	225 x 320	1	528808
Adhesive drape	175 x 300	1	538808
Velcro strip	2/2.5 x 25	1	592525

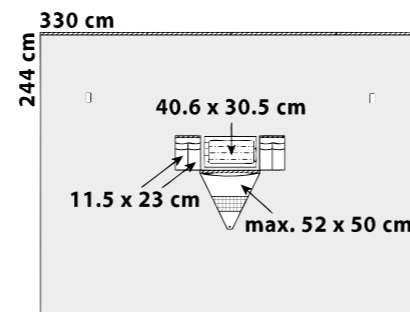
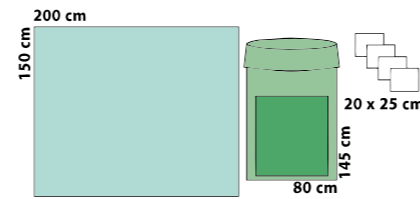


Vertical Isolation Drapes and Packs

Vertical Isolation Drape Pack 1 563696

PU: 20 packs

Cont. and sequence	Size/cm	Qty.	Ref. no.
Plain drape – table cover (wrap)	150 x 200	1	808869
Mayo stand cover	80 x 145	1	547714
Hand towels	25 x 20	4	-/-
Vertical isolation drape	330 x 244	1	556610



Vertical Isolation Drape 556610

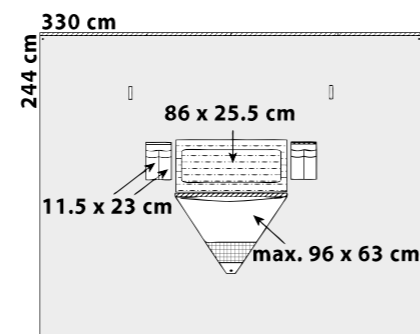
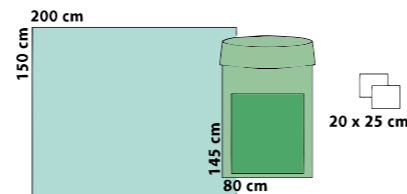
PU: 10 drapes

Description	Size/cm
Vertical isolation drape with 40.6 x 30.5 cm aperture with integral incision film; 2 diathermy pouches and velcro strips; fluid collection pouch with sieve and drainage port; 1.3 x 330 cm adhesive zone	330 x 244

Vertical Isolation Drape Pack 2 563675

PU: 7 packs

Cont. and sequence	Size/cm	Qty.	Ref. no.
Plain drape – table cover (wrap)	150 x 200	1	808869
Mayo stand cover	80 x 145	1	547714
Hand towels	25 x 20	4	-/-
Vertical isolation drape	330 x 244	1	556611



Vertical Isolation Drape 556611

PU: 18 drapes

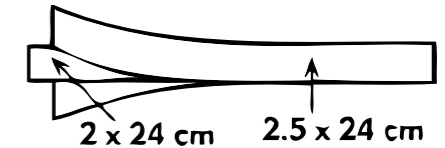
Description	Size/cm
Vertical isolation drape with 86.4 x 25.4 cm aperture with integral incision film; 2 diathermy pouches and velcro strips; fluid collection pouch with sieve and drainage port; 1.3 x 330 cm adhesive zone	330 x 244

Supplementary Products

Velcro Strip 592525

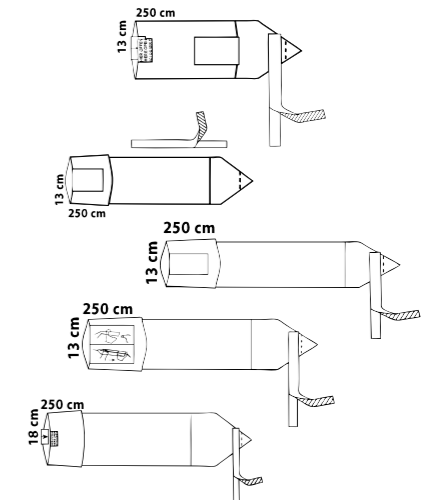
Dispenser, PU: 600 pcs.

Description	Size/cm	Qty./disp.	Ref. no.
OP-velcro strip	2/2.5 x 24	100	592525



Camera Tube Covers dispenser

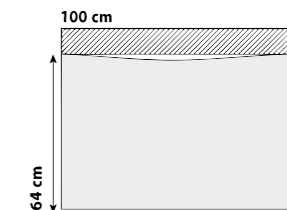
Description	Size/cm	Qty./disp.	Ref. no.
Camera tube cover, reverse PU: 210 covers	13 x 250	35	581322
Camera tube cover, telescopically PU: 192 covers	13 x 250	32	581323
Camera tube cover, telescopically PU: 192 covers	13 x 250	32	581324
Camera tube cover, telescopically PU: 150 covers	13 x 250	25	581325
Camera tube cover, telescopically PU: 90 covers	18 x 250	30	581825



Fluid Collection Pouches

Dispenser, PU: 75 pouches

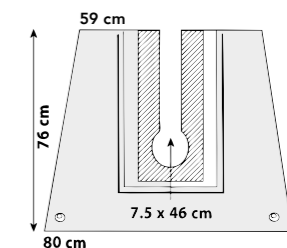
Description	Size/cm	Qty./disp.	Ref. no.
For hip procedures	64 x 100	25	588010



Fluid Collection Pouches for Arthroscopies

Dispenser, PU: 50 pouches

Description	Size/cm	Qty./disp.	Ref. no.
Shoulder, with U = 7.5 x 46 cm adhesive and 2 drainage ports	59/80 x 76	25	589978



Supplementary Products

Elastic Inlets, non-sterile

Description	Size/cm	Qty.	Ref. no.
Aperture Ø 7 cm, central PU: 1.000 pcs.	25 x 40	100	582540-9
Aperture Ø 7 cm, central PU: 500 pcs.	40 x 40	50	584040-9

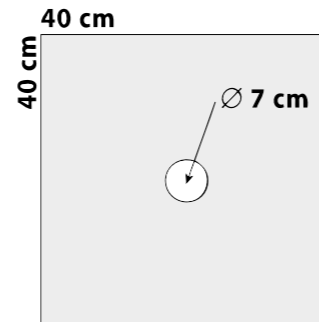


Image Intensifier Covers

Dispenser, PU: 105 pcs.

Description	Size/cm	Qty./disp.	Ref. no.
with drawstring	75 x 65	35	587565 delete

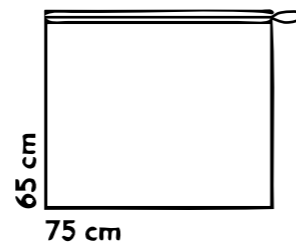
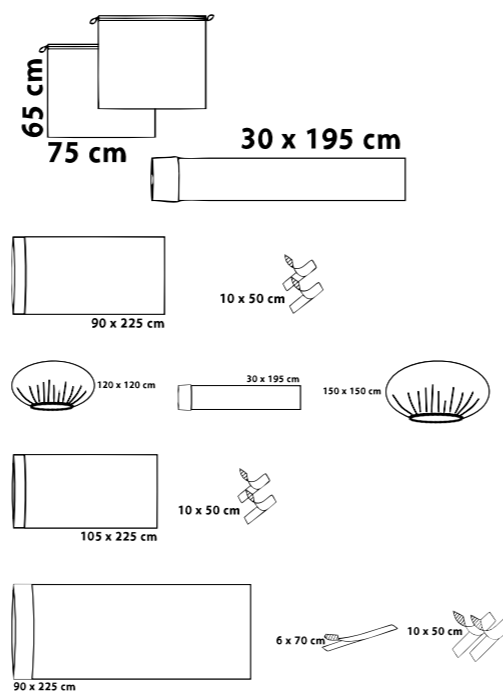


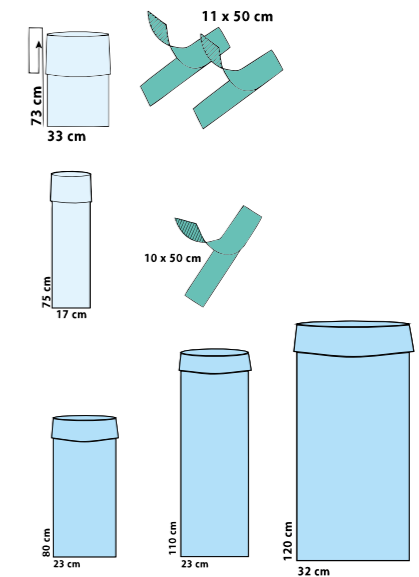
Image Intensifier Covers and Packs

Description	Qty./disp.	Ref. no.
Pack 1, for Philips equipment, 3-part PU: 54 packs	18	565803
Pack 2, for Siemens equipment, 1-part with 2 tapes PU: 30 packs	10	565804
Pack 3, for Philips BV29 equipment, 3-part PU: 24 packs	24	565805
Pack 4, for Siemens ISO-C, 1-part with 2 OR tapes PU: 50 packs	50	565851
Pack 5, for Siemens equipment, 1-part with 3 OR tapes PU: 30 packs	S- special production 10	565856



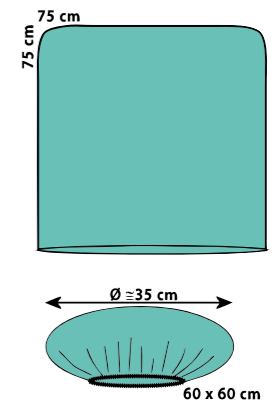
Stockinettes dispenser

Description	Size/cm	Qty./disp.	Ref. no.
2-ply + 2 film tapes PU: 120 stockinettes	35 x 73	40	583355
2-ply + 2 film tapes PU: 75 stockinettes	35 x 120	25	583311
2-ply + special tapes PU: 180 stockinettes	17 x 75	60	588827
US model PU: 150 stockinettes	23 x 80	25	580001
US model PU: 90 stockinettes	23 x 110	15	580002
US model PU: 51 stockinettes	32 x 120	17	580003



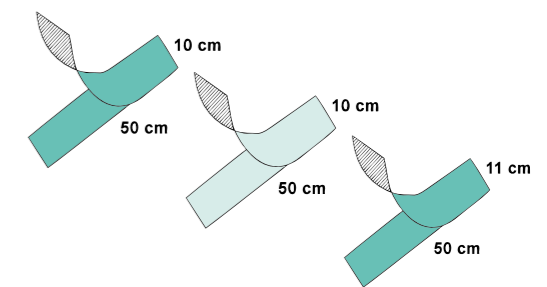
Stool Covers dispenser

Description	Size/cm	Qty./disp.	Ref. no.
Mediwell super, 2-ply PU: 90 covers	75 x 75	15	588875
Mediwell super, 2-ply elastified PU: 210 covers	60 x 60	35	588860



OR Tapes dispenser

Description	Size/cm	Qty./disp.	Ref. no.
non-woven, standard PU: 780 tapes	10 x 50	130	591050
non-woven, elastic PU: 750 tapes	10 x 50	125	591151
film PU: 660 tapes	11 x 50	110	591150



Urology



Indication adapted solutions for urology.

A wide product range is available in different varieties and material qualities for transurethral interventions up to operations with DaVinci robots or other MIC methods.

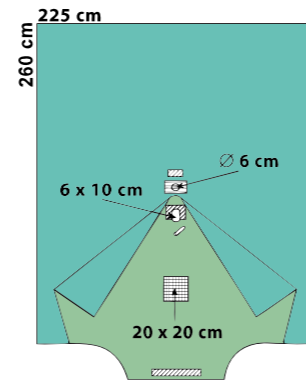


Urology Drapes

TUR Drape with leggings and sieve 558882

PU: 16 drapes

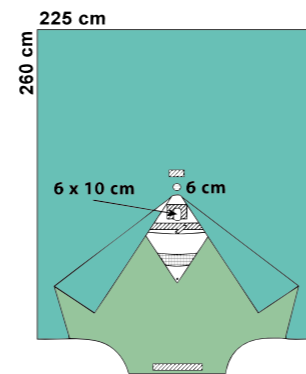
Description	Size/cm
TUR drape with 6 x 10 cm aperture, adhesive, with sieve, finger cot and Ø 6 cm suprapubic aperture with incision film	225 x 260



TUR Drape with leggings and fluid collection pouch 558892

PU: 12 drapes

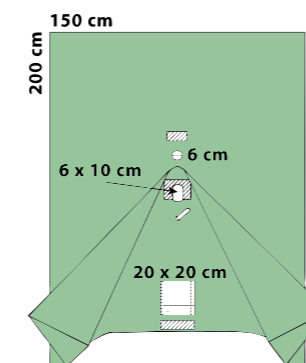
Description	Size/cm
TUR drape with 6 x 10 cm adhesive aperture; with fluid collection pouch with sieve, finger cot and drainage port; Ø 6 cm suprapubic aperture with incision film	225 x 260



TUR Drape "small" with leggings and sieve 558862

PU: 30 drapes

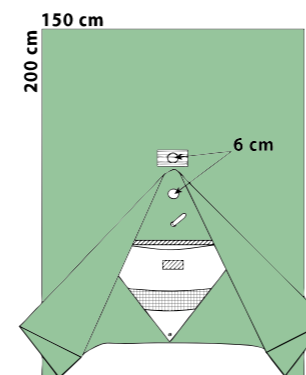
Description	Size/cm
TUR drape, 2-ply, with 6 x 10 cm aperture, adhesive, with sieve, finger cot and suprapubic aperture Ø 6 cm with incision film	150 x 200



TUR Drape "small" with leggings and fluid collection pouch 559015-9

Description	Size/cm
TUR drape 2-ply, with Ø 6 cm non-adhesive aperture; with finger cot, large fluid collection pouch with sieve and drainage port, Ø 6 cm suprapubic aperture with incision film	150 x 200

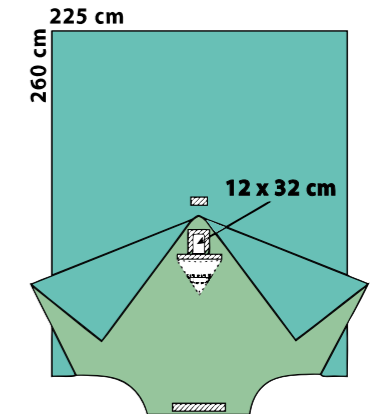
Only available as a non-sterile pack component



GYN-TVT Drape with leggings 559050-9

Description	Size/cm
GYN-TVT drape, 12/13 x 32 cm aperture, adhesive, with fluid collection pouches with sieve and drainage port	225 x 260

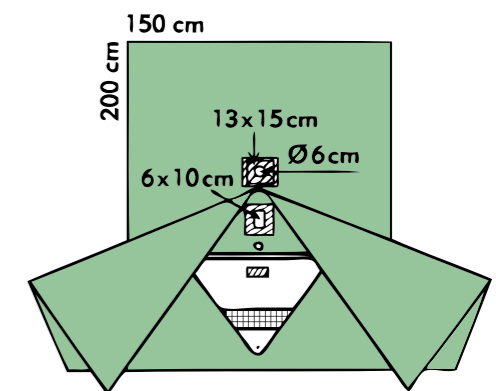
Only available as a non-sterile pack component



Universal Urology Drape 559086-9

Description	Size/cm
Urology drape 2-ply, with 6 x 10 cm aperture, adhesive, with finger cot, fluid collection sieve and drainage port, suprapubic aperture 15 x 13 cm with fenestrated incision film	150 x 200

Only available as a non-sterile pack component



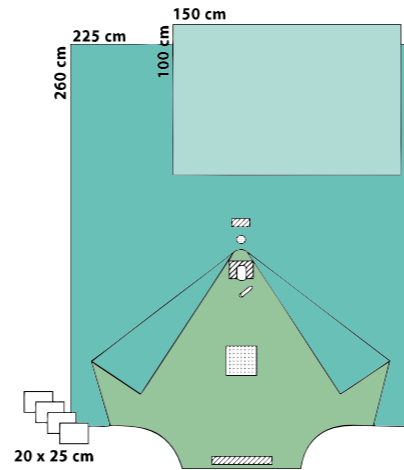
Urology Packs

TUR Pack, standard

561202

PU: 14 packs

Cont. and sequence	Size/cm	Qty.	Ref. no.
Plain drape – table cover (wrap)	100 x 150	1	808823
Hand towels	20 x 25	4	-/-
TUR drape with 6 x 10 cm adhesive aperture; with sieve, finger cot and Ø 6 cm suprapubic aperture with incision film	225 x 260	1	558882

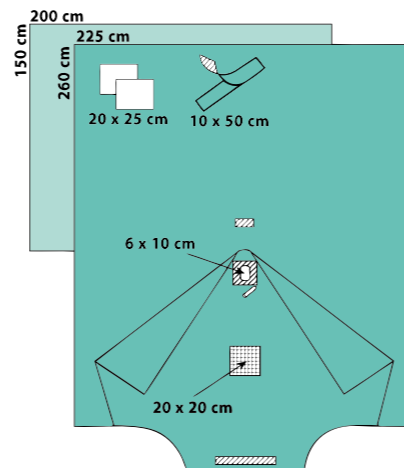


TUR Pack 2

564257

PU: 14 packs

Cont. and sequence	Size/cm	Qty.	Ref. no.
Plain drape – table cover (wrap)	150 x 200	1	808869
Hand towels	20 x 25	2	-/-
OR tape	10 x 50	1	591050
TUR drape with 6 x 10 cm adhesive aperture; with sieve and finger cot	225 x 260	1	559011



Particularity: with larger back table cover, TUR drape without suprapubic aperture

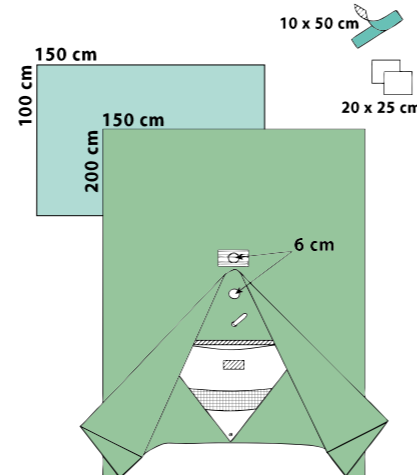
not in the print catalogue

TUR Pack with fluid collection pouch

564226

PU: 20 packs

Cont. and sequence	Size/cm	Qty.	Ref. no.
Plain drape – table cover (wrap)	100 x 150	1	808823
Hand towels	20 x 25	2	-/-
OR tape	10 x 50	1	591050
TUR drape 2-ply, with Ø 6 cm non-adhesive aperture; with finger cot, large fluid collection pouch with sieve and drainage port, Ø 6 cm suprapubic aperture with incision film	150 x 200	1	559015

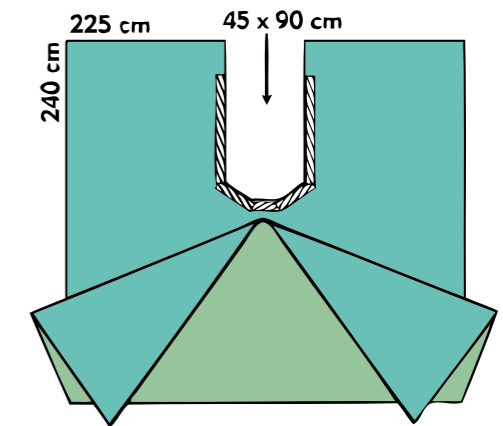


Split Sheets/DaVinci Drape

Split Sheet with leggings

528876-9

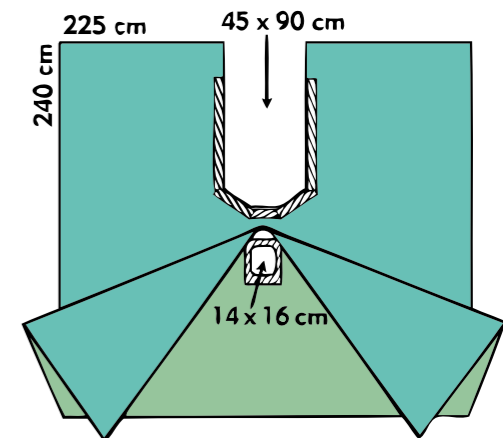
Description	Size/cm
Split sheet with U-slit 45 x 90 cm, adhesive with leggings	225 x 240
Only available as a non-sterile pack component	
In combination with an adhesive drape it is possible to create a variable incision area	



Split Sheet with rectal aperture and leggings

528877-9

Description	Size/cm
Split sheet with U-slit 45 x 90 cm, adhesive with leggings and rectal aperture 14 x 16 cm	225 x 240
Only available as a non-sterile pack component	
In combination with an adhesive drape it is possible to create a variable incision area	

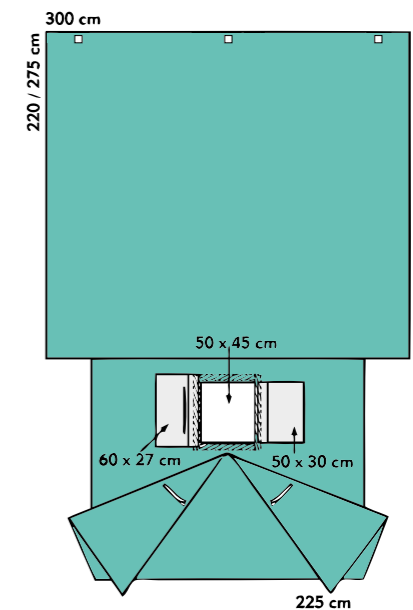


DaVinci Drape, T-Form

558874-9

Description	Size/cm
T-form, OR aperture 45 x 50 cm, adhesive, with leggings, MIS diathermy pouch 50 x 30 cm, diathermy pouch 60 x 27 cm and 2 velcro strips	300/225 x 495
Only available as a non-sterile pack component	

For procedures with DaVinci robot or other MIS methods.

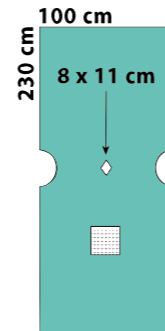


Small Drapes and Packs

TUR Drape 518841

Dispenser, PU: 45 drapes

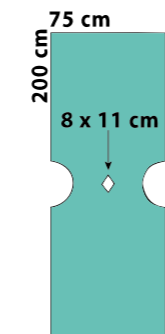
Description	Size/cm	Qty./disp.
TUR drape, 2-ply, \diamond 8 x 11 cm non-adhesive aperture, decentral; with sieve	100 x 230	15



CYST Drape 518842

Dispenser, PU: 66 drapes

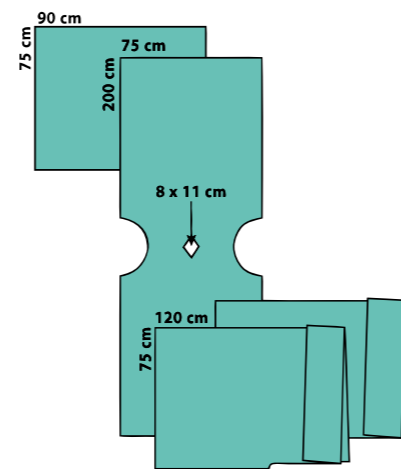
Description	Size/cm	Qty./disp.
CYST drape, 2-ply, \diamond 8 x 11 cm non-adhesive aperture, central	75 x 200	22



CYST Pack 561204

PU: 20 packs

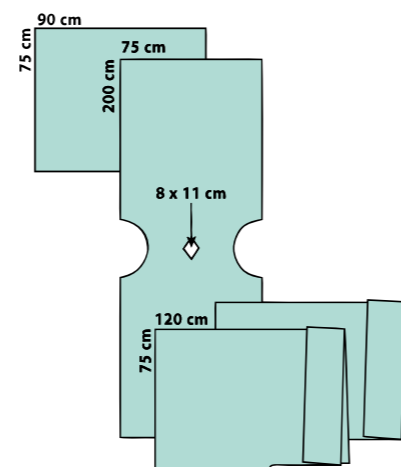
Cont. and sequence	Size/cm	Qty.	Ref. no.
Plain drape, 2-ply	75 x 90	1	508824
CYST drape, 2-ply, \diamond 8 x 11 cm aperture	75 x 200	1	518842
Leggings, 2-ply	75 x 120	2	588812



CYST Pack, aquamarine delete 861204

PU: 20 packs

Cont. and sequence	Size/cm	Qty.	Ref. no.
Plain drape, 2-ply	75 x 90	1	808824
CYST drape, 2-ply, \diamond 8 x 11 cm aperture	75 x 200	1	818842
Leggings, 2-ply	75 x 120	2	888812

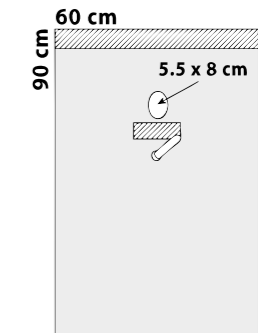


Supplementary Products

Rectal Shield 516601

Dispenser, PU: 228 drapes

Description	Size/cm	Qty./disp.
Rectal shield with finger cot and adhesive zones	60 x 90	38



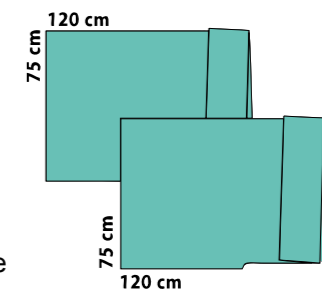
TUR Gown

Description	Length/cm	PU.	Ref. no.
Non-woven yoke area	L/XL = 140	26	464455
Non-woven yoke area	XL = 150	26	464428



Leggings dispenser

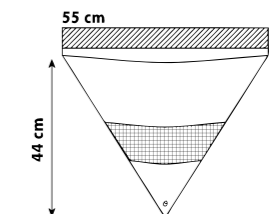
Description	Length/cm	Qty./disp.	Ref. no.
Mediwell super 2-ply PU: 60 pairs	50 x 110	10 pairs	588811
Mediwell super 2-ply PU: 36 pairs	75 x 120	12 pairs	588812
aquamarine 2-ply PU: 30 pairs	75 x 120	10 pairs	888812 X delete



Fluid Collection Pouch, adhesive 589901

Dispenser, PU 50 pouches

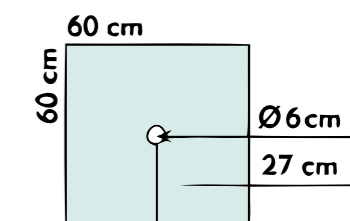
Description	Length/cm	Qty./disp.
with sieve and drainage port	55 x 50	25



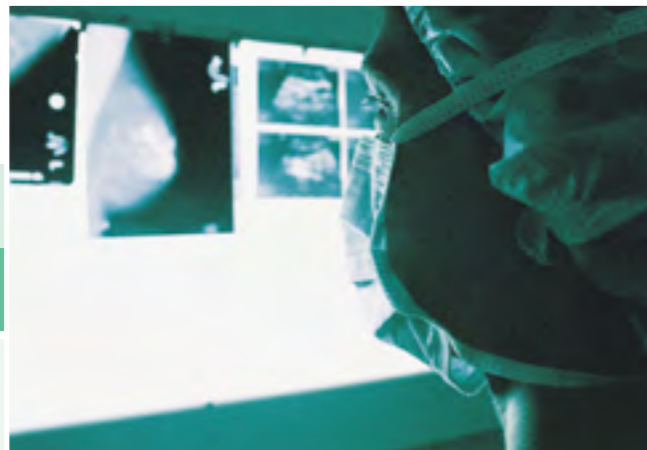
Split Aperture Drape 520057-9

Description	Length/cm
Split aperture drape Mediwell 2-ply aperture \varnothing 6 cm, central, slit 27 cm	60 x 60

Only available as a non-sterile pack component



Gynaecology



For the special requirements in gynaecology our product range includes a selection of drapes and packs for vaginal and abdominal interventions. Our C-section drapes are especially adapted to the anatomy of expectant mothers and are suitable for various positions.

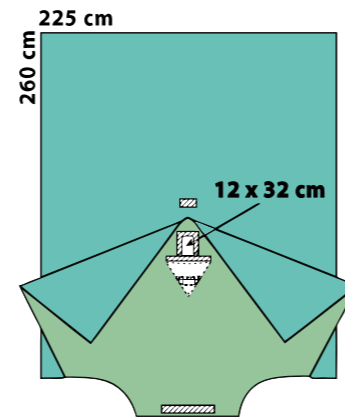
Different drape variations are available for outpatient interventions, as well as for laparoscopically assisted vaginal hysterectomies.



GYN Drape and Pack

GYN/TVT Drape with leggings 559050-9

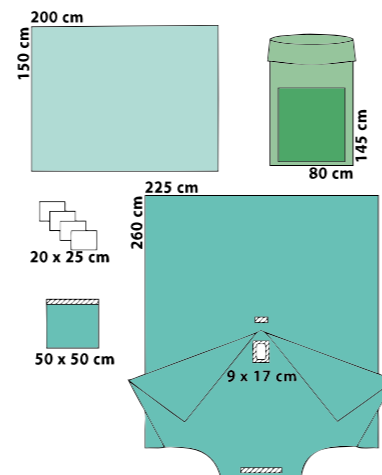
Description	Size/cm
GYN/TVT drape, 12/13 x 32 cm aperture, adhesive, with fluid collection pouch with sieve and drainage port	225 x 260
Only available as a non-sterile pack component	



GYN Pack, standard 561207

PU: 12 packs

Cont. and sequence	Size/cm	Qty.	Ref. no.
Plain drape – table cover (wrap)	150 x 200	1	808869
Mayo stand cover	80 x 145	1	547714
Hand towels	20 x 25	4	-/-
Adhesive drape, 2-ply	50 x 50	1	538822
GYN drape with leggings, 9 x 17 cm aperture, adhesive	225 x 260	1	558881

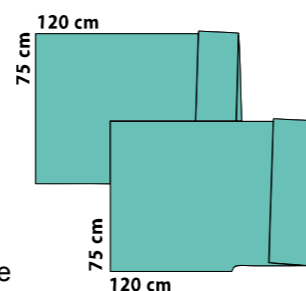


Leggings dispenser

not in the print catalogue

Description	Length/cm	Qty./disp.	Ref. no.
Mediwell super 2-ply PU: 60 pairs	50 x 110	10 pairs	588811
Mediwell super 2-ply PU: 36 pairs	75 x 120	12 pairs	588812
aquamarine 2-ply PU: 30 pairs	75 x 120	10 pairs	888812

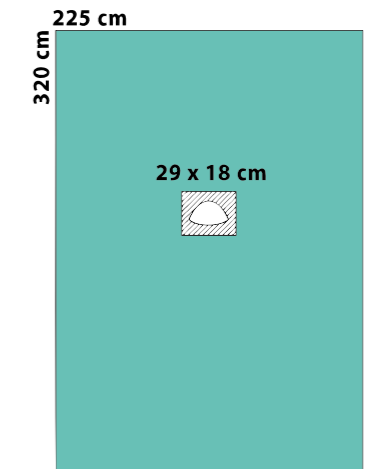
✗ delete



Pfannenstiel Drape and Pack

Pfannenstiel Drape 558807
S- special production
PU: 14 drapes

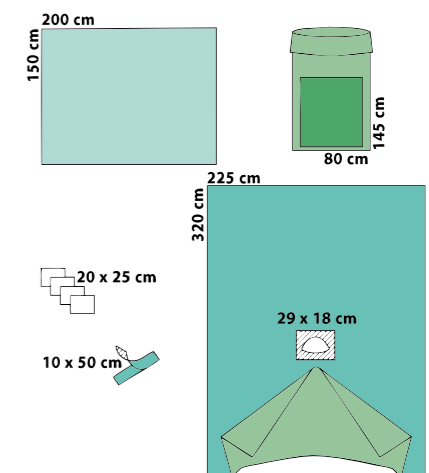
Description	Size/cm
Pfannenstiel drape, 18 x 29 cm aperture, adhesive	225 x 320



Pfannenstiel Pack, standard 561208

PU: 8 packs

Cont. and sequence	Size/cm	Qty.	Ref. no.
Plain drape – table cover (wrap)	150 x 200	1	808869
Mayo stand cover	80 x 145	1	547714
Hand towels	20 x 25	4	-/-
OR tape	10 x 50	1	591050
Pfannenstiel drape with leggings, 18 x 29 cm aperture, adhesive	225 x 320	1	558883

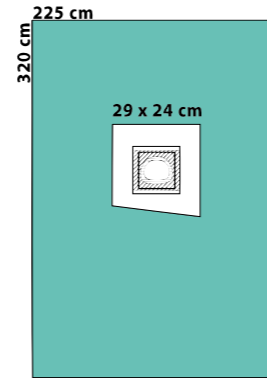


C-Section Drapes and Pack

C-Section Drape **558813**

PU: 12 drapes

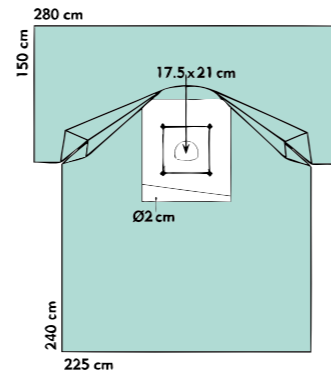
Description	Size/cm
C-section drape with adhesive 29 x 24 cm aperture; with 360° fluid collection pouch with aperture incision film and drainage port	225 x 320



~~C-Section Drape T-Form~~ delete **859122-9** aquamarine

Description	Size/cm
T-form, adhesive 37 x 37 cm aperture; with 360° fluid collection pouch with 17.5 x 21 cm aperture incision film and integral cable/tube holder	280/225 x 300

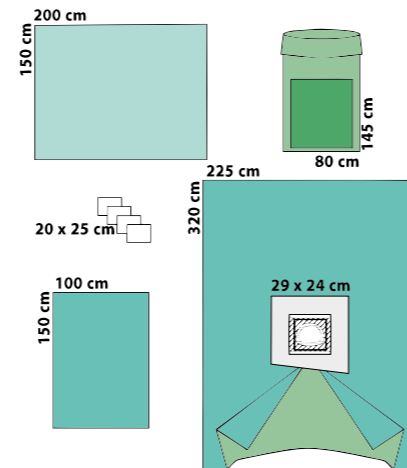
Only available as a non-sterile pack component



C-Section Pack, standard **561206**

PU: 7 packs

Cont. and sequence	Size/cm	Qty.	Ref. no.
Plain drape – table cover (wrap)	150 x 200	1	808869
Mayo stand cover	80 x 145	1	547714
Hand towels	20 x 25	4	-/-
Sectio drape with leggings, with 24 x 29 cm aperture, adhesive, with 360° fluid collection pouch with aperture incision film and drainage port	225 x 320	1	558893
Baby sheet, 2-ply	100 x 150	1	508823



C-Section Drape with leggings **558893**

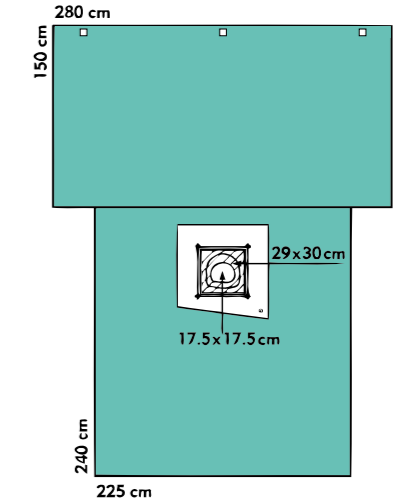
PU: 10 drapes

Description	Size/cm
C-section drape with leggings, 29 x 24 cm aperture, adhesive; with 360° fluid collection pouch with aperture incision film and drainage port	225 x 320

C-Section Drape T-Form **559057-9**

Description	Size/cm
C-section drape in T-form, anaesthesia part with double film thickness, 3 integral adhesive strips to fix; aperture 29 x 30 cm, fluid collection pouch with aperture incision film and drainage port	280/225 x 390

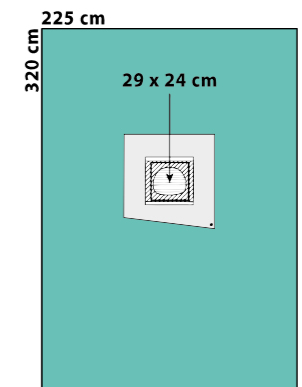
Only available as a non-sterile pack component



C-Section Drape **558942-9**

Description	Size/cm
C-section drape with adhesive 29 x 24 cm aperture, with 360° fluid collection pouch incision film and drainage port	225 x 320

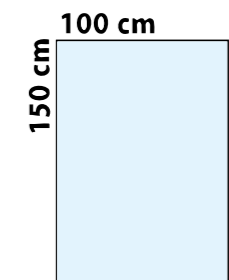
Only available as a non-sterile pack component



Baby Sheet Mediwell soft **585764**

Dispenser, PU: 78 drapes

Description	Size/cm	Qty./disp.
Plain drape	100 x 150	26

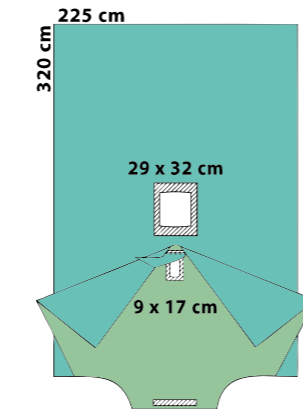


GYN/LAP Drapes

GYN/LAP Drape 558887

PU: 5 drapes

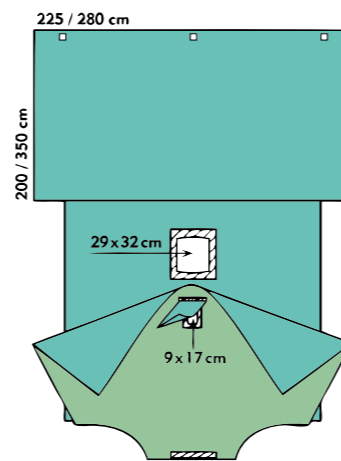
Description	Size/cm
GYN/LAP drape with 29 x 32 cm adhesive aperture; with additional 9 x 17 cm vaginal aperture, adhesive, with protective curtain	225 x 320



GYN/LAP Drape T-Form 559062-9

Description	Size/cm
GYN/LAP-drape T-form, anaesthesia part with double film thickness, 3 integral adhesive strips to fix; aperture 29 x 32 cm, adhesive, with additional vaginal aperture 9 x 17 cm, adhesive, with protective curtain	280/225x 350

Only available as a non-sterile pack component



GYN/LAP Pack not in the print catalogue 561216

PU: 5 packs

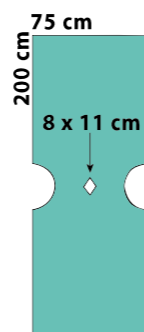
Cont. and sequence	Size/cm	Qty.	Ref. no.
Plain drape – table cover (wrap)	150 x 200	1	808869
Mayo stand cover	80 x 145	1	547714
Hand towels	20 x 25	2	-/-
Velcro strip	2/2.5 x 25	1	592525
GYN/LAP drape (description see above)	225 x 320	1	559062

Small Drapes

CYST Drape 518842

Dispenser, PU: 66 drapes

Description	Size/cm	Qty./disp.
CYST drape, 2-ply, ◊ 8 x 11 cm aperture, central	75 x 200	22

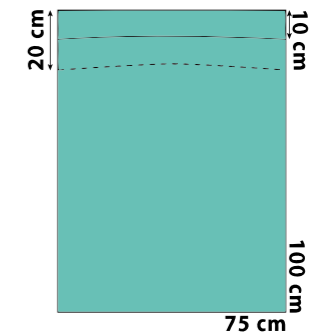


Small Drapes

Under Buttocks Drape 508887

Dispenser, PU: 90 drapes

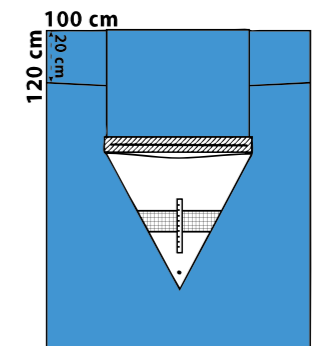
Description	Size/cm	Qty./disp.
Under buttocks drape, 2-ply with 20 cm turn-up	75 x 100	30



Under Buttocks Drape 506667

Dispenser, PU: 45 drapes

Description	Size/cm	Qty./disp.
Under buttocks drape, Colordrape, with 20 cm turn-up, 54 x 43 cm non-woven reinforcement and fluid collection pouch with scale, sieve and drainage port	100 x 120	15

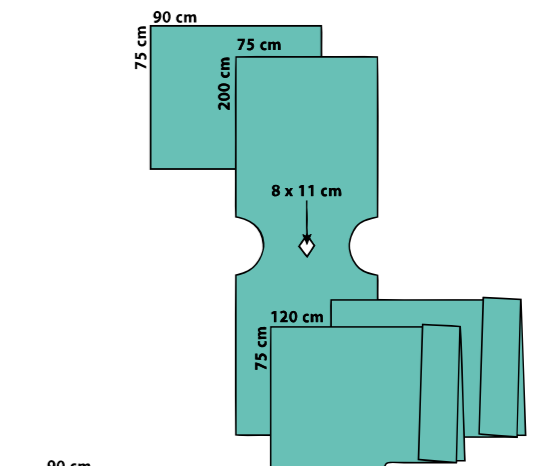


print version, leggings included on this page

CYST Pack 561204

PU: 20 packs

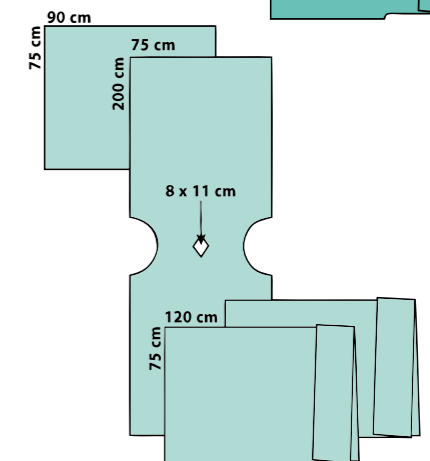
Cont. and sequence	Size/cm	Qty.	Ref. no.
Plain drape, 2-ply	75 x 90	1	508824
CYST drape, 2-ply, ◊ 8 x 11 cm aperture, central	75 x 200	1	518842
Leggings, 2-ply	75 x 120	2	588812



~~**CYST Pack, aquamarine 861204**~~

PU: 20 packs

Cont. and sequence	Size/cm	Qty.	Ref. no.
Plain drape, 2-ply	75 x 90	1	808824
CYST drape, 2-ply, ◊ 8 x 11 cm aperture	75 x 200	1	818842
Leggings, 2-ply	75 x 120	2	888812



Neurosurgery, ENT, OMS, Ophthalmology



The innovative neurosurgery drapes have a reinforced incision area and generous fluid collection pouch allows an effective fluid management.

The turban drape can be flexibly used in face surgery. Special eye and ENT drapes offer a user-friendly solution.

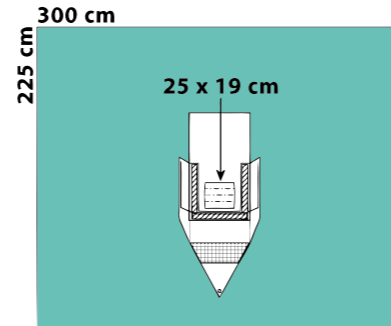


Neurosurgery Drapes for cranial procedures

Neurosurgery Drape, standard 558845

PU: 14 drapes

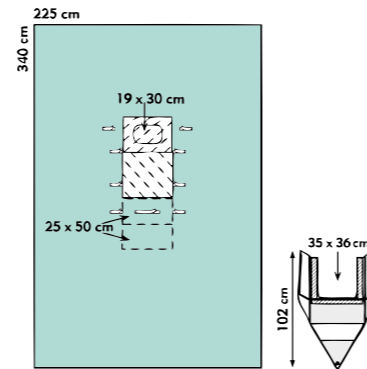
Description	Size/cm
Neurosurgery drape, 2-ply, with 25 x 20.5 cm aperture, with integral 48 x 80 cm incision film, partially as a reinforcement with fluid collection pouch with sieve and drainage port	300 x 225



Neurosurgery Drape, aquamarine delete 859140-9

Description	Size/cm
Neurosurgery drape, aquamarine 3-ply, with anti-slipping reinforcement, 30 x 19 cm aperture, with integral 50 x 80 cm incision film, partially as a reinforcement, 9 velcro strips. Separate: fluid collection pouch with sieve and drainage port	340 x 225

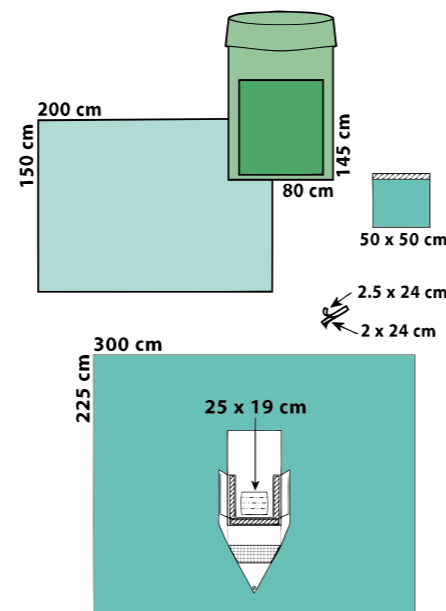
Only available as a non-sterile pack component



Craniotomy Pack not in the print catalogue 564372

PU: 12 packs

Cont. and sequence	Size/cm	Qty.	Ref. no.
Plain drape – table cover (wrap)	150 x 200	1	808869
Mayo stand cover	80 x 145	1	547714
Adhesive drape	50 x 50	1	538822
Velcro strip	2/2.5 x 25	1	592525
Neurosurgery drape, 2-ply, with 25 x 20.5 cm aperture, with integral 48 x 80 cm incision film, partially as a reinforcement with fluid collection pouch with sieve and drainage port	300 x 225	1	558845

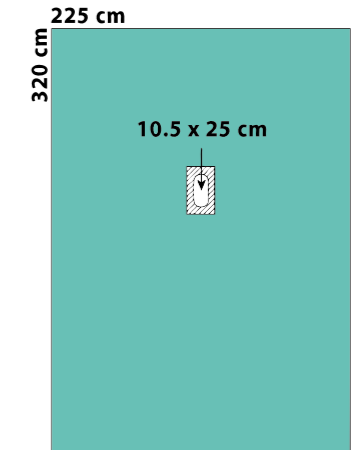


Laminectomy Drapes for spinal procedures

Laminectomy Drape 558808

PU: 12 drapes

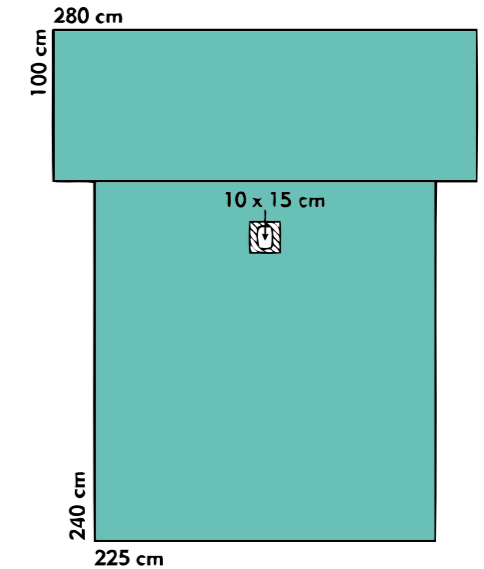
Description	Size/cm
Laminectomy drape, 10.5 x 25 cm aperture, decentral, adhesive	225 x 320



Laminectomy Drape T-Form 559085-9

Description	Size/cm
Laminectomy drape, T-form, aperture 10 x 15 cm, decentral, adhesive	280/225 x 340

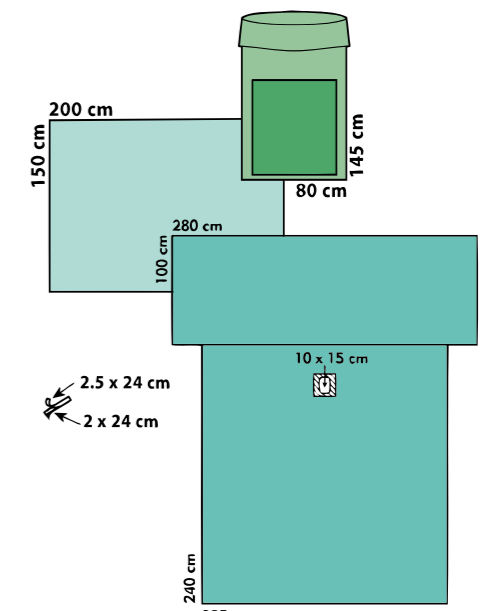
Only available as a non-sterile pack component



Laminectomy Pack delete 563992

PU: 14 packs

Cont. and sequence	Size/cm	Qty.	Ref. no.
Plain drape – table cover (wrap)	150 x 200	1	808869
Mayo stand cover	80 x 145	1	547714
Velcro strip	2/2.5 x 25	1	592525
Laminectomy drape, T-form, aperture 10 x 15 cm, decentral, adhesive	280/225 x 340	1	559085

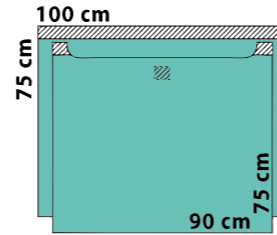


Turban Drape

Turban Drape 538919

Dispenser, PU: 50 drapes

Description	Size/cm	Qty./disp.
Turban drape, 3-ply, 2-part, with adhesive areas	100/90 x 75	50

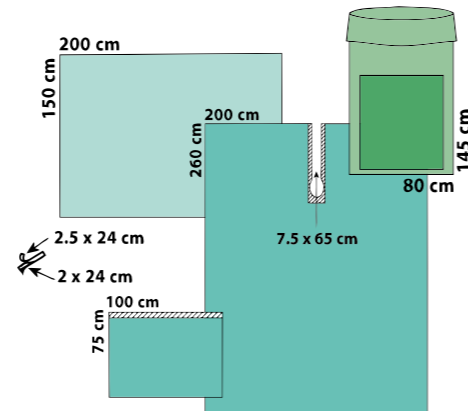


ENT Drapes

ENT Pack delete 563956

PU: 14 packs

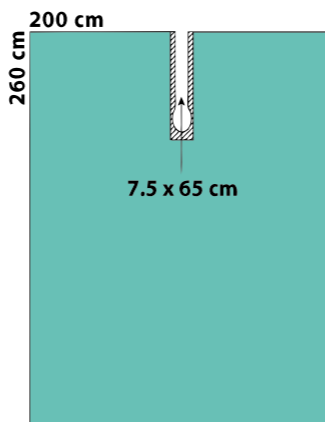
Cont. and sequence	Size/cm	Qty.	Ref. no.
Plain drape – table cover (wrap)	150 x 200	1	808869
Mayo stand cover	80 x 145	1	547714
Velcro strip	2/2.5 x 25	1	592525
Adhesive drape	75 x 100	1	538811
Split sheet U= 7,5 x 65 cm	200 x 260	1	528815



Paediatrics/ENT Split Sheet 528815

PU: 14 drapes

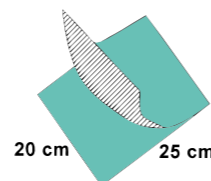
Description	Size/cm
Split sheet with 7.5 x 65 cm U-slit and special adhesive for sensitive skin	200 x 260



OR Tape 592025

Dispenser, PU: 420 tapes

Description	Size/cm	Qty./disp.
Non-woven, standard, adhesive layer impermeable to fluids	20 x 25	70

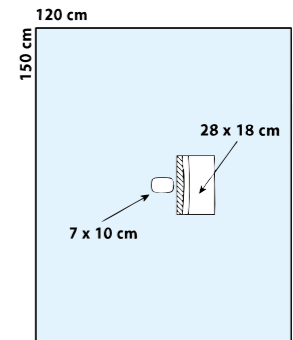


Eye Drapes

Eye Drape 585701

Dispenser, PU: 60 drapes

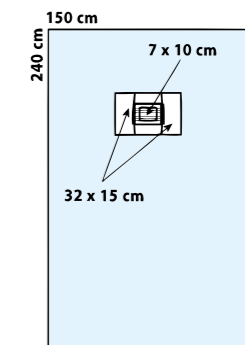
Description	Size/cm	Qty./disp.
Eye drape, Mediwell soft, with 10 x 7 cm aperture with integral incision film and fluid collection pouch with pliable metal strip	120 x 150	20



~~Eye Drape~~ delete **585703**

Dispenser, PU: 30 drapes

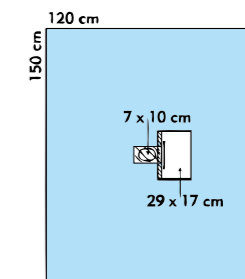
Description	Size/cm	Qty./disp.
Eye drape, Mediwell soft, with 10 x 7 cm aperture with dual fluid collection pouch with pliable metal strips and integral incision film	150 x 240	10



Eye Drape 585731

Dispenser, PU: 70 drapes

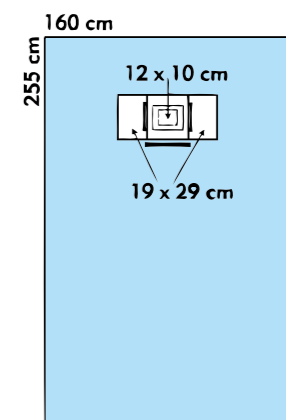
Description	Size/cm	Qty./disp.
Eye drape, Mediwell light, with 10 x 7 cm aperture, central, with integral incision film and fluid collection pouch with pliable metal strip	120 x 150	35



Eye Drape 555751

Dispenser, PU: 24 drapes

Description	Size/cm	Qty./disp.
Eye drape, Mediwell light, with 12 x 10 cm aperture, with dual fluid collection pouch with pliable metal strips and 2 nose strips	160 x 255	12

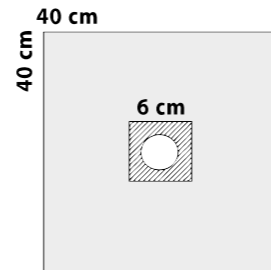


Eye Drapes

Aperture Drape, Filmdrape 556601

Dispenser, PU: 840 drapes

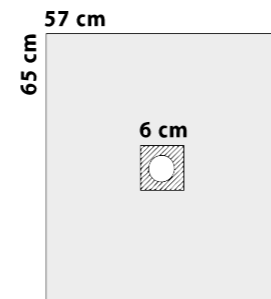
Description	Size/cm	Qty./disp.
Ø 6 cm aperture, adhesive	40 x 40	140



Aperture Drape, Filmdrape 556602

Dispenser, PU: 480 drapes

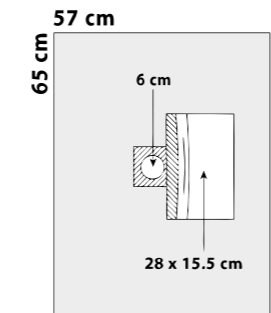
Description	Size/cm	Qty./disp.
Ø 6 cm aperture, adhesive	57 x 65	80



Eye Drape, Filmdrape 556652

Dispenser, PU: 150 drapes

Description	Size/cm	Qty./disp.
Ø 6 cm aperture, adhesive, with fluid collection pouch with pliable metal strip	57 x 65	50

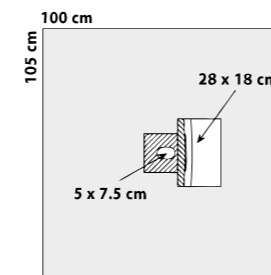


S- production on demand

Eye Drape, Filmdrape 586601

Dispenser, PU: 120 drapes

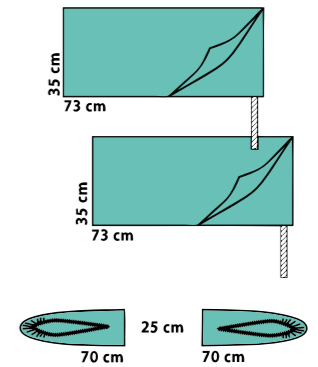
Description	Size/cm	Qty./disp.
Aperture 7.5 x 5 cm, adhesive, with fluid collection pouch with pliable metal strip	100 x 105	40



Supplementary Products

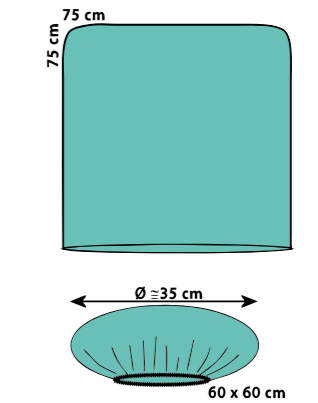
Armrest Covers dispenser Mediwell super, 2-ply

Description	Size/cm	Qty./disp.	Ref. no.
with integral tape strip PU: 90 pairs	35 x 73	15 pairs	583573
elastified PU: 60 pairs	25 x 70	20 pairs	583574



Stool Cover dispenser

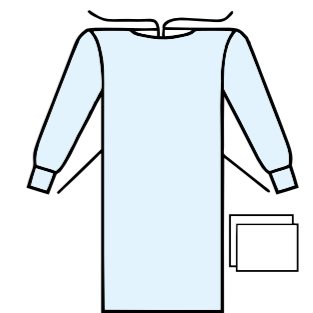
Description	Size/cm	Qty./disp.	Ref. no.
Mediwell super, 2-ply PU: 90 covers	75 x 75	15	588875
Mediwell super, 2-ply elastified PU: 210 covers	60 x 60	35	588860



Special Tie Gowns/SP for ophthalmology

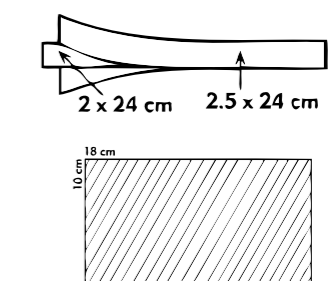
Description	Length/cm	Ref. no.
L	130	464423-9
L/XL	140	464462-9 delete
XL	150	464426-9

Only available as a non-sterile pack component



Accessories dispenser

Description	Size/cm	Qty./disp.	Ref. no.
Velcro strip PU: 600 pcs.	2/2.5 x 24	100	592525
Incision film PU: 900 pcs.	10 x 18	150	591018



Paediatrics



The child as a patient: Our product range includes a paediatric line with very skin-friendly adhesive tapes for the high quality demands of paediatric surgery.

Special extremity and aperture drapes are adapted to the proportions of infants and babies. Furthermore, we offer paediatric universal packs to ensure the best possible care of small patients.



Paediatric Drapes and Pack

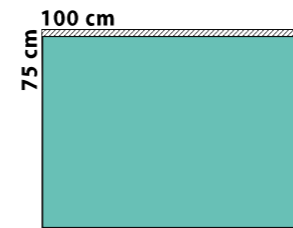
Adhesive Drapes

538914

Mediwell super strong

Dispenser, PU: 120 drapes

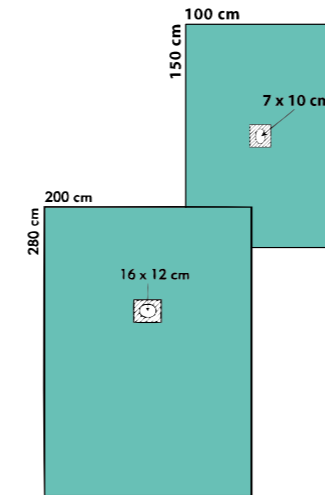
Description	Size/cm	Qty./disp.
with special adhesive, 2.5 x 100 cm	75 x 100	40



Paediatrics Aperture Drapes, adhesive

Mediwell super or Mediwell super strong

Description	Size/cm	Qty.	Ref. no.
7 x 10 cm aperture, 2-ply Dispenser, PU: 75 drapes	100 x 150	25	558974
16 x 12 cm aperture Inliner, PU: 14 drapes	200 x 280	7	558809



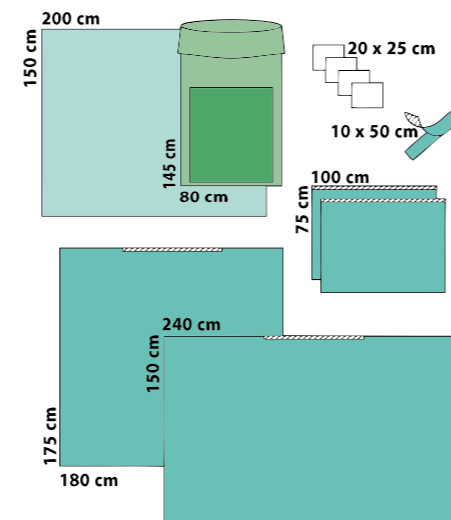
Universal Pack, paediatrics

561007

PU: 7 packs

Cont. and sequence	Size/cm	Qty.	Ref. no.
Plain drape – table cover (wrap)	150 x 200	1	808869
Mayo stand cover	80 x 145	1	547714
Hand towels	25 x 20	4	-/-
OR tape, elastic	10 x 50	1	591151
Side drape	75 x 100	2	538914
Foot drape	175 x 180	1	538916
Head drape	150 x 240	1	538917

Particularity: with special adhesive for sensitive skin and 2.5 cm wide adhesive zones.



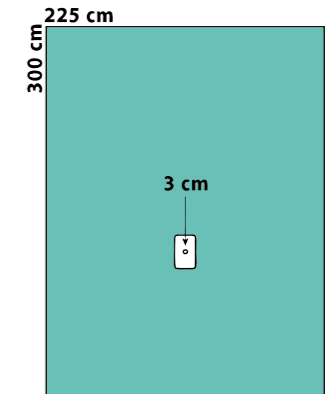
Extremity Drape

518815

Mediwell super strong

PU: 12 drapes

Description	Size/cm
Hand/foot extremity drape, with Ø 3 cm elastic aperture, decentral, for hand/foot or child extremities	225 x 300



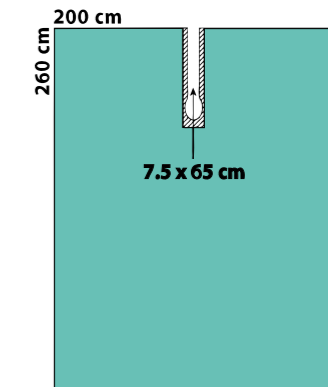
Split Sheet, paediatrics

528815

Mediwell super strong

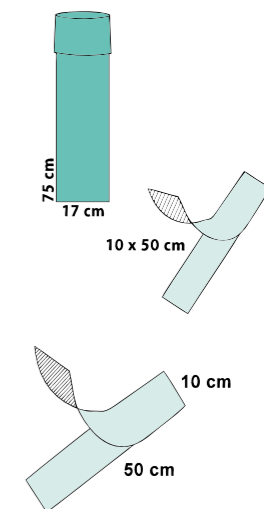
PU: 14 drapes

Description	Size/cm
U=7.5 x 65 cm, adhesive	200 x 260



Accessories dispenser

Description	Size/cm	Qty./disp.	Ref. no.
Child stockinette, 2-ply with OR tape PU: 180 pcs.	17 x 75	60	588827
OR tape, elastic PU: 750 pcs.	10 x 50	125	591151



Day Surgery



Full flexibility combined with highest quality standards: To fulfil the special requirements of day surgeries, we have a wide range of products including various packs and drapes, OR tape and mayo stand covers. This applies not only to general surgery: You can also count on our indication-related and user-friendly solutions in the fields of orthopaedic and traumatologic surgery as well as in gynaecology and urology.



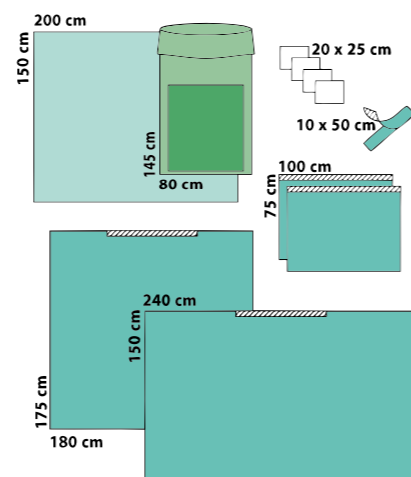
General Surgery

Universal Pack, standard

561088

PU: 7 packs

Cont. and sequence	Size/cm	Qty.	Ref. no.
Plain drape – table cover (wrap)	150 x 200	1	808869
Mayo stand cover	80 x 145	1	547714
Hand towels	25 x 20	4	-/-
OR tape	10 x 50	1	591050
Side drapes	75 x 100	2	538811
Foot drape	175 x 180	1	538806
Head drape	150 x 240	1	538807

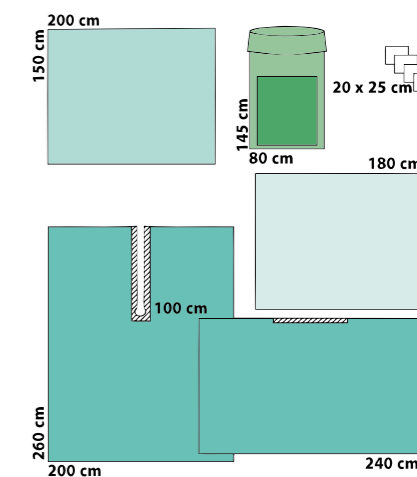


Split Sheet Pack, standard

561112

PU: 7 packs

Cont. and sequence	Size/cm	Qty.	Ref. no.
Plain drape – table cover (wrap)	150 x 200	1	808869
Mayo stand cover	80 x 145	1	547714
Hand towels	25 x 20	4	-/-
Bottom drape, Mediwell, 3-ply	150 x 180	1	501518
Split sheet, U=7.5 x 100 cm	200 x 260	1	528805
Adhesive drape	150 x 240	1	538807

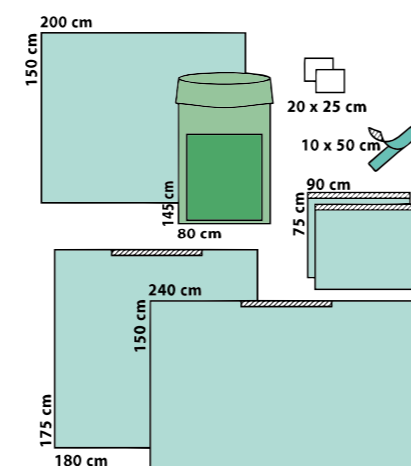


Universal Pack, aquamarine

delete **861088**

PU: 8 packs

Cont. and sequence	Size/cm	Qty.	Ref. no.
Plain drape – table cover (wrap)	150 x 200	1	808869
OR tape	10 x 50	1	591050
Hand towels	25 x 20	2	-/-
Mayo stand cover	80 x 145	1	547714
Side drapes, 2-ply	75 x 90	2	838823
Foot drape	180 x 175	1	838806
Head drape	150 x 240	1	838807

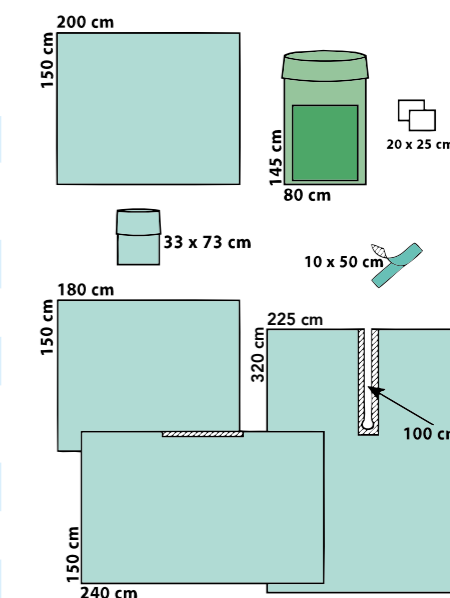


Shoulder Split Sheet Pack, aquamarine

delete **861112**

PU: 7 packs

Cont. and sequence	Size/cm	Qty.	Ref. no.
Plain drape – table cover (wrap)	150 x 200	1	808869
Mayo stand cover	80 x 145	1	547714
Stockinette	33 x 73	1	883355
OR tape, elastic	10 x 50	2	591151
Plain drape, 2-ply, as bottom drape	150 x 180	1	808821
Split sheet, U=7.5 x 100 cm	200 x 260	1	828805
Adhesive drape	150 x 240	1	838807
Hand towels	25 x 20	2	-/-

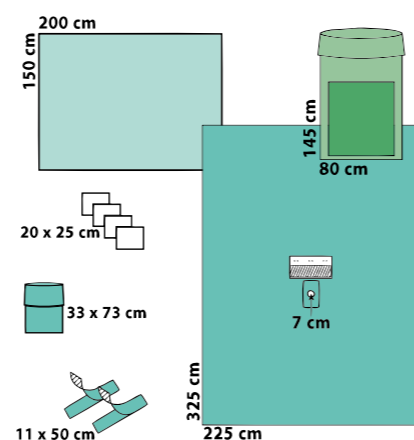


Traumatology and Orthopaedic Surgery

Arthroscopy Pack, standard 1 **561105**

PU: 9 packs

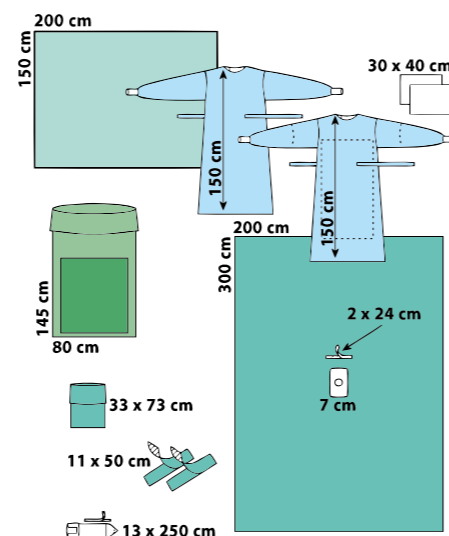
Cont. and sequence	Size/cm	Qty.	Ref. no.
Plain drape – table cover (wrap)	85 x 100	1	808869
Mayo stand cover	80 x 145	1	547714
Hand towels	20 x 25	4	-/-
Stockinette, 2-ply	33 x 73	1	583355
OR tape, film	11 x 50	2	591150
Extremity drape with Ø 7 cm elastic aperture with cable/ tube holder	225 x 325	1	518810



Arthroscopy Pack, standard 3 **563035**

PU: 6 packs

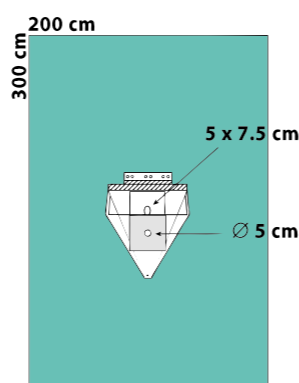
Cont. and sequence	Size/cm	Qty.	Ref. no.
Plain drape – table cover (wrap)	85 x 100	1	808869
Hand towels	30 x 40	2	-/-
OR gown, standard	XL = 150	1	464416
OR gown, reinforced	XL = 150	1	464417
Mayo stand cover	80 x 145	1	547714
Stockinette, 2-ply	33 x 73	1	583355
OR tape, film	11 x 50	2	591150
Camera tube cover, telescopically	13 x 250	1	581323
Extremity drape, 2-ply, with Ø 7 cm elastic aperture, decentral and integral velcro strip	200 x 300	1	518819



Arthroscopy Drape, "small" **518853**

PU: 24 drapes

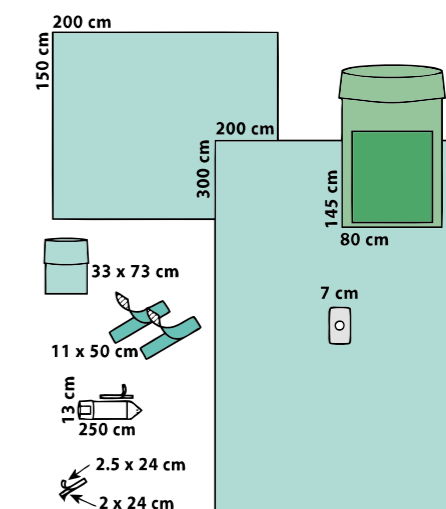
Description	Size/cm
Arthroscopy drape "small", 2-ply, with cable/tube holder and fluid collection pouch with drainage port	200 x 300



Arthroscopy Pack, aquamarine **861122** delete

PU: 10 packs

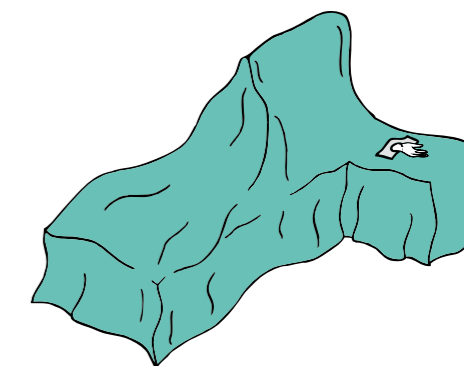
Cont. and sequence	Size/cm	Qty.	Ref. no.
Plain drape – table cover (wrap)	150 x 200	1	808869
Mayo stand cover	80 x 145	1	547714
Stockinette, 2-ply	33 x 73	1	883355
OR tape, film	11 x 50	2	591150
Camera tube cover, telescopically	13 x 250	1	581323
Velcro strip	2/2.5 x 24	1	592525
Extremity drape, with Ø 7 cm elastic aperture	200 x 300	1	818820



Hand Surgery Drape **518844**

PU: 20 drapes

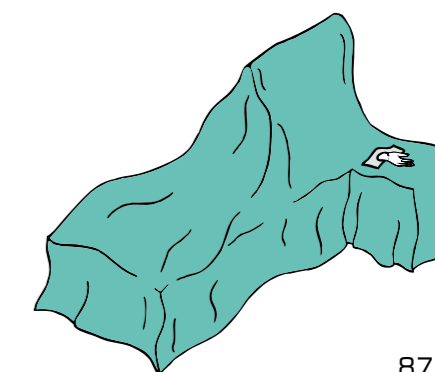
Description	Size/cm
Hand Surgery drape, 2-ply, T-form, with integral arm table cover and elastic aperture Ø 3 cm	360/150 x 330



Hand Surgery Drape **518845**

PU: 20 drapes

Description	Size/cm
Hand surgery drape, 2-ply, T-form, with integral arm table cover and elastic aperture Ø 3 cm	360/160 x 280



Traumatology and Orthopaedic Surgery

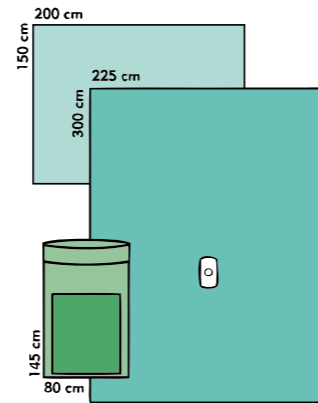
Hand/Foot Pack

564185

PU: 10 packs

Cont. and sequence	Size/cm	Qty.	Ref. no.
Plain drape – table cover (wrap)	150 x 200	1	808869
Mayo stand cover	80 x 145	1	547714
Hand/Foot drape	225 x 300	1	518815

Particularity: with larger back table cover

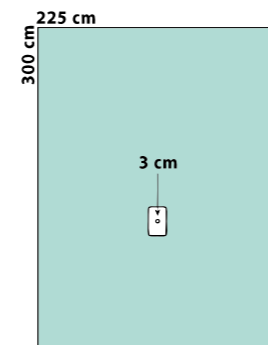


~~**Hand/Foot Pack, aquamarine**~~

~~**818815-9**~~

Description	Size/cm
Extremity drape, 2-ply with Ø 3 cm elastic aperture	225 x 300

Only available as a non-sterile pack component



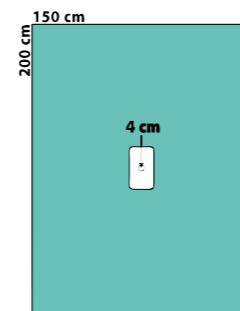
Extremity Drape “small”

518827

Dispenser, PU: 40 drapes

Description	Size/cm	Qty./disp.
Extremity drape, 2-ply with Ø 4 cm elastic aperture	150 x 200	20

For procedures on the distal extremities

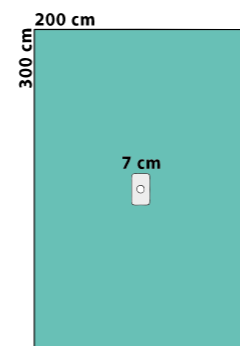


Extremity Drape

518820

PU: 16 drapes

Description	Size/cm
Extremity drape, 2-ply with Ø 7 cm elastic aperture	200 x 300



Aperture Drapes/Packs

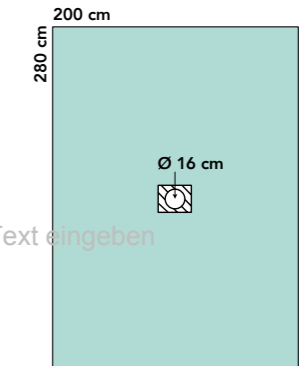
~~**Aperture Drape, aquamarine**~~

~~**859176**~~

PU: 20 drapes

Description	Size/cm
Adhesive aperture Ø 16 cm, central	200 x 280

Hier Text eingeben

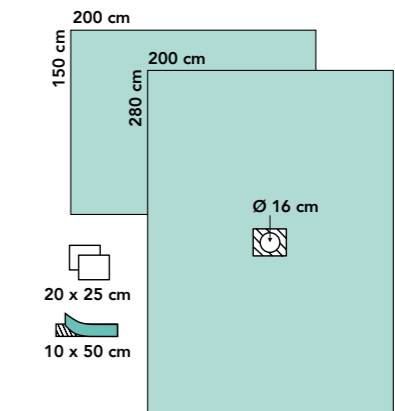


~~**Aperture Drape Pack “small”, aquamarine**~~

~~**864373**~~

PU: 14 packs

Cont. and sequence	Size/cm	Qty.	Ref. no.
Plain drape – table cover (wrap)	150 x 200	1	808869
Hand towels	20 x 25	2	-/-
OR tape, elastic	10 x 50	1	591151
Adhesive aperture Ø 16 cm, central, aquamarine	200 x 280	1	859176

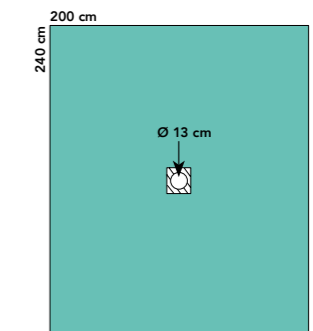


Aperture Drape, Mediwell super strong

559175

PU: 20 drapes

Description	Size/cm
Adhesive aperture Ø 13 cm, central	200 x 240



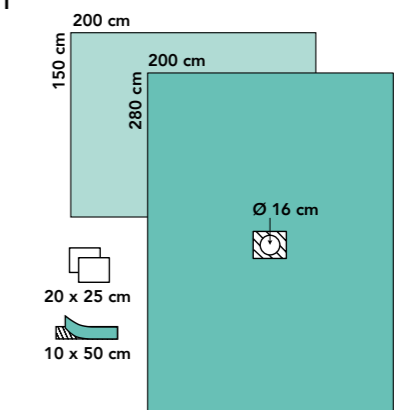
S- special production

Aperture Drape Pack “small”

564373

PU: 14 packs

Cont. and sequence	Size/cm	Qty.	Ref. no.
Plain drape – table cover (wrap)	150 x 200	1	808869
Hand towels	20 x 25	2	-/-
OR tape, elastic	10 x 50	1	591151
Adhesive aperture Ø 13 cm, central	200 x 240	1	559175



Gynaecology/Urology

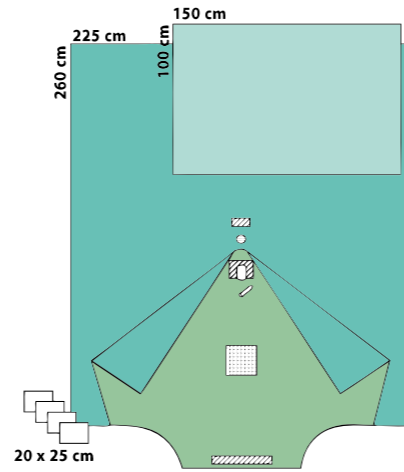
not in the print catalogue on this page

TUR Pack, standard

561202

PU: 14 packs

Cont. and sequence	Size/cm	Qty.	Ref. no.
Plain drape – table cover (wrap)	100 x 150	1	808823
Hand towels	20 x 25	4	-/-
TUR drape with 6 x 10 cm adhesive aperture; with sieve, finger cot and Ø 6 cm supra-pubic aperture with incision film	225 x 260	1	558882

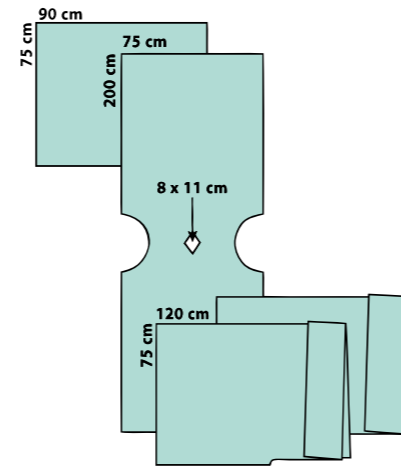


~~CYST Pack, aquamarine~~

delete **861204**

PU: 20 packs

Cont. and sequence	Size/cm	Qty.	Ref. no.
Plain drape, 2-ply	75 x 90	1	808824
CYST drape, 2-ply, ◇ 8 x 11 cm aperture	75 x 200	1	818842
Leggings, 2-ply	75 x 125	2	888812

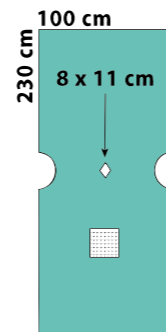


TUR Drape

518841

Dispenser, PU: 45 drapes

Description	Size/cm	Qty./disp.
TUR drape, 2-ply, ◇ 8 x 11 cm non-adhesive aperture, decentral; with sieve	100 x 230	15

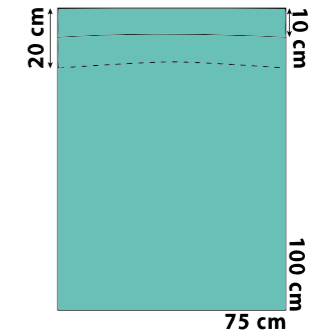


Under Buttocks Drape

508887

Dispenser, PU: 90 drapes

Description	Size/cm	Qty./disp.
Under buttocks drape, 2-ply with 20 cm turn-up	75 x 100	30

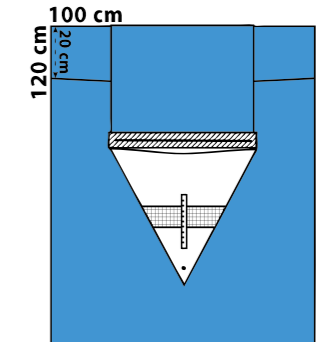


Under Buttocks Drape

506667

Dispenser, PU: 45 drapes

Description	Size/cm	Qty./disp.
Under buttocks drape, Colordrape, with 20 cm turn-up, 54 x 43 cm non-woven reinforcement and fluid collection pouch with scale, sieve and drainage port	100 x 120	15

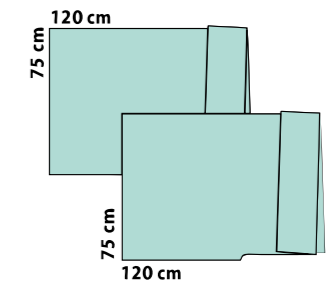


~~Leggings~~

888812 delete

Dispenser, PU: 30 pairs

Description	Length/cm	Qty./disp.
aquamarine 2-ply	75 x 120	10 pairs



Plain Drapes

Mediwell 2-ply	Qty. dispenser or inliner/PU	Size/cm	Ref. no.
	120 / 720	37.5 x 45	503842
	70 / 420	45 x 75	504572
	45 / 270	75 x 90	507592
Mediwell 3-ply			
	65 / 390	45 x 75	504575 X delete
	35 / 210	75 x 90	507590
Mediwell super 2-ply			
	60 / 360	45 x 75	508825
	40 / 240	75 x 90	508824
	30 / 180	100 x 100	508858
	20 / 60	100 x 150	508823
aquamarine 2-ply			
	27 / 81	100 x 150	808823
	18 / 54	150 x 140	808844-9 non-sterile

Adhesive Drapes

Mediwell super 2-ply	Qty. dispenser or inliner/PU	Size/cm	Ref. no.
Adhesive zone 5 x 50 cm	70 / 420	50 x 50	538822
Adhesive zone 5 x 75 cm	65 / 390	50 x 75	538829
Adhesive zone 5 x 75 cm	45 / 270	75 x 75	538821
Adhesive zone 5 x 90 cm	40 / 240	75 x 90	538823

Colordrape

Mayo stand covers made of PE film	Qty. dispenser or inliner/PU	Size/cm	Ref. no.
"Standard", non-woven area 75 x 64 cm, turquoise	20 / 60	80 x 145	547714

Aperture Drapes

Mediwell 2-ply	Qty. dispenser or inliner/PU	Size/cm	Ref. no.
Aperture Ø 6 cm, central	70 / 420	45 x 75	514572
Aperture Ø 6 cm, central	45 / 270	75 x 90	517592
Mediwell 3-ply			
Aperture Ø 6 cm, central	50 / 300	45 x 75	514575 X delete
Aperture Ø 6 cm, central	30 / 180	75 x 90	517590 X delete
Mediwell super 2-ply			
Aperture Ø 6 cm, central	70 / 420	45 x 75	518821
Aperture Ø 6 cm, central	45 / 270	75 x 90	518822

Aperture Drapes, Adhesive

Mediwell 2-ply	Qty. dispenser or inliner/PU	Size/cm	Ref. no.
Aperture oval, 5 x 7.5 cm, central	65 / 390	50 x 60	555064
Mediwell super 2-ply			
Aperture Ø 6 cm, central	70 / 420	50 x 60	558823
Aperture Ø 6 cm, central	45 / 270	75 x 75	558971
Aperture oval, 8 x 6 cm, central	40 / 240	75 x 90	558972
Aperture oval, 7 x 10 cm, central	25 / 75	100 x 150	558974
Mediwell super strong 3-ply			
Aperture 15 x 15 cm, central	18 / 54	120 x 150	559075
Aperture 7.5 x 5 cm, decentral	15 / 45	120 x 150	558801

Film drape

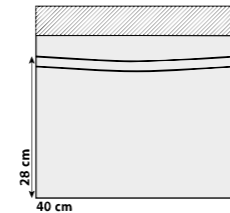
Aperture Ø 6 cm, central	50 / 150	75 x 130	556655	S- special production
--------------------------	----------	----------	--------	-----------------------

Supplementary Products

Diathermy Pouches, adhesive, transparent

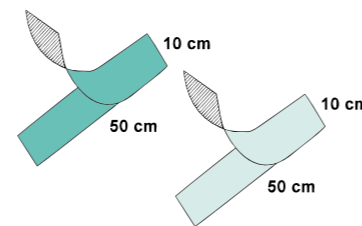
Dispenser

Description	Size/cm	Qty./disp.	Ref. no.
Single chamber, with turn-up PU: 6 dispenser	33 x 28	60	583330



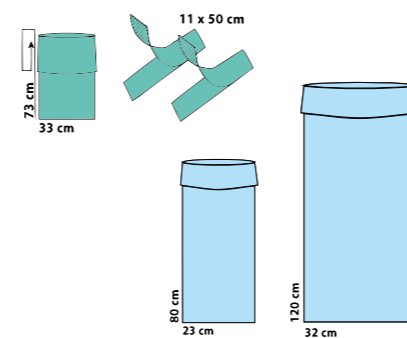
OR Tapes dispenser

Description	Size/cm	Qty./disp.	Ref. no.
non-woven, standard PU: 6 dispenser	10 x 50	130	591050
non-woven, elastic PU: 6 dispenser	10 x 50	125	591151



Stockinettes dispenser

Description	Size/cm	Qty./disp.	Ref. no.
2-ply + 2 film tapes PU: 120 stockinettes	33 x 73	40	583355
2-ply + 2 film tapes PU: 75 stockinettes	35 x 120	25	583311
US model PU: 150 stockinettes	23 x 80	25	580001
US model PU: 51 stockinettes	32 x 120	17	580003



Variable Aperture Drapes

Variable Aperture Drapes, adhesive, 2-ply

Mediwell super 2-ply	Qty. dispenser or inliner/PU	Size/cm	Ref. no.
Aperture max. 12 x 21 cm	50 / 300	50 x 75	554575
Aperture max. 12 x 21 cm	35 / 210	75 x 90	558948
Aperture max. 18 x 28 cm	30 / 180	75 x 90	558964

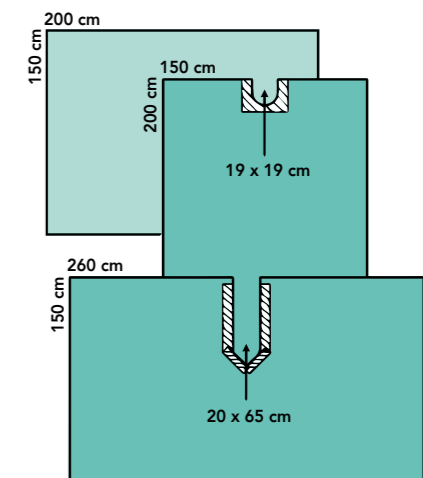
Variable Split Sheet Pack

S- special production

561115

PU: 8 packs

Cont. and sequence	Size/cm	Qty.	Ref. no.
Plain drape – table cover (wrap)	150 x 200	1	808869
Split sheet, U = 19 x 19 cm	150 x 200		528837
Split sheet, U = 20 x 65 cm	150 x 260		528862



Supplementary Products



For holistic comprehensive supplies of the operating theatre, Sengewald offers a multitude of application-friendly supplementary products. Various collection pouches for direct fluid control, diathermy bags, OR tape and velcro fasteners as well as sleeve protectors, leggings and foot covers are available in various materials and measurements.

Camera covers and image intensifier packs, as well as equipment covers in diverse sizes guarantee maximum hygiene safety in the OR.

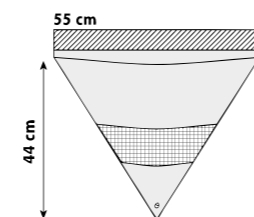
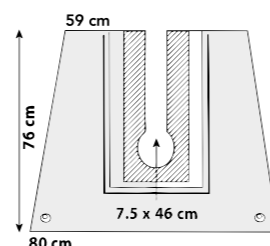
Hier Text eingeben



Fluid Collection/Diathermy Pouches

Fluid Collection Pouches

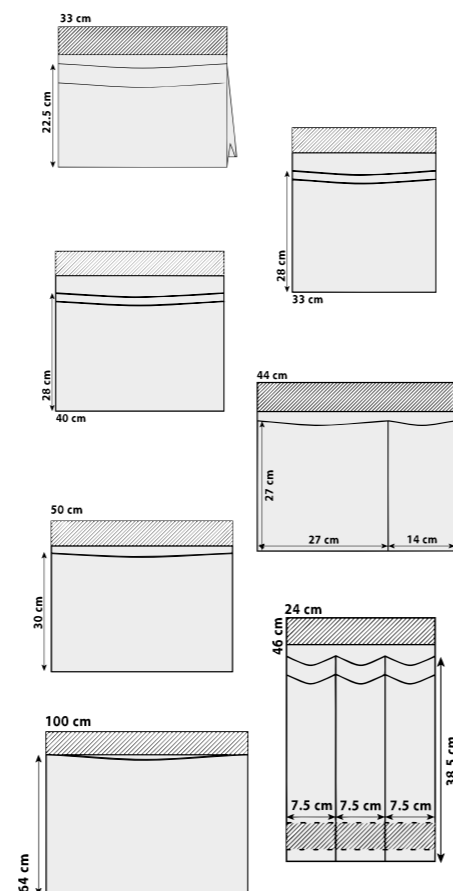
Description	Size/cm	PU	Ref. no.
For shoulders, with 46 cm adhesive U-slit and 2 drainage ports	59/80 x 76	50	589978
Universal, with sieve and drainage port	55 x 50/44	50	589901



Diathermy Pouches, adhesive, transparent

Dispenser

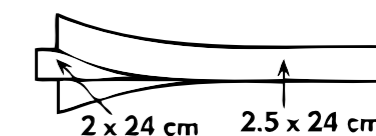
Description	Size/cm	Qty.	Ref. no.
Single chamber, with bottom fold 5 cm PU: 6 dispenser	33 x 22.5	52	583324
Single chamber, with turn-up PU: 6 dispenser	33 x 28	60	583330
Single chamber, with turn-up PU: 6 dispenser	40 x 28	60	584028
Dual chamber, 27 + 14 cm PU: 6 dispenser	44 x 27	60	584427
MIS single chamber PU: 6 dispenser	50 x 30	45	583850
MIS triple chamber, with turn-up PU: 6 dispenser	24 x 38.5	50	582246
Single chamber, hip PU: 3 dispenser	100 x 64	25	588010



Velcro Strip/OR Tapes/Incision Film

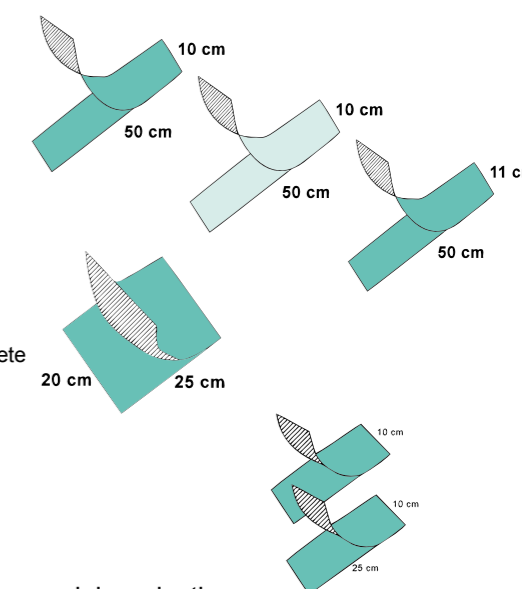
Velcro Strip dispenser

Description	Size/cm	Qty.	Ref. no.
OP velcro strip PU: 6 dispenser	2/2.5 x 24	100	592525



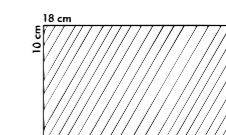
OR Tapes dispenser

Description	Size/cm	Qty.	Ref. no.
Non-woven, standard PU: 6 dispenser	10 x 50	130	591050
Non-woven, elastic PU: 6 dispenser	10 x 50	125	591151
Film PU: 6 dispenser	11 x 50	110	591150
Non-woven, standard PU: 6 dispenser	20 x 25	70	592025 delete
Non-woven, standard PU: 6 dispenser	10 x 25	100 pairs	591025
Non-woven, elastic PU: 6 dispenser	10 x 50	75 pairs	591152
Non-woven, elastic à 5 pcs. PU: 6 dispenser	10 x 50	25 x 5 pouches	591055 S- special production



Incision Film dispenser

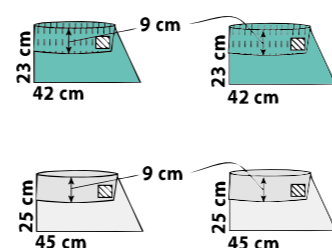
Description	Size/cm	Qty.	Ref. no.
For ophthalmology PU: 6 dispenser	10 x 18	150	591018



Foot Covers/Stockinettes/Leggings

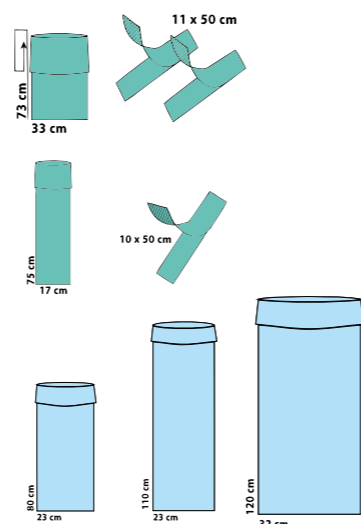
Foot Covers dispenser

Description	Size/cm	Qty./disp.	Ref. no.
Foot covers, 2-ply PU: 180 pairs	23-32 x 42	30	589950
Foot covers, transparent PU: 300 pairs	25-34 x 45	50	589951



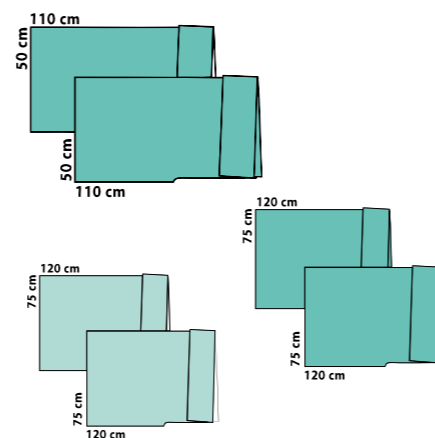
Stockinettes dispenser

Description	Size/cm	Qty./disp.	Ref. no.
Mediwell super + 2 film tape strips PU: 120 stockinettes	33 x 73	40	583355
Mediwell super + 2 film tape strips PU: 75 stockinettes	35 x 120	25	583311
Mediwell super + elastic tape strip PU: 180 stockinettes	17 x 75	60	588827
US model PU: 150 stockinettes	23 x 80	25	580001
US model PU: 90 stockinettes	23 x 110	15	580002
US model PU: 51 stockinettes	32 x 120	17	580003




GYN/URO Leggings dispenser

Description	Size/cm	Qty./disp.	Ref. no.
Mediwell super, 2-ply, film inside PU: 60 pairs	50 x 110	10	588811
Mediwell super, 2-ply, film inside PU: 36 pairs	75 x 120	12	588812
aquamarine, 2-ply, film inside PU: 30 pairs	75 x 120	10	888812 delete



Sleeve Protectors, Mediwell super dispenser

Description	Size/cm	Qty./disp.	Ref. no.
2-ply, with cuffs PU: 210 pcs.	22.5 x 57	35	582052



Camera-/Image Intensifier Covers

Camera Tube Covers dispenser

Description	Size/cm	Qty./disp.	Ref. no.
Camera tube cover, reverse PU: 210 covers	13 x 250	35	581322
Camera tube cover, telescopically PU: 192 covers	13 x 250	32	581323
Camera tube cover, telescopically PU: 192 covers	13 x 250	32	581324
Camera tube cover, telescopically PU: 150 covers	13 x 250	25	581325
Camera tube cover, telescopically PU: 120 covers	18 x 250	30	581825

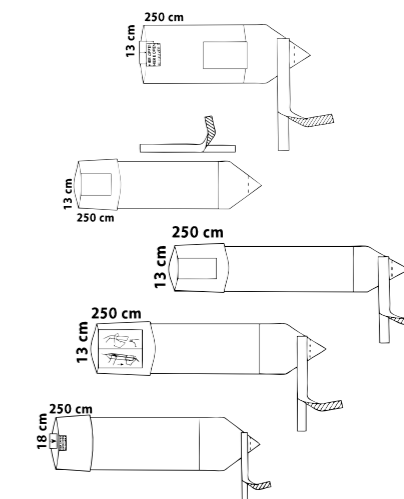


Image Intensifier Covers and Packs dispenser

Description	Qty./disp.	Ref. no.
Pack 1, for Philips equipment, 3-part PU: 54 packs	18	565803
Pack 2, for Siemens equipment, 1-part with 2 OR tapes PU: 30 packs	10	565804
Pack 3, for Philips BV29 equipment, 3-part PU: 24 packs	24	565805
Pack 4, for Siemens ISO-C equipment, 1-part with 2 OR tapes PU: 50 packs	50	565851
Pack 6, for Siemens equipment, 1-part with 3 OR tapes PU: 30 packs	10	565856

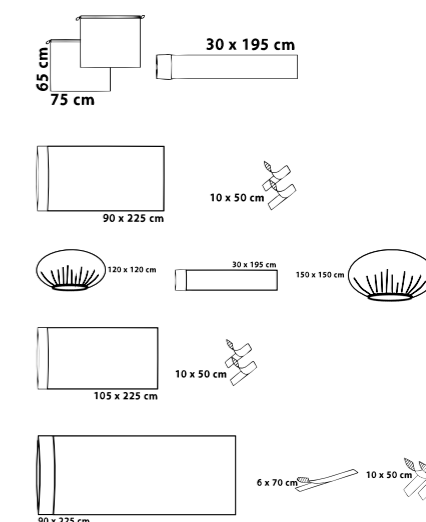


Image Intensifier Cover dispenser

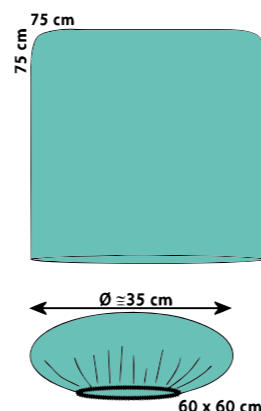
Description	Size/cm	Qty./disp.	Ref. no.
Film pouch with drawstring PU: 105 covers	75 x 65	35	587565

Equipment Covers

Stool Covers

Dispenser

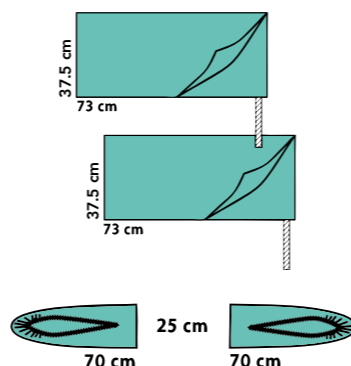
Description	Size/cm	Qty./disp.	Ref. no.
Mediwell super, 2-ply PU: 90 covers	75 x 75	15	588875
Mediwell super, 2-ply elastified PU: 210 covers	60 x 60	35	588860



Armrest Covers, Mediwell super, 2-ply

Dispenser

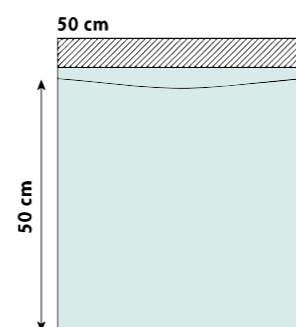
Description	Size/cm	Qty./disp.	Ref. no.
with integral tape strip PU: 90 pairs	37.5 x 73	15 pairs	583573
elastified PU: 60 pairs	25 x 70	20 pairs	583574



X-Ray Cassette Cover, Mediwell

Dispenser

Description	Size/cm	Qty./disp.	Ref. no.
3-ply, adhesive, overall length 58 cm PU: 240 covers	50 x 50	40	585050

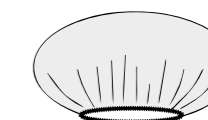


Equipment Covers, transparent film

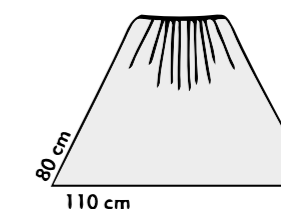
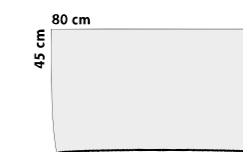
Dispenser

Description	Size/cm	Qty./disp.	Ref. no.
elastified, round PU: 300 pcs.	25 x 25	50	582515 delete
elastified, round Only available as a non-sterile pack component	45 x 45		584520-9
elastified, round PU: 180 pcs.	60 x 60	30	586030
elastified, round PU: 150 pcs.	80 x 80	25	588040
elastified, rectangular PU: 240 pcs.	80 x 45	40	588045
elastified, rectangular PU: 150 pcs.	110 x 80	25	581180
elastified, round PU: 120 pcs.	100 x 100	20	581050
elastified, round PU: 72 pcs.	120 x 120	12	581260
elastified, round Only available as a non-sterile pack component	150 x 150		581576-9

Example: equipment cover round




Example: equipment cover rectangular



Lead Window Cover, transparent film

Dispenser

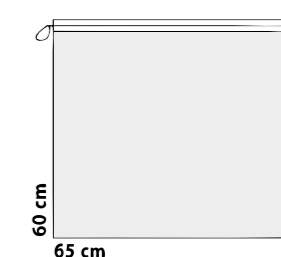
Description	Size/cm	Qty./disp.	Ref. no.
with drawstring PU: 75 pcs.	80 x 110	25	588011



Film Pouch, transparent film

Dispenser

Description	Size/cm	Qty./disp.	Ref. no.
with drawstring PU: 240 pcs.	65 x 60	40	586560

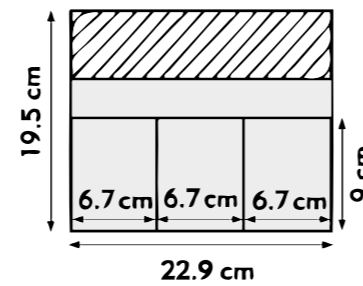


Accessory

Surgical Suture Bag of transparent film

Description	Size/cm	Ref. no.
Film, PE/PA/PE, adhesive, with 3 pouches 67 x 90 mm	19.5 x 22.5	589960-9

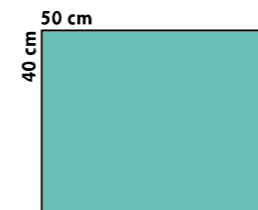
Only available as a non-sterile pack component



Pillowcase Cover non-sterile

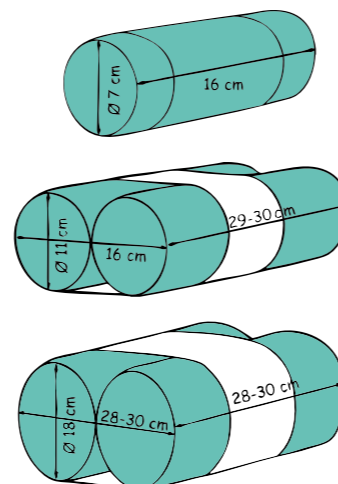
PU: 250 covers

Description	Size/cm	Qty.	Ref. no.
Pillowcase, Mediwell super, 2-ply	40 x 50	50	588851-9



OR Plain Drapes, rolled

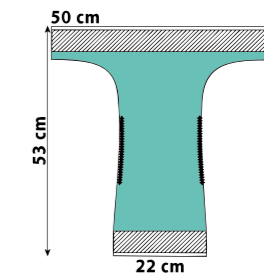
Description	Size/cm	Qty.	Ref. no.
Plain drape, rolled PU: 50 pcs.	7 x 16	50	588880
Plain drape, rolled PU: 9 pcs.	16 x 30	9	588881
Plain drape, rolled PU: 3 pcs.	30 x 30	3	588882



Perineal Drape Mediwell super, 2-ply

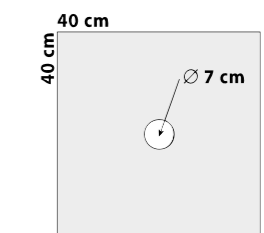
Dispenser, PU: 300 pcs.

Description	Size/cm	Qty./disp.	Ref. no.
Adhesive with elasticated side	50/22 x 53	50	585053



Elastic Inlets non-sterile

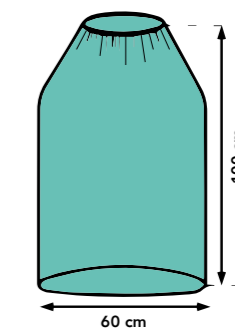
Description	Size/cm	Qty.	Ref. no.
Aperture Ø 7 cm, central PU: 1,000 pcs.	25 x 40	100	582540-9
Aperture Ø 7 cm, central PU: 500 pcs.	40 x 40	50	584040-9



Standcover for Bowl

PU: 75 covers

Description	Size/cm	Qty.	Ref. no.
with rubber band, Mediwell super, 2-ply	100 x 60	25	588877



OR Gowns



Our OR gowns ensure safety for personnel and patients: Mediwell soft is comfortable to wear due to its textile-like structure and the lightweight Mediwell light quality offers optimal patient comfort.

Thanks to the wide range including products in various materials and sizes the suitable gown for every intervention can be selected. All OR gowns are free of latex and PVC.

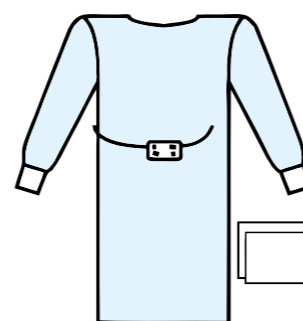


OR Gowns Standard/Reinforced

Gowns made of Mediwell soft spunlace non-woven, breathable, textile-like structure, fluid-repellent; each gown is supplied with **two 30 x 40 cm hand towels and overwrap**

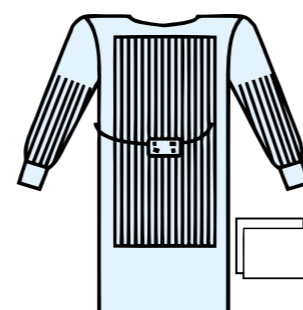
Standard Gowns/SP without reinforcement

Description	Length/cm	PU	Ref. no.
L	130	24	464413
XL	150	24	464416
XXL	170	22	464419
XL, extra wide (hem 190 cm)	150	22	464458



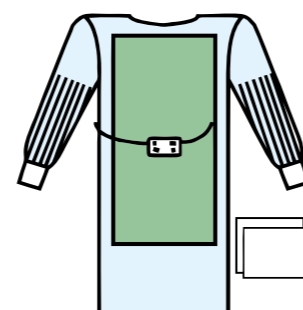
Special Gowns/HP with bacteria and fluidproof interior reinforcement made of PE film and breathable interior sleeve reinforcement

Description	Length/cm	PU	Ref. no.
L	130	20	464414
XL	150	22	464417
XXL	170	18	464430



Special Gowns/HP with bacteria and fluidproof exterior reinforcement made of PE film

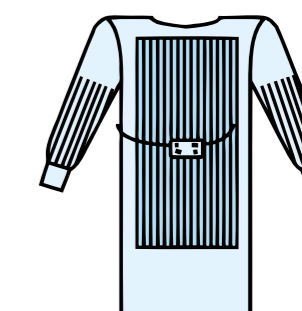
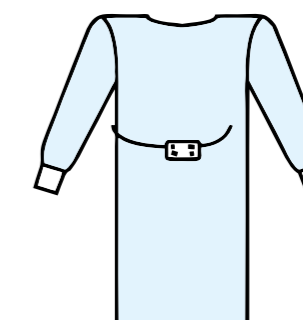
Description	Length/cm	PU	Ref. no.
XL	150	24	464415
XXL	170	24	464418



OR Gown Pack, reinforced **563810**

PU: 6 packs

Description	Size or length/cm	Qty.	Ref. no.
Medinop overwrap	85 x 100	1	628510
OR gowns, spunlace, non-reinforced	L = 130	1	464413
OR gowns, spunlace, reinforced	XL = 150	4	464417
OR gowns, spunlace, reinforced	XXL = 170	1	464430



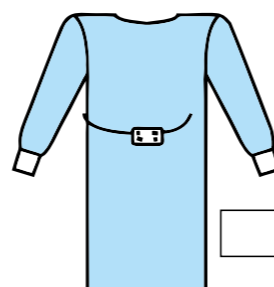
HP: fulfils the requirements of EN 13795 for High Performance
SP: fulfils the requirements of EN 13795 for Standard Performance

OR Gowns Standard/Reinforced

Gowns made of Mediwell light SMMMS non-woven 47g/m², breathable, highly comfortable to wear, fluid-repellent; each gown is supplied with **two 30 x 40 cm hand towels**

Standard Gowns/SP non-reinforced

Description	Length/ cm	PU	Ref. no.
L, non-reinforced	135	28	464472
XL, non-reinforced	150	26	464473
XL XL , SMMMS reinforced	150	26	464475



TUR Gown/HP non-woven yoke section

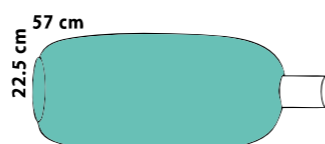
Description	Length/ cm	PU	Ref. no.
L/XL	140	26	464455
XL	150	26	464428



Sleeve Protectors, Mediwell super

PU: 210 pcs.

Description	Size/cm	Qty./ disp.	Ref. no.
2-ply, with cuff	22.5 x 57	35	582052

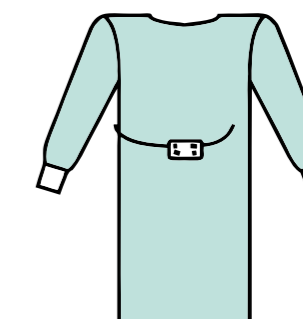


HP: fulfill the requirements of EN 13795 for High Performance
SP: fulfill the requirements of EN 13795 for Standard Performance

Gowns made of Mediwell light SMMMS non-woven, breathable, textile-like structure, fluid-repellent; each gown is supplied with **two 30 x 40 cm hand towels**

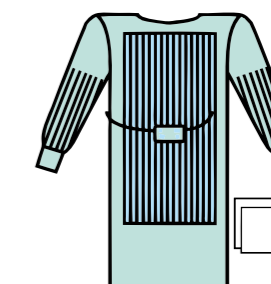
Standard Gowns/SP non-reinforced

Description	Length/ cm	PU	Ref. no.
M	120	34	464431
L	130	30	464433
XL	150	28	464436
XXL	170	26	464491



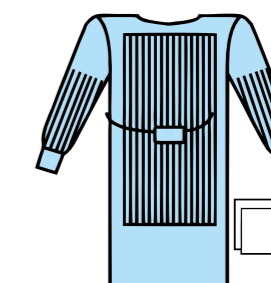
Special Gowns/SP with interior SMMMS reinforcement

Description	Length/ cm	PU	Ref. no.
L	130	30	464434
XL	150	28	464437
XXL	170	24	464492



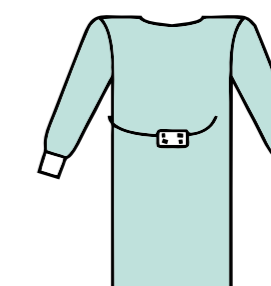
Standard Gowns/SP with bacteria and fluidproof interior reinforcement

Description	Length/ cm	PU	Ref. no.
XL	150 cm 120	24	464438
XXL	170 cm 140	22	464439



Gown Pack standard **563840** delete PU:14 packs

Description	Size or Length/ cm	Qty.	Ref. no.
Medinop overwrap	85 x 100	1	628510
OR Gown, SMS, non-reinforced	XL = 150	3	464436



HP: fulfill the requirements of EN 13795 for High Performance
SP: fulfill the requirements of EN 13795 for Standard Performance

Protection Products (Non-sterile)



Protection covers and sheets, as well as aprons supplement our product portfolio and fulfil the requirements of the highest hygiene safety. In addition to standard articles, we provide complete and individual solutions tailored to the specific needs of our customers.

Our scrubs clothing contributes towards the protection of patients, personnel and visitors.

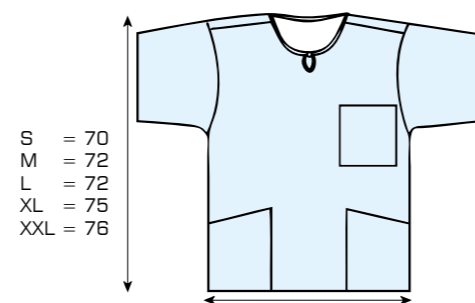


Scrub Suits/Non-Woven Jackets

Scrub Suits, Mediwell soft and Mediwell 43 (SMS) tunics with press stud and 3-pocket trousers with tie waists and 2 back pockets

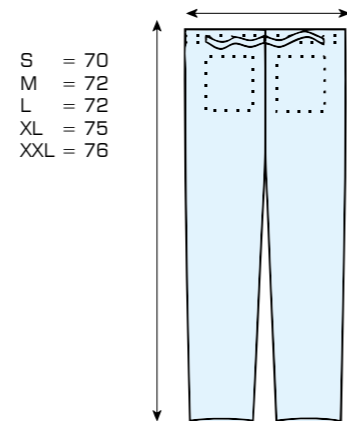
PU: 4 x 25 pcs.

Description	Size/cm	SMS 43 Ref. no.	Soft Ref. no.
Size S, tunic	52 x 70	469940	469930
Size S, trousers	40 x 96	469941	469931
Size M, tunic	57 x 72	469942	469932
Size M, trousers	48 x 106	469943	469933
Size L, tunic	63 x 72	469944	469934
Size L, trousers	54 x 112	469945	469935
Size XL, tunic	67 x 75	469946	469936
Size XL, trousers	60 x 120	469947	469937
Size XXL, tunic	70 x 76	469948	469938
Size XXL, trousers	66 x 125	469949	469939



S = 52
M = 57
L = 63
XL = 67
XXL = 70

S = 52
M = 57
L = 63
XL = 67
XXL = 70

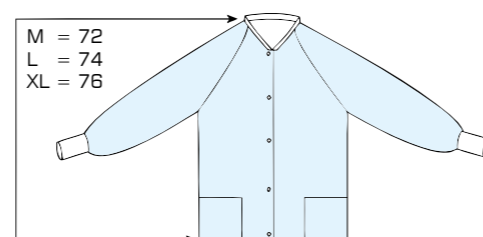


Non-Woven Jackets

Mediwell soft with press studs and 2 pockets

PU: 50 pcs.

Description	Length/cm	Qty.	Ref. no.
Size M	72	1	469950
Size L	74	1	469951
Size XL	76	1	469952



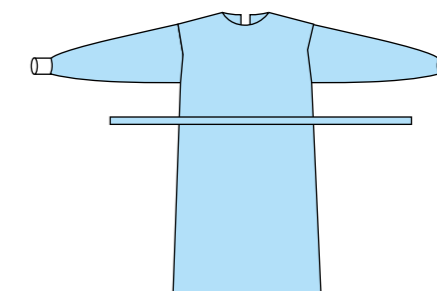
Protection/Visitor Gown

Protection Gown **464468**

PP spunbond

PU: 100

Description	Length/cm
Colour: light blue, with tie belt, OR gown folding, knitted cuffs	125

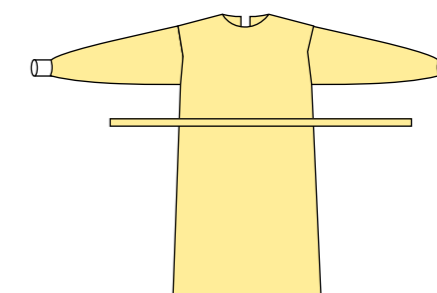


Protection Gown **465521** delete

SPP non-woven fabric with PE lamination on front and arms

PU: 100

Description	Length/cm
Colour: yellow, velcro at the neck and tie around the waist, knitted cuffs	140

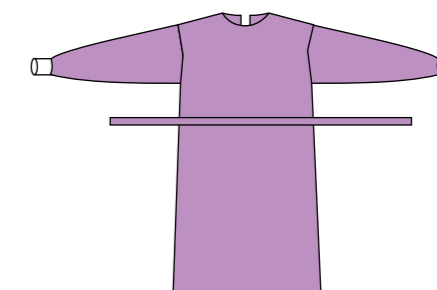


Visitor Gown **465522** delete

SPP non-woven fabric

PU: 100

Description	Length/cm
Colour: purple, velcro at the neck and tie around the waist, knitted cuffs	130

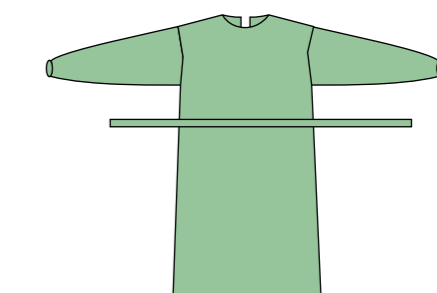


Visitor Gown **465523**

SPP non-woven fabric

PU: 100

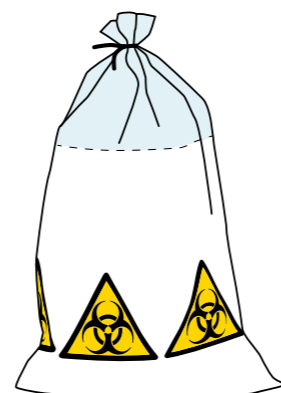
Description	Length/cm
Colour: light green, velcro at the neck and tie around the waist, elastic cuffs	115



Accessory

not in the print catalogue
Aerobag®
Waste Treatment Sacks
BYC186210
PU: 200

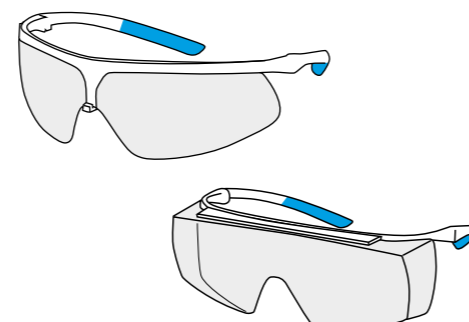
Description	Size/cm	PU
Steam sterilisation temperatur resistant up to 134°, hygienic disposal of infectious waste with steam indicator. 60 l netto capacity. Material 80% PP-PA-PP, 20% non-woven plastic material.	65 x 100	200



not in print catalogue

uvex - Autoclavable Safety Eyewear

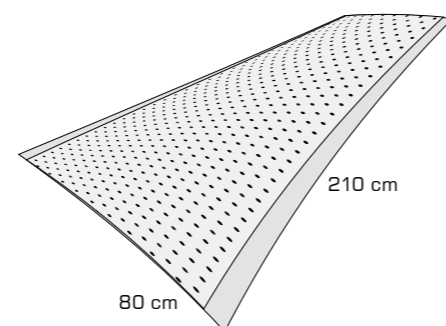
Description	PU	Ref. no.
Spectacles uvex super fit CR	5	9178.500
Protective goggles uvex super f OTG CR	5	9169.500
Face Shield 9706 CA	1	9706.514



not in the print catalogue

OR-table Sheet curea 150 692180-9


Description	Size/cm	PU
OR-table sheet and patient transfer device, non-sterile	210 x 80	20
Absorbent area	200 x 60	



not in print catalogue

Absorbent Floor Mat curea Liquimat standard 697536-9

Description	Size/cm	PU
absorbent on both sides, absorbent capacity up to 7 litres of fluids, non-sterile	75 x 36	100



also available in 116 x 76 cm

Protection Sheets/Aprons/Examination Couch Covers

Medinop

Protective sheets	Qty. disp. or inliner/PU	Format/cm	Ref. no.
Protective sheets	700	37.5 x 40	623840
Protective sheets	700	45 x 75	624575
Protective sheets	500	60 x 75	626075
Protective sheets	400	75 x 90	627590
Protective sheets	200	75 x 140	627814
Protective sheets	150	75 x 175	627818
Protective sheets	150	75 x 200	627820
Protective sheets	125	75 x 210	627821
Protective sheets	150	85 x 175	628518 X delete
Protective sheets	100	85 x 210	628521

Examination couch covers	Qty./PU	Format/cm x m	Ref. no.
2-ply, white, on rolls, perforated every 28 cm	10	39 cm x 50 m	773950
2-ply, white, on rolls, perforated every 28 cm	10	44 cm x 50 m	774450
2-ply, white, on rolls, perforated every 28 cm	10	50 cm x 50 m	775050
2-ply, white, on rolls, perforated every 28 cm	10	55 cm x 50 m	775550 X delete
2-ply, white, on rolls, perforated every 28 cm	10	59 cm x 50 m	775950
2-ply, white, on rolls, perforated every 28 cm	8	74 cm x 50 m	777450

Aprons	Qty. disp. or inliner/PU	Format/cm	Ref. no.
White PE film, in dispensers	75 / 600	75 x 110	407511
White PE film, in dispensers	75 / 600	75 x 130	407513
White PE film, in dispensers	75 / 450	75 x 150	407515
White PE film, in dispensers	75 / 450	75 x 170	407517
Mediwell, 2-ply, in bundles à 50 pcs.	400	75 x 110	417511
Mediwell, 2-ply, in bundles à 50 pcs.	300	75 x 130	417513
Mediwell, 2-ply, in bundles à 50 pcs.	300	75 x 150	417515
Mediwell, 2-ply, in bundles à 50 pcs.	250	75 x 170	417517

Medinop is a 2-ply material made of 100% virgin, oxygen-bleached, white tissue and transparent PE film. It is soft, very drapeable, absorbent, impermeable to fluids and bacteria, rub-resistant and extremely suitable for use as a pack overwrap with a secondary application as a sterile field or bottom/protective sheet.

This catalogue only contains products of our **Secu-Drape®** Brand

Single sterile with indication of the packaging unit:

Article deliverable from stock

Lead time: usually kept in stock

Minimum order quantity: 1 packaging unit (PU)

All drapes or gowns are available as a pack component.

Pack component (article number ends with “-9”):

These products are only available as non-sterile pack component.

If articles are required as single sterile products, it's available on request.

Lead time: upon request

Product	Page(s)	Product	Page(s)	Product	Page(s)	Product	Page(s)
Absorbent Floor Mat	116	Examination Couch Covers	117	Pacemaker Drape	35	TUR Gowns	61, 110
Adhesive Drapes	16, 17, 80, 92	Extremity Drapes	41, 81, 88	Paediatric Drapes/Pack	80–81	TUR Drapes	56, 60, 90
Adhesive Drapes with special adhesive for sensitive skin	18	Extremity Drapes "small"	48, 88	Paediatric/ENT Split Sheet	74	TUR Packs	58, 90
Angiography Drapes	36–37	Extremity Packs	42	Perineal Drape	105	Turban Drape	74
Aperture Drapes	14, 76, 89, 93, 95	Eye Drapes	75–76	Pfannenstiel Drape/Pack	65	Under Buttocks Drape	68–69, 91
Aprons	117	Femoral Radial Angiography Drape	37	Pillowcase Cover	104	Universal Pack super	24
Armrest covers	77, 102	Film Pouch	103	Plain Drapes	12–13, 92	Universal Pack, paediatrics	24, 80
Arthroscopy Drapes	43, 87	Fluid Collection Pouches	51, 61, 98	Protection Gowns	115	Universal Pack, standard	24, 84
Arthroscopy Drapes "small"	43	Fluid Collection Pouches for Arthroscopies	51	Protective Sheets	117	Universal Pack, super+	25
Arthroscopy Packs	44–45, 86–87	Foot Covers	35, 100	Rectal Shield	61	Universal Packs	24–25
Arthroscopy Pack with Fluid Collection Pouch	44	GYN Drape/Pack	64	Rectum Drape/Pack	27	Universal Urology Drape	57
Baby Sheet	67	GYN/LAP Drapes/Pack	68	Rectum Drape with Leggings	27	Urology Drapes	56–57
Back Table Covers	21	GYN/URO Leggings	100	Safety Eyewear uvex, autoclavable	116	Urology Packs	58
Bypass Packs	33	GYN-TVT Drape with leggings	57, 64	Scrub Suits	114	Variable Aperture Drapes	14, 95
Camera Tube Covers	51, 101	Hand Surgery Drapes	47, 87	Shoulder Drape/Pack "Beach Chair"	46	Varicose Vein Drape	35
Cardio/Angiography Drapes	34	Hand/Foot Drapes/Pack	48, 88	Shoulder Split Sheet Packs	46, 85	Velcro Strip	51, 99
Cardio/Thoracic Drapes	32	Hip Drape/Pack	49	Sleeve Protectors	100	Vertical Isolation Drapes/Packs	50
Cardiovascular/Bypass Pack	33	Hybrid Drapes	34	Split Sheet Packs	29, 40, 85, 95	Visitor Gown	115
Craniotomy Pack	72	Image Intensifier Covers and Packs	52, 101	Split Sheet with film side strips	20	Waste Treatment Sacks	116
C-Section Drapes	66–67	Incision Film	99	Split Sheet with leggings	59	X-Ray Cassette Cover	102
C-Section Pack, standard	66	Laminectomy Drapes/Pack	73	Split Sheet with rectal fenestration and leggings	59		
CYST Drape	60, 68	Lead Window Cover	103	Split Sheet, bilateral	19		
CYST Pack	60, 69, 90	Leggings	61, 69, 90	Split Sheet, paediatric	81		
DaVinci Drape, T-Form	59	Mayo Stand Covers	21	Split Sheets	19–20, 40		
Diathermy Pouches	94, 98	MIS Drapes/Pack	26	Split Aperture Drape	20, 61		
Dual Extremity Drape	48	Neurosurgery Drapes	72	Standcover for bowl	105		
Elastic Inlets, non-steril	52, 105	Non-Woven Jackets	114	Stockinettes	53, 94, 100		
ENT Drapes	74	OR Gowns, standard/reinforced	108–111	Stool Covers	53, 77, 102		
Epidural Drapes	15, 16	OR Plain Drapes, rolled	104	Strumectomy Packs	28		
Equipment Covers	103	OR-table Sheet	116	Surgical Suture Bag	104		
		OR Tapes	53, 74, 94, 99	Tie Gowns	77		



STS MEDICAL GROUP SENGEWALD

IMPROVING HEALTHCARE THROUGH EFFICIENCY

Sengewald Klinikprodukte GmbH
Adlerstraße 2
83101 Rohrdorf-Thansau
Germany

FON +49 (0)8031 7224-0
FAX +49 (0)8031 7224-297
sengewald@stsmedicalgroup.com
www.sengewald.de




STS MEDICAL GROUP®
IMPROVING HEALTHCARE THROUGH EFFICIENCY

EVEREST Titanium Ligating Clips

EVEREST Titanium Ligating Clips

SAFE
SECURE
SMART



Everest Clip Simply Super ...

- Clip made of pure titanium.
- Transverse serrations guarantee no slipping from vessel.
- Chevron shape clip for complete vessel overlapping.
- MRI compatible & radio-opaque.
- Precise smart loading mechanism.
- Adhesive backing on the EVEREST cartridge.
- EVEREST Applicators with diamond dust jaws.

EVEREST Titanium Ligating Clips



Safety

EVEREST Clip made of pure high medical grade titanium ensure biocompatibility, malleability and compatibility with MRI.

Security

EVEREST Clip is secured on the ligated tissues by transverse and longitudinal serrations and the chevron shape of the clip guarantee complete tip to tip closure, security on the applicator's jaw ensured by our special diamond dust treatment of the applicator's grooves.

Smart

The smart cartridge design allows one hand frictionless loading with wide variety of color coded applicators to meet every need.

Adhesive cartridge backing holds on any surface.

EVEREST TITANIUM LIGATING CLIPS

Article	Clip size	Color	Packing
EVC010	Small	Red	30 cartridges of 6 clips
EVC020	Medium	Blue	30 cartridges of 6 clips
EVC030	Medium-Large	Green	20 cartridges of 6 clips
EVC040	Large	Orange	20 cartridges of 6 clips

EVEREST TITANIUM LIGATING CLIPS APPLIERS

Article	Clip size	Applier length	Description
EVC110	Small	15 cm - 6"	Curved Jaw
EVC111	Small	20 cm - 8"	Curved Jaw
EVC111A	Small	20 cm - 8"	Angled Jaw
EVC113	Small	28 cm - 11"	Curved Jaw
EVC010M	Small		Cardiac minimal invasive applier
EVC010L	Small		Laparoscopic 5 mm diameter applier
EVC120	Medium	15 cm - 6"	Curved Jaw
EVC121	Medium	20 cm - 8"	Curved Jaw
EVC121A	Medium	20 cm - 8"	Angled Jaw
EVC123	Medium	28 cm - 11"	Curved Jaw
EVC123A	Medium	28 cm - 11"	Angled Jaw
EVC020M	Medium		Cardiac minimal invasive applier
EVC020L	Medium		Laparoscopic 6.5 mm diameter applier
EVC121L	Medium		Laparoscopic 10 mm diameter applier
EVC131	Medium-Large	20 cm - 8"	Curved Jaw
EVC131A	Medium-Large	20 cm - 8"	Angled Jaw
EVC133	Medium-Large	28 cm - 11"	Curved Jaw
EVC133A	Medium-Large	28 cm - 11"	Angled Jaw
EVC030L	Medium-Large		Laparoscopic 10 mm diameter applier
EVC141	Large	20 cm - 8"	Curved Jaw
EVC141A	Large	20 cm - 8"	Angled Jaw
EVC143	Large	28 cm - 11"	Curved Jaw
EVC143A	Large	28 cm - 11"	Angled Jaw
EVC040L	Large		Laparoscopic 12.5 mm diameter applier

© 2014 MDD GmbH. All rights reserved. MDD GmbH reserves the right to change or modify specifications without notice.

MDD GmbH

Steigacker 20 · D-78582 Balgheim · Germany

Tel.: +49(0)7424/92208 · Fax: +49(0)7424/92242

info@m-d-d.net · www.m-d-d.net





ASSUT EUROPE

SUTURE CHIRURGICHE



More than surgery



Suture chirurgiche
Surgical sutures
Suturas quirúrgicas





Sutura sintetica intrecciata e rivestita a rapido assorbimento (45 giorni)

Braided and coated synthetic suture short term absorption (45 days)

Sutura sintética trenzada y recubierta de absorción rápida (45 días)



GLICOFIL® LAC FAST



MOLECOLA

PGLA Copolimero di glicolide (90%) e lattide (10%).

TIPO DI FILO

Sutura sintetica assorbibile intrecciata e rivestita a rapido assorbimento.

COLORE

Viola (D&C Viola n.2 = C.I. 60725) o non colorato.

DIAMETRI

ED AGHI STANDARD

Diametri EP da 0,2 a 6; USP da 10/0 a 3&4.

Il Glicofil Lac Fast viene assemblato con aghi atraumatici in acciaio inox AISI 300, o AISI 400.

RESISTENZA TENSILE

Dopo 5 gg dall'impianto residua ~ 50% della resistenza tensile, dopo 14 gg residua ~ 0% della resistenza tensile.

ASSORBIMENTO

Completo entro il 45° giorno dall'impianto.

INDICAZIONI

Nella riapprossimazione dei tessuti molli e/o dove sia richiesto un assorbimento rapido della sutura.



COMPOSITION

PGLA Co-polymer of glycolide (90%) and lactide (10%).

DESCRIPTION

Braided and coated synthetic short term absorption suture.

COLOUR

Violet (D&C Violet n.2 = C.I. 60725) or undyed.

SIZES AND

STANDARD NEEDLES

EP from 0,2 to 6; USP from 10/0 to 3&4.

Glicofil Lac Fast is attached to AISI 300 or AISI 400 stainless steel atraumatic needles.

TENSILE STRENGTH

After 5 days from implant ~ 50% of the tensile strenght remains, after 14 days ~ 0%.

ABSORPTION

Complete within 45 days.

INDICATIONS

In soft tissues approximation, where a fast absorption of the suture is required. For instance circumcisions, skin wounds and oral mucosa membrane.



MOLECULA

PGLA Copolímero de glicólida (90%) y lactida (10%).

TIPO DE HILO

Sutura sintética absorbible trenzada y recubierta de absorción rápida.

COLOR

Violeta a (D&C Violeta n.2 = C.I. 60725) o incoloro.

DIÁMETRO Y AGUJAS

Diámetro EP de 0,2 a 6; diámetro USP de 10/0 a 3&4.

La sutura Glicofil Lac Fast se presenta montada en agujas atraumáticas de acero inoxidable AISI 300 o AISI 400; también se monta en agujas de desenganche rápido, lo cual se realiza con un simple movimiento del porta-agujas.

FUERZA TENSIL

Después de 5 días de implantación mantiene ~ 50% de la resistencia tensil, después de 14 días ~ 0% de la resistencia tensil.

ABSORCIÓN

La reabsorción completa del material se produce a los 45 días.

INDICACIONES

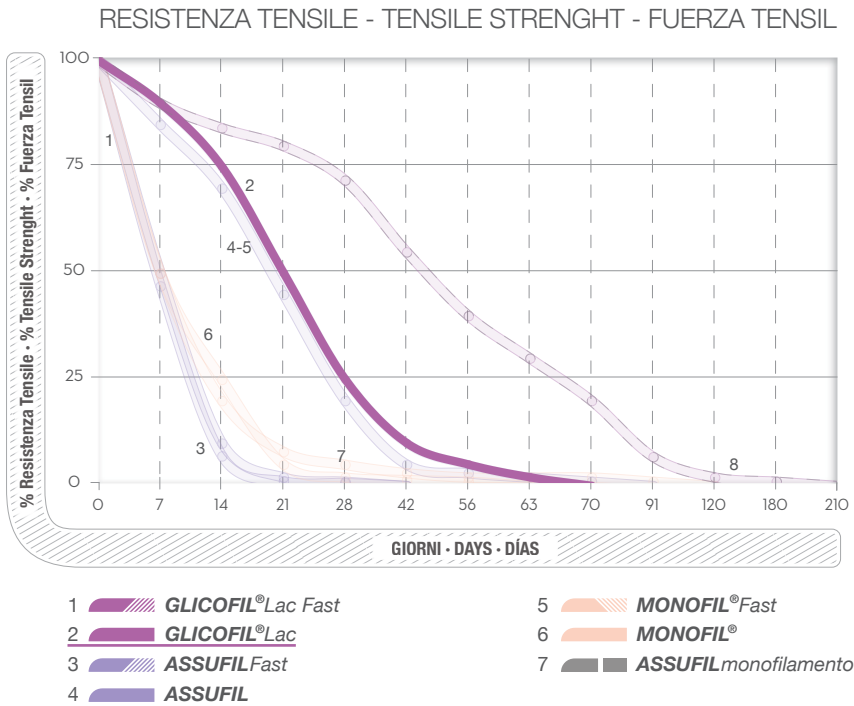
En cirugía general, torácica, ortopédica, ginecología, neurología, en la aproximación de los tejidos blandos y donde se necesite una sutura quirúrgica absorbible.



Sutura sintetica intrecciata e rivestita a medio assorbimento (56-70 giorni)

Braided and coated synthetic suture mid term absorption (56-70 days)

Sutura sintética trenzada y recubierta de absorción media (56-70 días)



GLICOFIL® LAC



MOLECOLA

PGLA Copolimero di glicolide (90%) e lattide (10%).

TIPO DI FILO

Sutura sintetica assorbibile intrecciata (monofilamento nei calibri: USP 10/0 - 9/0; EP 0,2 - 0,3) e rivestita.

COLORE

Viola (D&C Viola n.2 = C.I. 60725) o non colorato.

DIAMETRI

ED AGHI STANDARD

Diametri EP da 0,2 a 6; diametri USP da 10/0 a 3&4.

il Glicofil Lac viene assemblato con aghi atraumatici in acciaio inox AISI 300 o AISI 400; possono anche essere del tipo "a distacco controllato" per permettere il distacco dell'ago con un semplice movimento del porta-aghi.

RESISTENZA TENSILE

Dopo 7 gg dall'impianto permane ~ 90% della resistenza tensile, dopo 14 gg ~ 75% della resistenza tensile, dopo 21 gg permane ~ 50% della resistenza tensile, dopo 28 gg ~ 25% della resistenza tensile.

ASSORBIMENTO

Completo entro 56-70 giorni dall'impianto.

INDICAZIONI

In chirurgia generale, toracica, ortopedica, ginecologica, neurologica, nella riapprossimazione dei tessuti molli e/o ogni volta che si richiede una sutura chirurgica assorbibile.



COMPOSITION

PGLA Co-polymer of glycolide (90%) and lactide (10%).

DESCRIPTION

Braided and coated synthetic absorbable suture (monofilament for size: USP 10/0 - 9/0; EP 0,2 - 0,3).

COLOUR

Violet (D&C Violet n.2 = C.I. 60725) or undyed.

SIZES AND

STANDARD NEEDLES

EP from 0,2 to 6; USP from 10/0 to 3&4.

Glicofil Lac is attached to AISI 300 or AISI 400 stainless steel atraumatic needles; "easy-detaching" needle type is also available to allow the detachment of the needle by a simple movement of the needle-holder.

TENSILE STRENGTH

After 7 days from implant ~ 90% of the tensile strength remains, after 14 days ~ 75%, after 21 days ~ 50%, after 28 days ~ 25%.

ABSORPTION

Complete within 56-70 days.

INDICATIONS

In general surgery, thoracic surgery, orthopaedics, gynaecology, neurosurgery, in soft tissues approximation, when it is necessary an absorbable surgical suture.



MOLÉCULA

PGLA Copolímero de glicólida (90%) y lactida (10%).

TIPO DE HILO

Sutura sintética absorbible trenzada (monofilamento en los calibres: USP 10/0 - 9/0; EP 0,2 - 0,3) y recubierta.

COLOR

Violeta a (D&C Violeta n.2=C.I. 60725) o incoloro.

DIÁMETRO Y AGUJAS

Diámetro EP de 0,2 a 6; diámetro USP de 10/0 a 3&4.

La sutura Glicofil Lac se presenta montada en agujas atraumáticas de acero inoxidable AISI 300 o AISI 400; también se monta en agujas de desenganche rápido, lo cual se realiza con un simple movimiento del porta-agujas.

FUERZA TENSIL

Después de 7 días de implantación mantiene ~ 90% de la resistencia tensil, después de 14 días ~ 75% de la resistencia tensil, después de 21 días ~ 50% de la resistencia tensil, después de 28 días ~ 25% de la resistencia tensil.

ABSORCIÓN

La reabsorción completa del material se produce a los 56-70 días.

INDICACIONES

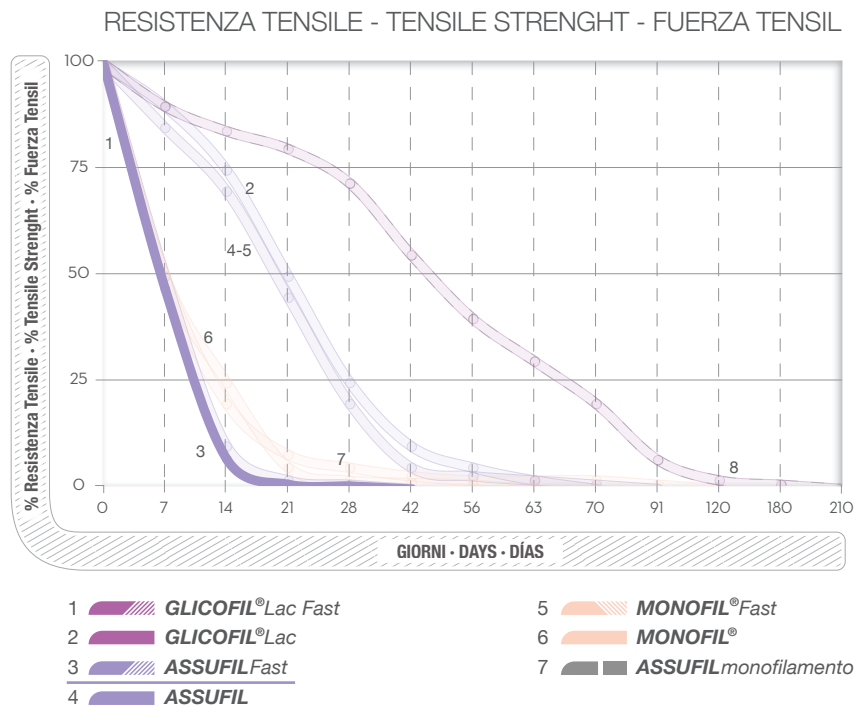
En cirugía general, torácica, ortopédica, ginecología, neurología, en la aproximación de los tejidos blandos y donde se necesite una sutura quirúrgica absorbible.



Sutura sintetica intrecciata e rivestita a rapido assorbimento (42 giorni)

Braided and coated synthetic suture short term absorption (42 days)

Sutura sintética trenzada y recubierta de absorción rápida (42 días)



ASSUFIL FAST



MOLECOLA

Polimero di acido glicolico.

TIPO DI FILO

Sutura sintetica assorbibile intrecciata e rivestita a rapido assorbimento.

COLORE

Non colorato.

DIAMETRI

ED AGHI STANDARD

Diametri EP da 0,2 a 6; USP da 10/0 a 3&4.

L'Assufil Fast viene assemblato con aghi atraumatici in acciaio inox AISI 300 o AISI 400.

RESISTENZA TENSILE

Dopo 7 gg dall'impianto permane ~ 50% e risulta praticamente nulla dopo il 14° giorno.

ASSORBIMENTO

Completo entro il 42° giorno dall'impianto.

INDICAZIONI

Nella riapprossimazione dei tessuti molli e/o dove sia richiesto un assorbimento rapido della sutura.



COMPOSITION

Polymer of glycolic acid.

DESCRIPTION

Braided and coated synthetic short term absorption suture.

COLOUR

Undyed.

SIZES AND

STANDARD NEEDLES

EP from 0,2 to 6; USP from 10/0 to 3&4.

Assufil Fast is attached to AISI 300 or AISI 400 stainless steel atraumatic needles.

TENSILE STRENGTH

After 7 days from implant it retains ~ 50% of the initial tensile strength and almost none after 14 days.

ABSORPTION

Complete within 42 days.

INDICATIONS

In soft tissues approximation, where a fast absorption of the suture is required.

For instance circumcisions, skin wounds and oral mucosa membrane.



MOLÉCULA

Polímero de ácido glicólico.

TIPO DE HILO

Sutura sintética absorbible trenzada y recubierta de absorción rápida.

COLOR

Incoloro.

DIÁMETRO Y AGUJAS

Diámetro EP de 0,2 a 6; USP de 10/0 a 3&4.

El Assufil Fast se presenta montado con agujas atraumáticas de acero inoxidable AISI 300 o AISI 400.

FUERZA TENSIL

Después de 7 días de implantación retiene ~ 50% de la fuerza tensil, desaparece después de 14 días.

ABSORCIÓN

Completa a los 42 días de la implantación.

INDICACIONES

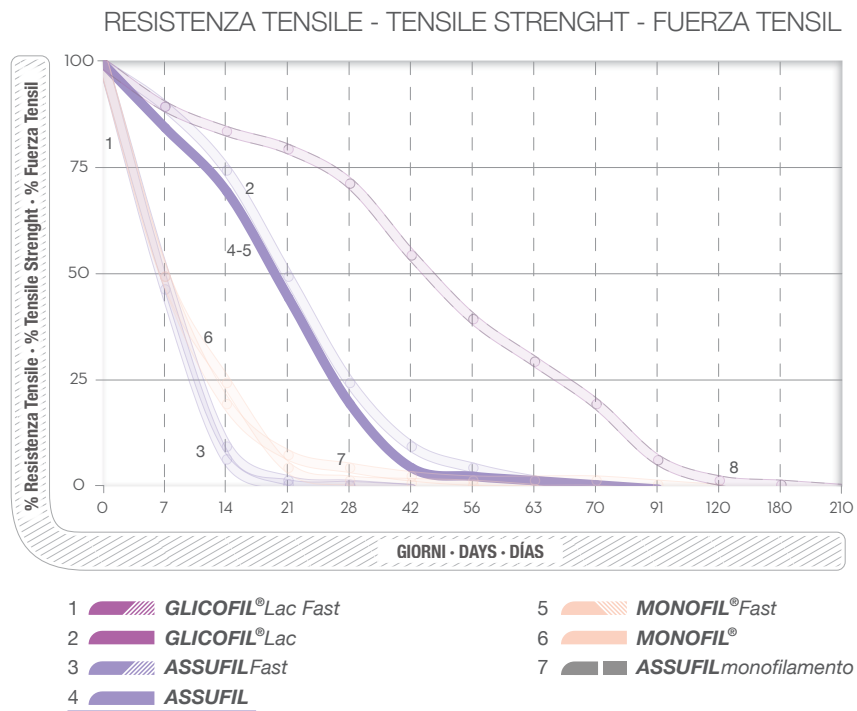
En la aproximación de los tejidos blandos y donde se necesite una absorción rápida de la sutura, circuncisión, heridas cutáneas y de la mucosa oral.



Sutura sintetica intrecciata e rivestita a medio assorbimento (60-90 giorni)

Braided and coated synthetic suture mid term absorption (60-90 days)

Sutura sintética trenzada y recubierta de absorción media (60-90 días)



ASSUFIL



MOLECOLA

Polimero di acido glicolico.

TIPO DI FILO

Sutura sintetica assorbibile intrecciata (monofilamento nei calibri: USP 10/0 - 9/0; EP 0,2 - 0,3) e rivestita.

COLORE

Viola (D&C Viola n.2=C.I. 60725) o non colorato.

DIAMETRI ED AGHI STANDARD

Diametri EP da 0,2 a 6; diametri USP da 10/0 a 3&4.

L'Assufil viene assemblato con aghi atraumatici in acciaio inox AISI 300 o AISI 400; possono anche essere del tipo "a distacco controllato" per permettere il distacco dell'ago con un semplice movimento del porta-ago.

RESISTENZA TENSILE

Dopo 7 gg dall'impianto permane ~ 90% della resistenza tensile, dopo 14 gg ~ 75% della resistenza tensile, dopo 21 gg ~ 50% della resistenza tensile, dopo 28 gg ~ 30% della resistenza tensile.

ASSORBIMENTO

Completo entro 60-90 giorni dall'impianto.

INDICAZIONI

In chirurgia generale, toracica, ortopedica, ginecologica, oftalmica, neurologica, nella riapprossimazione dei tessuti molli e/o ogni volta che si richieda una sutura chirurgica assorbibile.



COMPOSITION

Polymer of glycolic acid.

DESCRIPTION

Braided and coated synthetic absorbable suture (monofilament for size: USP 10/0 - 9/0; EP 0,2 - 0,3).

COLOUR

Violet (D&C Violet n.2 = C.I. 60725) or undyed.

SIZES AND STANDARD NEEDLES

EP from 0,2 to 6; USP from 10/0 to 3&4.

Assufil is attached to AISI 300 or AISI 400 stainless steel atraumatic needles; "easy-detaching" needle type is also available to allow the detachment of the needle by a simple movement of the needle-holder.

TENSILE STRENGTH

After 7 days from implant ~ 90% of the tensile strength remains, after 14 days ~75%, after 21 days ~ 50% and after 28 days ~ 30%.

ABSORPTION

Complete within 60-90 days.

INDICATIONS

In general surgery, thoracic surgery, orthopaedics, gynaecology, ophthalmic surgery, neurosurgery, in soft tissues approximation, when it is necessary an absorbable surgical suture.



MOLÉCULA

Polímero de ácido glicólico.

TIPO DE HILO

Sutura sintética absorbible trenzada (monofilamento en los calibres: USP 10/0 - 9/0; EP 0,2 - 0,3) y recubierta.

COLOR

Violeta (D&C Violeta n.2 = C.I. 60725) o incoloro.

DIÁMETRO Y AGUJAS

Diámetro EP de 0,2 a 6; diámetro USP de 10/0 a 3&4.

La sutura Assufil se presenta montada en agujas atraumáticas de acero inoxidable AISI 300 o AISI 400; también se monta en agujas de desenganche rápido, lo cual se realiza con un simple movimiento del porta-agujas.

FUERZA TENSIL


Después de 7 días de implantación mantiene ~ 90% de la fuerza tensil, después de 14 días ~ 75%, ~ 50% después de 21 días y ~ 30% después de 28 días.

ABSORCIÓN

La reabsorción completa del material se produce a los 60-90 días.

INDICACIONES

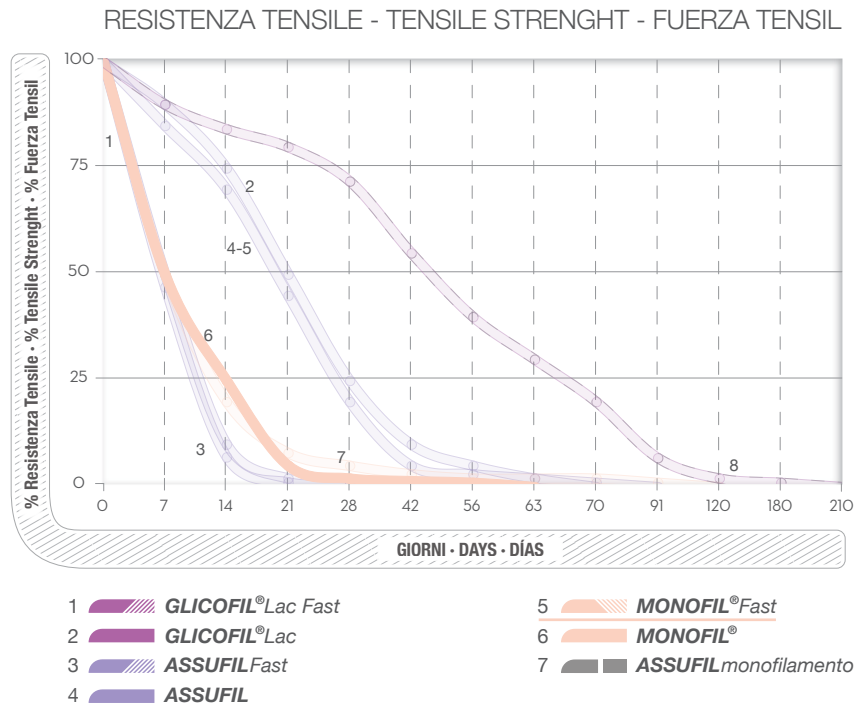
En cirugía general, torácica, ortopédica, ginecología, oftalmología, neurología, en la aproximación de los tejidos blandos y donde se necesite una sutura quirúrgica absorbible.



Sutura sintetica monofilamento a rapido assorbimento (50-60 giorni)

Synthetic monofilament suture short term absorption (50-60 days)

Sutura sintética monofilamento de absorción rápida (50-60 días)



MONOFIL® FAST



MOLECOLA

Poli (glicolide-co-ε-caprolattone).

TIPO DI FILO

Sutura sintetica assorbibile monofilamento a rapido assorbimento.

COLORE

Non colorato.

DIAMETRI

ED AGHI STANDARD

Diametri EP da 0,2 a 6; USP da 10/0 a 3&4.

Il Monofil Fast viene assemblato con aghi atraumatici in acciaio inox AISI 300 o AISI 400.

RESISTENZA TENSILE

Dopo 5 gg dall'impianto permane ~ 48-55% della resistenza tensile, dopo 10 gg ~ 25% della resistenza tensile, dopo 20 gg ~ 2% della resistenza tensile.

ASSORBIMENTO

Completo entro 50-60 giorni dall'impianto.

INDICAZIONI

Nella riapprossimazione dei tessuti molli e/o dove sia richiesto un assorbimento rapido della sutura.



COMPOSITION

Poly (glycolyde-co-ε-caprolactone).

DESCRIPTION

Synthetic monofilament short term absorption suture.

COLOUR

Undyed.

SIZES AND

STANDARD NEEDLES

EP from 0,2 to 6; USP from 10/0 to 3&4.

Monofil Fast is attached to AISI 300 or AISI 400 stainless steel atraumatic needles.

TENSILE STRENGTH

After 5 days from implant ~ 48-55% of the tensile strenght remains, after 10 days ~ 25%, after 20 days ~ 2%.

ABSORPTION

Complete within 50-60 days.

INDICATIONS

In soft tissues approximation, where a fast absorption of the suture is required.



MOLÉCULA

Poli (glicólida-co-ε-caprolactona).

TIPO DE HILO

Sutura sintética absorbible monofilamento de absorción rápida.

COLOR

Incoloro.

DIÁMETRO Y AGUJAS

Diámetro EP de 0,2 a 6; USP de 10/0 a 3&4.

El Monofil Fast se presenta montado con agujas atraumáticas de acero inoxidable AISI 300 o AISI 400.

FUERZA TENSIL


Después de 5 días de implantación mantiene ~ 48-55% de la fuerza tensil, ~ 25% después de 10 días, ~ 2% después de 21 días.

ABSORCIÓN

Completa a los 50-60 días de la implantación.

INDICACIONES

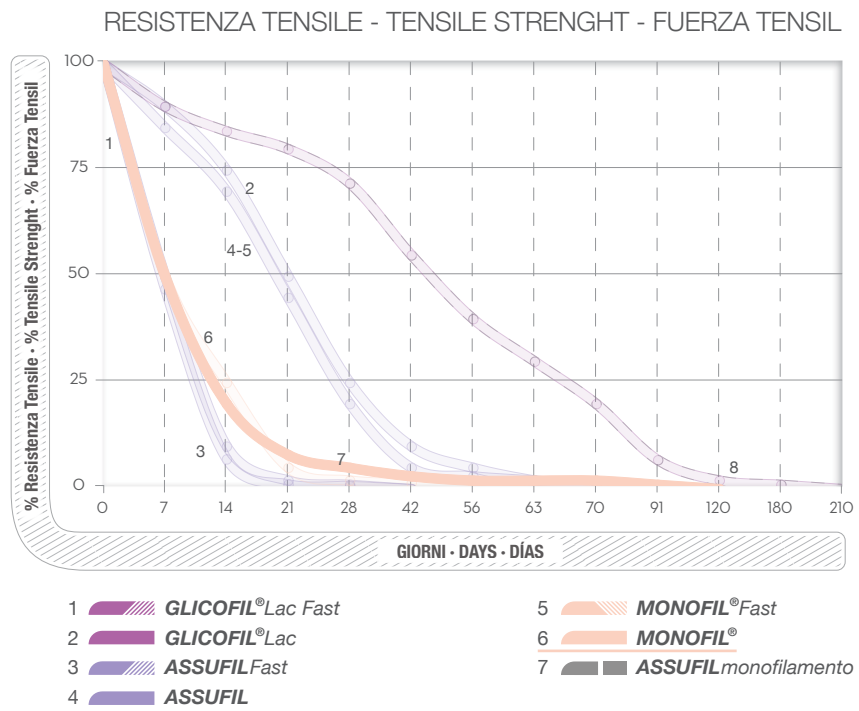
En la aproximación de los tejidos blandos y donde se necesite una absorción rápida de la sutura.



Sutura sintetica monofilamento a medio assorbimento (90-120 giorni)

Synthetic monofilament suture mid term absorption (90-120 days)

Sutura sintética monofilamento de absorción media (90-120 días)



MONOFIL[®]

**MOLECOLA**

Poli (glicolide-co-ε-caprolattone).

TIPO DI FILO

Sutura sintetica monofilamento a medio assorbimento.

COLORE

Viola (D&C Violet n.2=C.I. 60725) o non colorato.

DIAMETRI

Diametri EP da 0,2 a 6; USP da 10/0 a 3&4.

ED AGHI STANDARD

Il Monofil viene assemblato con aghi atraumatici in acciaio inox AISI 300 o AISI 400.

RESISTENZA TENSILE

Dopo 7 gg dall'impianto permane ~ 50%, dopo 14 gg ~ 20%.

ASSORBIMENTO

Completo entro 90-120 giorni dall'impianto.

INDICAZIONI

Nella riapprossimazione dei tessuti molli e/o dove sia richiesto un assorbimento medio della sutura.

**COMPOSITION**

Poly (glycolide-co-ε-caprolactone).

DESCRIPTION

Synthetic monofilament mid term absorption suture.

COLOUR

Violet (D&C Violet n.2=C.I. 60725) or undyed.

SIZES AND**STANDARD NEEDLES**

EP from 0,2 to 6; USP from 10/0 to 3&4.

Monofil is attached to AISI 300 or AISI 400 stainless steel atraumatic needles.

TENSILE STRENGTH

After 7 days from implant it retains ~ 50% and after 14 days it retains ~ 20%.

ABSORPTION

Complete within 90-120 days.

INDICATIONS

In soft tissues approximation, where a mid absorption of the suture is required.

**MOLÉCULA**

Poli (glicólida-co-ε-caprolactona).

TIPO DE HILO

Sutura sintética absorbible monofilamento de absorción media.

COLOR

Violeta (D&C Violet n.2=C.I. 60725) o incoloro.

DIÁMETRO Y AGUJAS

Diámetro EP de 0,2 a 6; USP de 10/0 a 3&4.

El Monofil se presenta montado con agujas atraumáticas de acero inoxidable AISI 300 o AISI 400.

FUERZA TENSIL

Después de 7 días de implantación retiene ~ 50% de la fuerza tensil, ~ 20% después de 14 días.


ABSORCIÓN

Completa a los 90-120 días de la implantación.

INDICACIONES

En la aproximación de los tejidos blandos y donde se necesite una absorción media de la sutura.

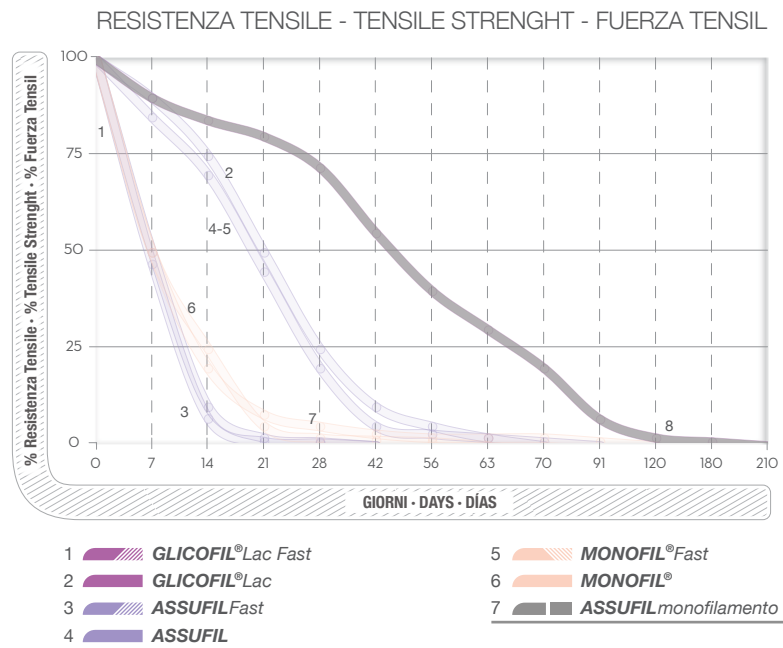
ASSUFIL MONOFILAMENTO



Sutura sintetica monofilamento a lungo assorbimento (180-210 giorni)

Synthetic monofilament suture long term absorption (180-210 days)

Sutura sintética monofilamento de absorción prolongada (180-210 días)



ASSUFIL MONOFILAMENTO



MOLECOLA	Polidiossanone o Poli(L-lattide-co-ε-caprolattone).
TIPO DI FILO	Sutura sintetica monofilamento a lungo assorbimento.
COLORE	Viola (D&C Violet n. 2 = C.I. 60725) o non colorato.
DIAMETRI ED AGHI STANDARD	Diametri EP da 0,2 a 6; USP da 10/0 a 3&4. Aghi atraumatici in acciaio inox AISI 300 o AISI 400 sono assemblati sull'Assufil monofilamento; possono anche essere del tipo "a distacco controllato" per permettere il distacco dell'ago con un semplice movimento del porta-aghi.
RESISTENZA TENSILE	Dopo 28 gg ~ 70-75% della resistenza tensile, dopo 42 gg ~ 55-60% della resistenza tensile.
ASSORBIMENTO	Completo entro 180-210 giorni dall'impianto.
INDICAZIONI	In chirurgia generale, toracica, ortopedica e/o ogni volta che si richieda una sutura chirurgica a lungo assorbimento.



COMPOSITION	Polydioxanone or Poly(L-lactide-co-ε-caprolactone).
DESCRIPTION	Synthetic monofilament long term absorption suture.
COLOUR	Violet (D&C Violet n. 2 = C.I. 60725) or undyed.
SIZES AND STANDARD NEEDLES	EP from 0,2 to 6; USP from 10/0 to 3&4. Assufil monofilament is attached to AISI 300 or AISI 400 stainless steel atraumatic needles; "easy-detaching" needle type is also available to allow the detachment of the needle by a simple movement of the needle-holder.
TENSILE STRENGTH	After 28 days from implant between ~ 70% and ~ 75% of the tensile strength remains, after 42 days between ~ 55% and ~ 60%.
ABSORPTION	Complete within 180-210 days.
INDICATIONS	In general surgery, thoracic surgery, orthopaedics, when a long-term absorption surgical suture is required.



MOLÉCULA	Polidioxanona o Poli(L-lactida-co-ε-caprolactona).
TIPO DE HILO	Sutura sintética absorbible monofilamento de absorción prolongada.
COLOR	Violeta (D&C Violet n. 2 = C.I. 60725) o incoloro.
DIÁMETRO Y AGUJAS	Diámetro EP de 0,2 a 6; Diámetro USP de 10/0 a 3&4. La sutura Assufil monofilamento se presenta montada en agujas atraumáticas de acero inoxidable AISI 300 or AISI 400, también se monta en agujas de desenganche rápido lo cual se realiza con un simple movimiento del portaguñas.
FUERZA TENSIL	Después de 28 días ~ 70-75% de la fuerza tensil, después de 42 días ~ 55-60% de la fuerza tensil.
ABSORCIÓN	Completa a 180-210 días de la implantación.
INDICACIONES	En cirugía general, torácica, ortopédica, donde se necesite una sutura quirúrgica de absorción lenta.



Seta nera intrecciata e rivestita

Black woven and coated silk

Seda negra trenzada y revestida

ASSUSILK



MOLECOLA

Seta.

TIPO DI FILO

Sutura naturale non assorbibile intrecciata e rivestita di silicone o cera d'api per la seta nera.

COLORE

Nero (Logwood Black C.I. 75290); blu (C.I. 52015) per la seta vergine.

DIAMETRI

Diametri EP da 0,3 a 7; diametri USP da 9/0 a 5.

ED AGHI STANDARD

La Seta viene assemblata con aghi atraumatici in acciaio inox AISI 300 o AISI 400.

INDICAZIONI

In chirurgia generale, vascolare, plastica, gastrointestinale, ogni volta che si ha la necessità di suturare o legare tessuti che richiedono una sutura non riassorbibile; la seta vergine è particolarmente indicata nella chirurgia oftalmica.



COMPOSITION

Silk.

DESCRIPTION

Natural non-absorbable braided suture coated with silicon or uncoated (Virgin Silk).

COLOUR

Black (Logwood Black C.I. 75290); blue (C.I. 52015) for virgin silk.

SIZES AND

STANDARD NEEDLES

EP from 0,3 to 7; USP from 9/0 to 5.

Assusilk is attached to AISI 302 or AISI 420 stainless steel atraumatic needles.

INDICATIONS

In general surgery, skin surgery, vascular surgery, plastic surgery, gastrointestinal surgery, when it is necessary to suture or to tie tissues requiring a non-absorbable suture; virgin silk is particularly indicated for ophthalmic surgery.



MOLÉCULA

Seda.

TIPO DE HILO

Sutura natural no absorbible trenzada y revestida de silicona, o no tratada, para la seda virgen.

COLOR

Negro (Logwood Black C.I. 75290); azul (C.I. 52015) para la seda virgen.

DIÁMETRO Y AGUJAS

Diámetro EP de 0,3 a 7; diámetro USP de 9/0 a 5.

La sutura Assusilk se presenta montada en agujas atraumáticas de acero inoxidable AISI 302 o AISI 420.

INDICACIONES

En cirugía general, de la piel, vascular, plástica, gastrointestinal, y cada vez que sea necesario suturar o ligar tejidos que necesiten una sutura no absorbible; la seda virgen está especialmente indicada para la cirugía oftálmica.



Poliestere intrecciato e rivestito

Braided Polyester coated

Poliester trenzado recubierto

ASTRALEN

**MOLECOLA**

Poliestere.

TIPO DI FILO

Sutura sintetica non assorbibile intrecciata e rivestita in silicone di grado medicale.

COLORE

Verde (green D&C n. 6 C.I. 61565) o non colorato.

DIAMETRI**ED AGHI STANDARD**

Diametri EP da 0,2 a 6; diametri USP da 10/0 a 3&4.

L'Astralen viene assemblato con aghi atraumatici in acciaio inox AISI 300 o AISI 400, viene anche preparato con pledget in PTFE.

INDICAZIONI

In chirurgia generale, ogni volta che si ha la necessità di suturare o legare tessuti che richiedano una sutura non riassorbibile, in chirurgia cardiovascolare e ortopedica.

**COMPOSITION**

Polyester.

DESCRIPTION

Braided synthetic non-absorbable suture coated with silicon.

COLOUR

Green (green D&C n. 6 C.I. 61565) or undyed.

SIZES AND**STANDARD NEEDLES**

EP from 0,2 to 6; USP from 10/0 to 3&4.

Astralen is attached to AISI 300 or AISI 400 stainless steel atraumatic needles; it is also available with PTFE pledget.

INDICATIONS

In general surgery, when it is necessary to suture or tie tissues requiring a non-absorbable suture, in cardiovascular surgery and orthopaedics.

**MOLÉCULA**

Poliéster.

TIPO DE HILO

Sutura sintética no absorbible trenzada y revestida con silicona.

COLOR

Verde (green D&C n. 6 C.I. 61565) o incoloro.

DIÁMETRO Y AGUJAS

Diámetro EP de 0,2 a 6; diámetro USP de 10/0 a 3&4.

La sutura Astralen se presenta montada en agujas atraumáticas de acero inoxidable AISI 300 o AISI 400. También se presenta con pledget de PTFE.

INDICACIONES

En cirugía general, o cuando sea necesario suturar o ligar tejidos que precisen una sutura no absorbible, en cirugía cardiovascular y ortopédica.



Poliestere intrecciato e rivestito di P.T.F.E. (Teflon)

P.T.F.E. (Teflon) coated braided Polyester

Poliester trenzado recubierto de P.T.F.E. (Teflon)

ASSUFLON



MOLECOLA

Poliestere.

TIPO DI FILO

Sutura sintetica non assorbibile rivestita in PTFE (politetrafluoretilene).

COLORE

Bianco naturale o verde (D&C green n. 6 C.I. 61565).

DIAMETRI

ED AGHI STANDARD

Diametro EP 0,2 a 6; diametro USP 10/0 a 3&4.

L'Assuflon viene assemblato con aghi atraumatici in acciaio inox AISI 300; viene anche predisposto con pledget in PTFE per prevenire la lacerazione dell'annulus delle valvole cardiache.

INDICAZIONI

In chirurgia vascolare ed in cardiocirurgia nella sostituzione delle valvole cardiache, ogni volta che si ha la necessità di suturare o legare tessuti che richiedano una sutura non assorbibile.



COMPOSITION

Polyester.

DESCRIPTION

Synthetic non-absorbable suture coated with PTFE (polytetrafluorethylene).

COLOUR

Natural white or green (D&C green n. 6 C.I. 61565).

SIZES AND

STANDARD NEEDLES

EP 0,2 to 6; USP 10/0 to 3&4.

Assuflon is attached to AISI 300 stainless steel atraumatic needles; it is also available with PTFE pledget to prevent the laceration of cardiac valves.

INDICATIONS

In vascular and cardiac surgery in the substitution of the cardiac valves, when it's necessary to suture or to tie tissues requiring a non-absorbable suture.



MOLÉCULA

Poliéster.

TIPO DE HILO

Sutura sintética no absorbible recubierta de PTFE (politetrafluoretileno).

COLOR

Blanco natural o verde (D&C green n. 6 C.I. 61565).

DIÁMETRO Y AGUJAS

Diámetro EP 0,2 a 6; diámetro USP 10/0 a 3&4.

La sutura Assuflon se presenta montada en agujas atraumáticas de acero inoxidable AISI 300. También se presenta con pledget de PTFE para prevenir la laceración del annulus de la válvula cardíaca.

INDICACIONES

En cirugía vascular y cardiocirugía, en la substitución de la válvula cardíaca y en todo tipo de suturas y ligaduras, en las que esté indicado el uso de un hilo no absorbible.



Nylon, monofilamento di poliammide

Nylon, polyamide monofilament

Nylon, monofilamento de poliamida

ASSUNYL



MOLECOLA

Poliammide 6 o Poliammide 6,6.

Le caratteristiche meccaniche e fisiche risultano invariate per entrambe le molecole.

TIPO DI FILO

Sutura sintetica non assorbibile monofilamento.

COLORE

Nero (Logwood Black C.I. 75290).

DIAMETRI

ED AGHI STANDARD

Diametri EP da 0,05 a 6; diametro USP da 12/0 a 2.

L'Assunyl viene assemblato con aghi atraumatici in acciaio inox AISI 300 o AISI 400.

INDICAZIONI

In chirurgia generale, oftalmica, plastica.



COMPOSITION

Polyamide 6 or Polyamide 6,6.

Mechanical and physical characteristics do not change much in the two types of polyamide.

DESCRIPTION

Synthetic non-absorbable monofilament suture.

COLOUR

Black (Logwood Black C.I. 75290).

SIZES AND

STANDARD NEEDLES

EP from 0,05 to 6; USP from 12/0 to 2.

Assunyl is attached to AISI 300 or AISI 400 stainless steel atraumatic needles.

INDICATIONS

In general surgery, ophthalmic surgery, plastic surgery.



MOLÉCULA

Poliamida 6 o Poliamida 6,6.

Las características físicas, químicas y mecánicas no varían de forma considerable, por los dos tipos de poliamida.

TIPO DE HILO

Sutura sintética no absorbible, monofilamento.

COLOR

Negro (Logwood Black C.I. 75290).


DIÁMETRO Y AGUJAS

Diámetro EP de 0,05 a 6; diámetro USP de 12/0 a 2.

La sutura Assunyl se presenta montada en agujas atraumáticas de acero inoxidable AISI 300 o AISI 400.

INDICACIONES

En cirugía general, cirugía oftálmica y plástica.



Polietero poliuretano monofilamento

Polyurethane polyeter monofilament

Monofilamento de Polieter poliuretano

ASSUPLUS



MOLECOLA

Polimero di polieter poliuretano.

TIPO DI FILO

Sutura sintetica non assorbibile monofilamento.

COLORE

Blu (C.I. 74160 ftalocianina), o non colorato.

DIAMETRI

ED AGHI STANDARD

Diametri EP da 0,2 a 6; diametri USP da 10/0 a 3&4.

L'Assuplus viene assemblato con aghi atraumatici in acciaio inox AISI 300 o AISI 400.

INDICAZIONI

In chirurgia generale, ortopedica, ogni volta che si ha la necessità di suturare tessuti a lenta cicatrizzazione o che richiedono una sutura non assorbibile. Per le sue rilevanti caratteristiche tecniche, quali l'alta resistenza, l'ottima scorrevolezza, morbidezza ed elasticità, l' Assuplus ha un'individuazione specifica in chirurgia plastica.



COMPOSITION

Polymer of polyurethane.

DESCRIPTION

Synthetic non-absorbable monofilament suture.

COLOUR

Blue (C.I. 74160 phthtalocyanine) or undyed.

SIZES AND

STANDARD NEEDLES

EP from 0,2 to 6; USP from 10/0 to 3&4.

Assuplus is attached to AISI 300 or AISI 400 stainless steel atraumatic needles.

INDICATIONS

In general surgery, orthopaedics, skin surgery, when it necessary to suture slow healing tissues or tissues requiring a non absorbable suture. Thanks to its technical features like its high resistance, excellent smoothness, softness and flexibility, Assuplus is particularly advisable for plastic surgery.



MOLÉCULA

Polímero de polieter poliuretánico.

TIPO DE HILO

Sutura sintética no absorbible, monofilamento.

COLOR

Azul (C.I. 74160 ftalocianina), o incoloro.


DIÁMETRO Y AGUJAS

Diámetro EP de 0,2 a 6; diámetro USP de 10/0 a 3&4.

La sutura Assuplus se presenta montada en agujas atraumáticas de acero inoxidable AISI 300 o AISI 400.

INDICACIONES

En cirugía general, ortopédica, de la piel y cada vez que sea necesario suturar tejidos de lenta cicatrización o que necesiten una sutura no absorbible. Por sus relevantes características técnicas, como la alta resistencia, fácil anudabilidad, manejabilidad y elasticidad, la sutura Assuplus está especialmente indicada para la cirugía plástica.



Polipropilene monofilamento
Polypropylene monofilament
Monofilamento de polipropileno

ASSUPRO



MOLECOLA

Polipropilene.

TIPO DI FILO

Sutura sintetica non assorbibile monofilamento.

COLORE

Blu (C.I. 74160 ftalocianina).

DIAMETRI

ED AGHI STANDARD

Diametro EP da 0,2 a 6; diametro USP da 10/0 a 3&4.

L'Assupro viene assemblato con aghi atraumatici in acciaio inox AISI 300 o AISI 400, viene anche confezionata in buste contenenti pledget in teflon o "accessori vari" (palline, collari, bottoni in polipropilene) utilizzati per ancorare il capo del filo nelle suture intradermiche.

INDICAZIONI

In chirurgia cardiovascolare, neurochirurgia, chirurgia generale, oftalmica, plastica, toracica, ogni volta che ci sia la necessità di suturare tessuti a lenta cicatrizzazione o che richiedano una sutura non assorbibile; come la maggior parte delle suture monofilamento, l'Assupro è indicata quando si devono suturare tessuti infetti o contaminati.



COMPOSITION

Polypropylene.

DESCRIPTION

Synthetic non-absorbable monofilament suture.

COLOUR

Blue (C.I. 74160 phthalocyanine).

SIZES AND

STANDARD NEEDLES

EP from da 0,2 to 6; USP from 10/0 to 3&4.

Assupro is attached to AISI 300 or AISI 400 stainless steel atraumatic needles. It is also packed in pouches containing teflon pledget or "sundry accessories" (polypropylene beads, collars and buttons) used to fix the thread end in intradermal sutures.

INDICATIONS

In cardiovascular surgery, neurosurgery, general surgery, ophthalmic surgery, plastic surgery, skin surgery, thoracic surgery, when it is necessary to suture slow healing tissues or tissues requiring a non absorbable suture. As most monofilament sutures, Assupro is indicated for suturing infected or contaminated tissues.



MOLÉCULA

Polipropileno.

TIPO DE HILO

Sutura sintética no absorbible, monofilamento.

COLOR

Azul (C.I. 74160 ftalocianina).

DIÁMETRO Y AGUJAS

Diámetro EP de 0,2 a 6; diámetro USP de 10/0 a 3&4.

La sutura Assupro se presenta montada en agujas atraumáticas de acero inoxidable AISI 300 o AISI 400. También se presenta con pledget de teflón y accesorios varios utilizados para anclar la punta del hilo en la sutura intradérmica.

INDICACIONES

En cirugía cardiovascular, neurocirugía, general, oftálmica, plástica, de la piel, torácica y cada vez que se precise suturar tejidos de lenta cicatrización o que necesiten una sutura no absorbible; como la mayoría de las suturas monofilamento, el Assupro está indicado cuando se deban suturar tejidos infectados o contaminados.



Monofilamento di polivinildenfluoruro (PVDF)

Polyvinylidenfluoride monofilament (PVDF)

Monofilamento de polivinildenfluoruro (PVDF)

ASSUVEN

**MOLECOLA**

Polivinildenfluoruro (PVDF).

TIPO DI FILO

Sutura sintetica non assorbibile monofilamento.

COLORE

Blu (C.I. 61568 Solvent blue 104).

**DIAMETRI
ED AGHI STANDARD**

Diametri EP da 0,2 a 6; diametri USP da 10/0 a 3&4.

L'Assuven viene assemblato con aghi atraumatici in acciaio inox AISI 300 o AISI 400, viene anche confezionata in buste contenenti pledget in teflon.

INDICAZIONI

In chirurgia cardiovascolare, neurochirurgia, chirurgia generale, oftalmica, plastica, toracica, ogni volta che si ha la necessità di suturare tessuti a lenta cicatrizzazione o che richiedono una sutura non assorbibile; come la maggior parte delle suture monofilamento, l'Assuven è indicata quando si devono suturare tessuti infetti o contaminati; inoltre, non aderendo ai tessuti, si utilizza quando si desidera rimuovere la sutura nel decorso post-operatorio.

**COMPOSITION**

Polyvinylidenfluoride (PVDF).

DESCRIPTION

Synthetic non-absorbable monofilament suture.

COLOUR

Blue (C.I. 61568 Solvent blue 104).

**SIZES AND
STANDARD NEEDLES**

EP from 0,2 to 6; USP from 10/0 to 3&4.

Assuven is attached to AISI 300 or AISI 400 stainless steel atraumatic needles. It is also packed in pouches containing teflon pledget.

INDICATIONS

In cardiovascular surgery, neurosurgery, general surgery, ophthalmic surgery, plastic surgery, skin surgery, thoracic surgery, when it is necessary to suture slow healing tissues or tissues requiring a non-absorbable suture; as most monofilament sutures, Assuven is indicated for suturing infected and contaminated tissues. Moreover, it is used when removing the suture during post-operative course because it doesn't provoke adhesions.

**MOLÉCULA**

Fluoruro de polivinilideno (PVDF).

TIPO DE HILO

Sutura sintética no absorbible monofilamento.

COLOR

Azul (C.I. 61568 Solvent blue 104).

DIÁMETRO Y AGUJAS

Diámetro EP de 0,2 a 6; diámetro USP de 10/0 a 3&4.

La sutura Assuven se presenta montada en agujas atraumáticas de acero inoxidable AISI 300 o AISI 400.

También empaquetado con pledget de teflon.

INDICACIONES

En cirugía cardiovascular, general, oftálmica, plástica, de la piel, torácica, y cada vez que sea necesario suturar tejidos de lenta cicatrización, o que se necesite una sutura no absorbible. Como la mayoría de las suturas monofilamento, el Assuven está especialmente indicado para suturar tejidos infectados o contaminados.

Además de no adherirse al tejido se utiliza cuando se precise remover la sutura en el transcurso del post-operatorio.



Poliammide multifilamento con guaina esterna

Braided polyamide-coated multifilament

Multifilamento de poliamida revestido de una vaina

ASSUMID



MOLECOLA

Poliammide 6 o Poliammide 6,6.

TIPO DI FILO

Sutura sintetica non assorbibile pseudo-monofilamento.

COLORE

Nero (Palatine Black C.I. 15710).

DIAMETRI

ED AGHI STANDARD

Diametro EP da 0,2 a 6; diametri USP da 10/0 a 3&4.

L'Assumid viene assemblato con aghi atraumatici in acciaio inox AISI 400.

INDICAZIONI

In chirurgia generale, plastica, ortopedica, ogni volta che si ha la necessità di suturare tessuti a lenta cicatrizzazione o che richiedono una sutura non assorbibile; come la maggior parte delle suture monofilamento, la sutura è indicata quando si devono suturare tessuti infetti o contaminati; inoltre, non aderendo ai tessuti, si utilizza quando si desidera rimuovere la sutura nel decorso post-operatorio.



COMPOSITION

Polyamide 6 or Polyamide 6,6.

DESCRIPTION

Synthetic non-absorbable pseudo-monofilament suture.

COLOUR

Black (Palatine Black C.I. 15710).

SIZES AND

STANDARD NEEDLES

EP from 0,2 to 6; USP from 10/0 to 3&4.

Assumid is attached to AISI 400 stainless steel atraumatic needles.

INDICATIONS

In general surgery, plastic surgery, orthopaedics, skin surgery, when it is necessary to suture slow healing tissues or tissues requiring a non-absorbable suture. As most monofilament sutures, Assumid is indicated for suturing infected and contaminated tissues. Moreover, it is used when removing the suture during the post-operative course because it does not provoke adhesions.



MOLÉCULA

Poliamida 6 o Poliamida 6,6.

TIPO DE HILO

Sutura sintética no absorbible pseudo-monofilamento.

COLOR

Negro (Palatine Black C.I. 15710).


DIÁMETRO Y AGUJAS

Diámetro EP de 0,2 a 6; diámetro USP de 10/0 a 3&4.

La sutura Assumid se presenta montada en agujas atraumáticas de acero inoxidable AISI 400.

INDICACIONES

En cirugía general, plástica, ortopédica, piel y cada vez que sea necesario suturar tejidos de lenta cicatrización o que necesiten una sutura no absorbible; como la mayor parte de las suturas monofilamento, esta sutura está especialmente indicada para cuando sea necesario suturar tejidos infectados y contaminados. Además de no adherirse al tejido, se utiliza cuando se precise remover la sutura en el transcurso del post-operatorio.



Acciaio monofilamento

Steel monofilament wire

Acero monofilamento

**MOLECOLA**

Acciaio. Lega metallica in ferro - carbonio - nichel - cromo.

TIPO DI FILO

Sutura sintetica non assorbibile monofilamento.

COLORE

Argento.

**DIAMETRI
ED AGHI STANDARD**

Diametri EP da 1,5 a 10; diametri USP da 4/0 a 8.
L'Assusteel viene assemblato con aghi atraumatici in acciaio inox AISI 300 o AISI 400.

INDICAZIONI

Chiusura dello sterno; ritenzione e riparazione dei tendini; in Ortopedia.

**COMPOSITION**

Steel. Metal alloy in iron - carbon - nickel - chromium.

DESCRIPTION

Synthetic non-absorbable monofilament suture.

COLOUR

Silver.

**SIZES AND
STANDARD NEEDLES**

EP from 1,5 to 10; USP from 4/0 to 8.
Assusteel is attached to AISI 300 or AISI 400 stainless steel atraumatic needles.

INDICATIONS

For sternum closure; for tendons retention and fixing; in orthopaedics.

**MOLÉCULA**

Acero. Aleación de metales en hierro - carbono - níquel - cromo.

TIPO DE HILO

Sutura sintética no absorbible monofilamento.

COLOR


Plata.

DIÁMETRO Y AGUJAS

Diámetro EP de 1,5 a 10; diámetro USP de 4/0 a 8.
La sutura Assusteel se presenta montada en agujas atraumáticas de acero inoxidable AISI 300 o AISI 400.

INDICACIONES

Cierre de esternón, retención y reparación de los tendones; en ortopedia.





Titanio monofilamento

Titanium monofilament

Titanio monofilamento

TITANIO

	MOLECOLA	Titanio, presenza in tracce di altri elementi: (C~0.01%, Fe~0.05%, N ~0.008%, O ~0.07%, H~ 0.002%).
	TIPO DI FILO	Monofilamento.
	COLORE	Naturale argentato.
	DIAMETRI ED AGHI STANDARD	Diametri da EP 2 a 10; Diametri da USP 3/0 a 8. Aghi atraumatici in acciaio inox AISI 300 o AISI 400.
	INDICAZIONI	Chiusura dello sterno; ritenzione e riparazione dei tendini; in chirurgia ortopedia.
	COMPOSITION DESCRIPTION	Titanium, traces of other elements: (C~0.01%, Fe~0.05%, N ~0.008%, O ~0.07%, H~ 0.002%).
	COLOUR	Silver.
	SIZES AND STANDARD NEEDLES	EP from 2 to 10; from USP 3/0 and 8. Titanio is attached to AISI 300 or AISI 400 stainless steel atraumatic needles.
	INDICATIONS	For sternum closure; for tendons retention and fixing; in orthopaedics surgery.
	MOLÉCULA	Titanio, indicios de otros elementos: (C~0.01%, Fe~0.05%, N ~0.008%, O ~0.07%, H~ 0.002%).
	TIPO DE HILO	Sutura sintética no absorbible monofilamento.
	COLOR	Plata.
	DIÁMETRO Y AGUJAS	Diámetro de EP 2 a 10; diámetro de USP 3/0 a 8. La sutura Titanio se presenta montada en agujas atraumáticas de acero inoxidable AISI 300 o AISI 400.
	INDICACIONES	Cierre de esternón, retención y reparación de los tendones; en cirugía ortopédica.



Sutura chirurgica sintetica non assorbibile intrecciata in polietilene.

Synthetic non-absorbable surgical suture braided in polyethylene.

Sutura quirúrgica sintética no absorbible trenzada en polietileno.

ULTRA FIBER



MOLECOLA

Multifilamento di polietilene.

TIPO DI FILO

Sutura sintetica non assorbibile.

COLORE

Non Colorato. Al fine di aumentarne la visibilità in campo operatorio, può essere arricchito da uno yarn di polipropilene di colore blu (Antrachinone Solvent blue 104 C.I. 61568 o Ftalocianina C.I. 74160).

DIAMETRI ED AGHI STANDARD

Diametri da EP 1,5 a EP 7; da USP 4/0 a USP 5.

Ultra Fiber viene assemblato con aghi in acciaio inox AISI serie 300 e AISI serie 400 di diverse dimensioni e forme.

INDICAZIONI

Chirurgia Ortopedica e Traumatologica.



COMPOSITION

Polyethylene multifilament.

DESCRIPTION

Synthetic non-absorbable surgical suture.

COLOUR

Undyed. In order to increase their visibility in the operating field, can be enriched by a yarn of polypropylene of a blue color (Antrachinone Solvent blue 104 C.I. 61568 or Ftalocianina C.I. 74160).

SIZES AND STANDARD NEEDLES

From EP 1,5 to EP 7; From USP 4/0 to USP 5.

Ultra Fiber is attached to AISI 300 or AISI 400 stainless steel atraumatic needles.

INDICATIONS

Orthopaedics & Trauma surgery.



MOLÉCULA

Polietileno multifilamento.

TIPO DE HILO

Sutura quirúrgica sintética no absorbible.

COLOR

Incoloro. Con el fin de aumentar su visibilidad en el campo de operación, puede ser enriquecida por un hilo de polipropileno de un color azul (Antrachinone Solvent blue 104 C.I. 61568 o Ftalocianina C.I. 74160).

DIÁMETRO Y AGUJAS

Diámetro EP de 1,5 a EP 7; USP de 4/0 a USP 5.

La sutura Ultra Fiber se presenta montada en agujas atraumáticas de acero inoxidable AISI 300 o AISI 400.

INDICACIONES

Ortopedia y Traumatología.

CERA NATURALE PER OSSA - BONE WAX - CERA PARA HUESOS

La cera per ossa è indicata per l'emostasi delle micro-emorragie ossee.

Confezione Peel-Open da 2,5 gr.

Bone wax is indicated for the hemostasis of micro-hemorrhages in bone injuries.

Peel-Open Packaging 2,5 g.

La cera para huesos está especialmente indicada para la hemostasis de las micro-hemorragias óseas.

Presentación Peel-Open de 2,5 g.

CODICE CODE CODIGO	BUSTE PACKS SOBRES	GRAMMI GRAMS GRAMOS
BW1	12	2,5



LANDANGER
TECHNOLOGIE POUR LA SANTÉ


Delacroix-Chevalier
Paris



100 years of Passion

Micro Dissections / Pincès à Dissection / Pinzas para Disección

DeBakey



P 3 - 4 - 5 - 6

SuperGrip
SuperGrip
SuperGrip



P 4 - 6 - 8 - 12 - 13 - 16

Counterbalanced
Contrebalancée
Contrabalanceada



P 5 - 6 - 9 - 14 - 18 - 20

Ring Tip
Extrémité Anneau
Extremidad Anillo



P 7 - 8 - 9 - 10

With Platform
Avec Plateforme
Con Plataforma



P 11 - 12 - 14 - 15 - 17 - 18

Without Platform
Sans Plateforme
Sin Plataforma



P 19 - 20

Atrauma and Delicate Tissue Forceps / Pincès Atraumatiques et Délicates / Pinzas Atraumáticas y Delicadas

Carpentier



P 21 - 22

DeBakey



P 23 - 24 - 25

Bayonet
Baïonette
Bayoneta



P 26

Gerald



P 27

Delicate
Délicates
Delicadas



P 28

Needle Pulling Forceps / Pincès pour Aiguilles / Pinzas para Aguja

Mac Indoe



P 29

Cushing



P 29

Potts-Smith



P 30

Chitwood-DeBakey



P 31-32-33

Wangensteen



P 34

Adson Brown



P 35

Prestige and Delicate Tissue Forceps / Pincès Prestige et Délicates / Pinzas Prestige y Delicadas

Prestige
Prestige
Prestige



P 36

Barraya



P 37

Adlerkreutz



P 37

Durand



P 37

Delicate Prestige
Délicates Prestige
Delicadas Prestige



P 38

Adson Tissue Forceps / Pincés Adson / Pinzas Adson

Adson

Micro Adson



P 39



P 39

Jeweler Tissue Forceps / Pincés d'Horloger / Pinzas de Relojero


P 40 - 41

Prestige Haemostatic Forceps / Pincés Hémostatiques Prestige / Pinzas Hemostáticas Prestige

Halstead

Leriche

Crile

Christophe



P 42



P 43



P 44



P 44

Dissectors / Dissecteurs / Disectores

Gemini

O'Shaughnessy

Saylor

Redon



P 45



P 46

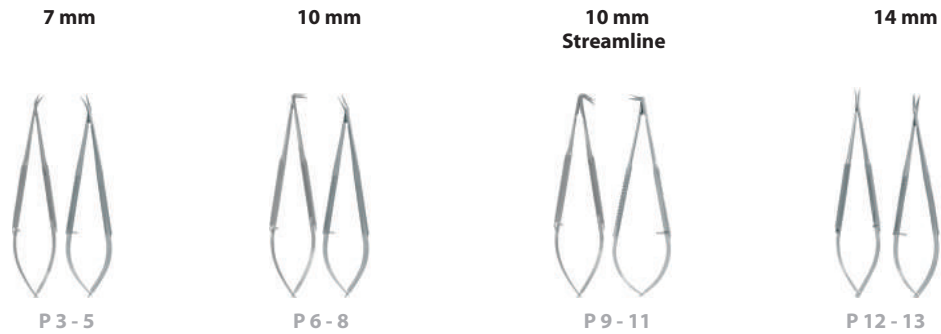


P 47

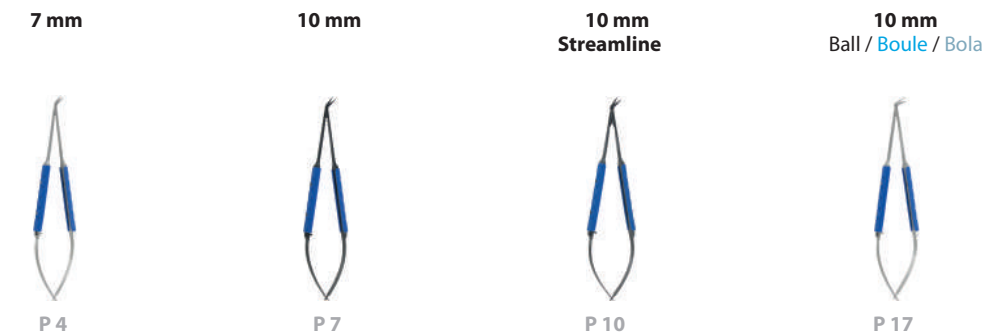


P 47

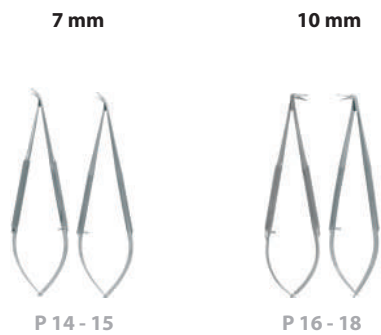
Jacobson Micro Scissors / **Micro Ciseaux Jacobson** / Micro Tijeras Jacobson




Jacobson SuperGrip Micro Scissors / **Micro Ciseaux SuperGrip Jacobson** / Micro Tijeras SuperGrip Jacobson



Ball Type Micro Scissors / **Micro Ciseaux à Extrémité Sphérique** / Micro Tijeras con Extremidad Esférica



Micro Scissors / **Micro Ciseaux** / Micro Tijeras



Bayonet Micro Scissors / Micro Ciseaux Baïonnette / Micro Tijeras Bayoneta

Buck Gramcko

Tenotomy / Ténotomie / Tenotomia

Vannas



P 21



P 22



P 23

Ring Handle Scissors / Ciseaux à Anneaux / Tijeras de Anillo

DeBaKey

Potts
Smith

Hegemann

Diethrich

Diethrich
Potts

Favaloro

Beall
Circumflex

Diethrich

De Martel

Cooley
Mayo

Lillehei
Potts

DeBaKey

Carpentier



P 24



P 25-26



P 27



P 28



P 29



P 30



P 30



P 30



P 31



P 32



P 33



P 33



P 33



P 34



P 35



P 36

Ring Handle Prestige Scissors / Ciseaux Prestige à Anneaux / Tijeras de Anillo Prestige

Metzenbaum Stevens

Boyd

Ross

Navarro

Metzenbaum
Fino

Satinsky

Mayo

Mayo
Stille

Mayo
Lexer

Metzenbaum

Metzenbaum
Fino



P 37



P 37



P 38



P 39



P 39



P 39



P 40



P 40



P 41



P 41




P 41



P 41



P 42



P 43

Scissors / Ciseaux / Tijeras

Wagner

Reynolds

Jameson

Mayo-Lexer

Mayo

Metzenbaum

Metzenbaum Fino

Toennis Adson



P 44



P 45



P 45



P 46



P 47



P 47



P 47



P 47



P 47



P 47

Sternal Retractors / Écarteurs Sternaux / Retractores Esternal

Adams



P 5 - 6 - 7 - 8 - 9

Carpentier



P 10 - 11 - 12

Carpentier

Pediatric / Pédiatrique / Pediátrico



P 13

Cossgrove



P 14

Couëtil




P 15 - 16 - 17

3 points
3 points
3 puntos



P 18

Mini Sternotomy
Mini-Sternotomie
Mini-Esternotomia



P 19

Dubost



P 20 - 21

Bypass+



P 22 - 23

Morse-Favaloro



P 25

Sternal Retractor
Ecarteur Sternal
Separadores para Esternón



P 26 - 27

Cooley



P 28 - 29 - 30

Burford



P 31 - 32

Ankeney



P 33

Intercostal Retractors / Écarteurs Intercostaux / Separadores Intercostales

Finochietto-Mathey



P 34 - 35

Finochietto



P 36 - 37

Navarro



P 38

Articulated-Arms



P 39

Direct Vision



P 40

Tuffer



P 41

Rib Contractors / Rapprocheurs de Côtes / Arrimadores de Costillas

Navarro



P 42

Bailey



P 43

Sellor



P 43

Gibbon



P 43

Retractors / Écarteurs / Separadores

Alm



P 45



P 46

Retractors / Écarteurs / Separadores

Beckmann



P 47

Weitlaner



P 48

Hand-held Retractors / Écarteurs à Main / Separadores de Mano

Cooley



P 49

Carpentier



P 50

Ross



P 51

Borowski



P 51



P 52



P 53

Semb



P 54

Spatulae, Hooks and Dissectors / Spatules, Crochets et Dissecteurs / Espátulas, Ganchos y Disectores

Carpentier



P 55



P 56

Toennis



P 57

Natali



P 57

Cushing



P 57

Krayenbuhl



P 57

Lung Spatulae / Spatules à Poumons / Espátulas para Pulmón

Chevret



P 58

Harrington



P 59

Davidson



P 60

Deaver



P 61

Hand-held Retractors / Écarteurs à Main / Separadores de Mano

Dubost



P 62

Gill-Vernet



P 63

Desmarres



P 64

Kocher-Langenbeck



P 65

Martin



P 66

Simon



P 66

Retractors Key Handles / Poignées pour Écarteurs / Asas para Separadores

For Retractor / Pour Écarteurs / Para Separadores : Carpentier / Dubost / Finochietto / Couëttil / Mathey



P 24

Small Clamps Chapter / Chapitre Petits Clamps / Capítulo Pequeñas Clamps

Bulldog Clips / Clips Bulldog / Clips Bulldog

Biemer Clips

Vessel Clips

Micro Vessel Clips



P 3



P 4 - 5 - 6



P 7

Bulldog Clamps / Clamps Bulldog / Clamps Bulldog

Diethrich

DeBakey

Hess

Johns Hopkins

Dubost

DeBakey

Cooley

Santulli

Gregory

DeBakey Gregory



P 8 - 9



P 9



P 9



P 10



P 11



P 12



P 13



P 14



P 14



P 15

DeBakey Glover

DeBakey Bulldog

Atraumatic Bulldog

Mini Glover



P 16



P 17



P 18 - 19



P 20

Ring Handle Bulldog Clamps / Clamps Bulldog à Anneaux / Bulldog Clamps con Anillos

Cooley Bulldog

DeBakey Bulldog



P 21



P 22 - 23

Small Clamps Chapter / Chapitre Petits Clamps / Capítulo Pequeñas Clamps

Vascular Clamps / Clamps Vasculaires / Clamps Vasculares

DeBakey Derra Cooley Derra DeBakey Delicate DeBakey DeBakey Bainbridge DeBakey Multi-Purpose Subramanian



P 24



P 25



P 26



P 27



P 28



P 29



P 30

Castaneda

Cooley

Scheibe

Cooley

Beck

Dale

Gregory

Cooley

Dardik



P 31 to/a/a 36



P 37



P 38



P 39 - 40



P 47



P 42



P 43



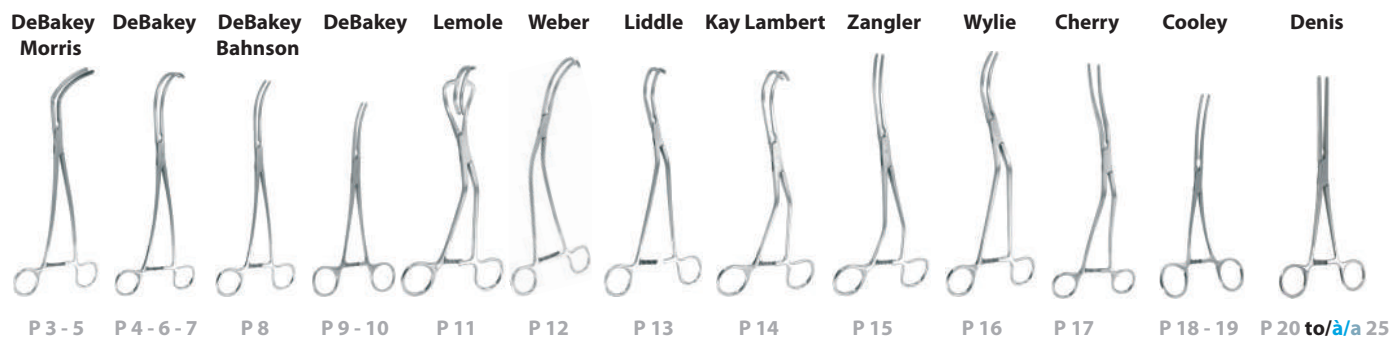
P 44 - 45



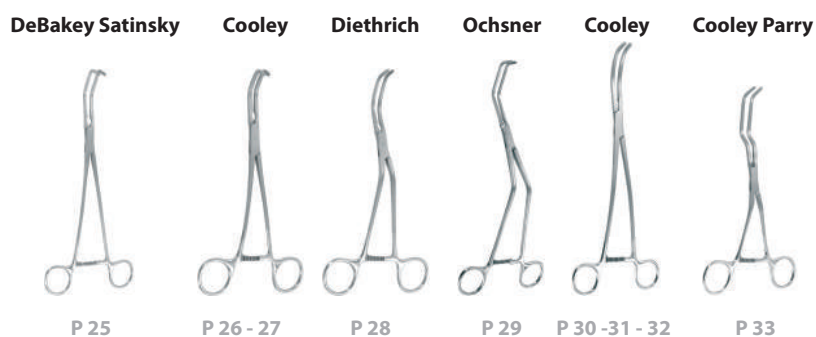
P 46

Clamps Chapter / Chapitre Clamps / Capítulo Clamps

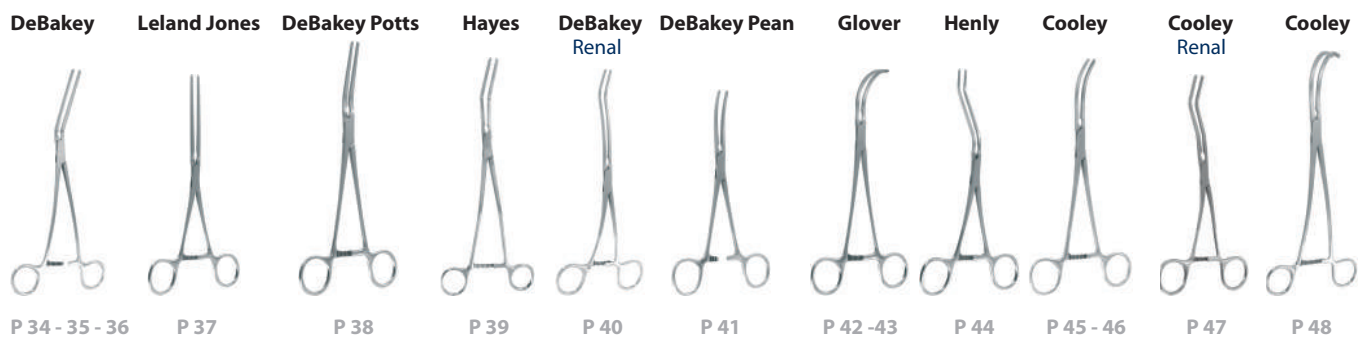
Clamps / Clamps / Clamps



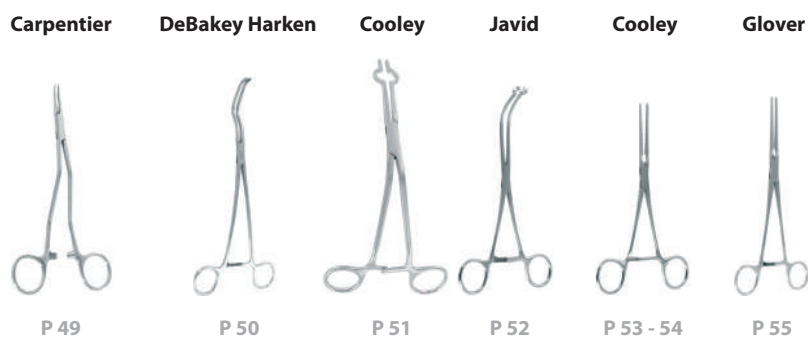
Tangential Occlusion Clamps / Clamps pour Occlusion Tangentielle / Clamps para Oclusión Tangencial



Vessels Clamps / Clamps pour Vaisseaux / Clamps para Vasos



Special Clamps / Clamps Spéciaux / Clamps Especiales



Dissectors / Dissecteurs / Disectores

DeBakey

Navarro



P 56



P 57

Ligature Carriers / Clamps Passe-Fils / Clamps Pasa Hilos

DeBakey Semb

DeBakey

Wylie

Cooley Beck

Cooley



P 58



P 59



P 60



P 61



P 62 - 63

Grasping Forceps / Pincers à Préhension / Pinzas de Prensa

Duval

Navarro

Allis

Babcock

Petrella

Lees

Price Thomas

Mathey



P 64



P 65



P 66



P 67



P 68



P 69



P 70



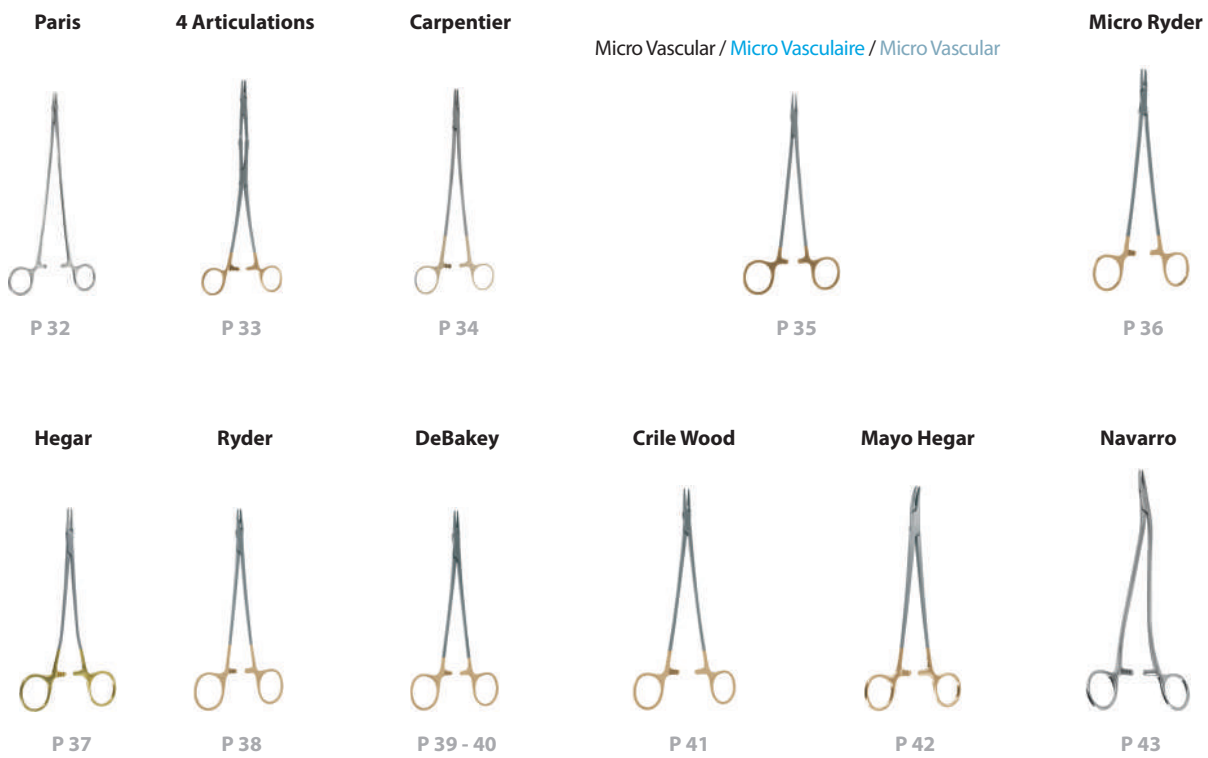
P 70

Needle Holders Chapter / Chapitre Porte-Aiguilles / Capítulo Porta Agujas

Micro Needle Holders / Micro Porte-Aiguilles / Micro Porta Agujas



Ring Handle Needle Holders / Porte-Aiguilles à Anneaux / Porta Agujas con Anillos



Vascular Knot Pusher / Pousse-Noeuds Vasculaire / Empuja Nudos Vascular



Grasping Forceps / Pincers à Torsader / Pinzas para Retorcer



P 45 - 46

Wire Cutters / Coupe Fils / Corta Hilos



P 47

Dilators / Testeurs / Comprobadores

Memory Shape / Mémoire de Forme / Memoria de Forma



P 3

DeBakey

Garrett



P 4



P 4

Suture Passers / Tire-Fils / Tira Hilos

Dubost

Rumel



P 5



P 5



P 5

Suction Tubes / Canules d'Aspiration / Canulas de Aspiración

Frazier

Baby Yankauer

Andrews Pynchon

Yankauer

Poole

DeBakey

Cooley



P 6



P 7



P 8



P 8



P 8



P 9



P 10



P 11

Scalpel Handle / Manche de Bistouris / Mango de Bisturís

Navarro



P 12

Vein Holder / Chausse Veine / Calza Venas

Kienny



P 13

Tubing Clamp / Presse Tube / Apreta Tubo

Murphy



P 14

Instruments Holder / Porte Instruments / Porta Instrumentos

Lortat Jacob



P 15

Bypass Set / Kit pour Pontages / Kit para Puntajes

Basic Set / Kit Essentiel / Kit Esencial

Micro Dissecting Forceps

Micro Pinces à Dissection / Micro Pinzas Para Disección

DC12310-18

L: 180 mm - 7" - 180 g - Diamonite
With Platform / Avec Plateforme / Con Plataforma : 0.4 x 6 mm



DC12710-21

L: 205 mm - 8" - 180 g - Diamonite
Counterbalanced / Contrebalancée / Contrabalanceada
With Platform / Avec Plateforme / Con Plataforma : 0.4 x 6 mm



Dissecting Forceps

Pinces à Dissection / Pinzas Para Disección

DC15100-21

Potts Smith - L: 210 mm - 8"
Tungsten Jaws / Mors Tungstène / Bocas Tungsteno : 1.8 mm



DC13010-23

Carpentier - L: 230 mm - 9 1/2" - 300 g
Resano Jaws / Mors Resano / Bocas Resano



DC13200-24

DeBaKey - L: 240 mm - 9 1/2" - 200 g
Jaws / Mors / Bocas : 2 mm



Micro Scissors

Micro Ciseaux / Micro Tijeras

DC20060-18 : 25°

Jacobson - L: 180 mm - 7"
Blades / Lames / Lamas : 10 mm



DC20061-18 : 45°

Jacobson - L: 180 mm - 7"
Blades / Lames / Lamas : 10 mm



DC20063-18 : 90°

Jacobson - L: 180 mm - 7"
Blades / Lames / Lamas : 10 mm



DC20064-18 : 125°

Jacobson - L: 180 mm - 7"
Blades / Lames / Lamas : 10 mm



DC20141-18 :

Streamline - L: 180 mm - 7"
Curved / Courbe / Curva - Blades / Lames / Lamas : 10 mm



Ring Handle Scissors

Ciseaux à Anneaux / Tijeras con Anillos

B86370

Reynolds Prestige - L: 150 mm - 6"
Supercut / Microdentés / Micro serrada - Straight / Droit / Recta



B86375

Reynolds Prestige - L: 150 mm - 6"
Supercut / Microdentés / Micro serrada - Curved / Courbe / Curva



B86385

Jameson Prestige - L: 180 mm - 7"
Supercut / Microdentés / Micro serrada - Curved / Courbe / Curva



DC21151-19 : 45°

Potts Smith - L: 190 mm - 7 1/2"



DC21212-19 : 45°

Hegemann - L: 190 mm - 7 1/2"



DC21214-19 : 90°

Hegemann - L: 190 mm - 7 1/2"



DC21215-19 : 125°

Hegemann - L: 190 mm - 7 1/2"



Retractor

Écarteur / Separador

DC30700-00

Bypass - L: 170 mm - 9"
Max Opening / Ouverture Max / Apertura Max : 230 mm



Hook and Spatula

Crochet et Spatule / Gancho y Espátula

DC33100-00

Carpentier Hook / Crochet Carpentier / Gancho Carpentier - L: 240 mm - 9 1/2"
Angle: 90°



DC34100-00

Natali Spatula / Spatule Natali / Espátula Natali
L: 200 mm - 7 1/2"



Bypass Set / Kit pour Pontages / Kit para Puntages

Basic Set / Kit Essentiel / Kit Esencial

Clamps
Clamps / Clamps

B86505

Halstead - L : 120 mm - 5"
Straight / Droite / Recta - Without Teeth / Sans Griffes / Sin dientes



B86515

Halstead - L : 120 mm - 5"
Straight / Droite / Recta - Without Teeth / Sans Griffes / Sin dientes



DC40080-26

DeBakey - L : 265 mm - 10 1/2"
Curved Jaws / Mors Courbes / Bocas Curvas



DC40263-26

DeBakey Satinsky - Vena Cava - L : 265 mm - 10 1/2"
Double Angled Jaws / Mors Double Courbure / Bocas doble Curvatura



B60535

Redon - L : 140 mm - 5 1/2"



DC41009-57

Johns Hopkins Bulldog - L : 57 mm
Curved / Courbe / Curva



Micro Needle Holders
Micro Porte-Aiguilles / Micro Porta-Agujas

DC50002-21

Jacobson - L : 205 mm - 8" - Diamonite - Straight / Droit / Recta
Width / Largeur / Anchura : 0.3 mm - Ratchet / Crémaillère / Cremallera



DC50442-21

Jacobson - L : 205 mm - 8" - Tungsten / Tungstène / Tungsteno - Straight / Droit / Recta
Width / Largeur / Anchura : 1.2 mm - Ratchet / Crémaillère / Cremallera



DC50610-23

Jacobson - L : 230 mm - 9 1/2" - Diamonite
Straight / Droit / Recta - Ratchet / Crémaillère / Cremallera



Ring Handle Needle Holders
Porte-Aiguilles à Anneaux / Porta-Agujas con Anillos

DC51100-23

L : 230 mm - 9 1/2"



DC51110-20

Micro Ryder
L : 200 mm - 7 7/8"



DC51150-20

DeBakey
L : 200 mm - 7 7/8"



DC51170-24

Mayo Hegar
L : 240 mm - 9 1/2"



Special Instruments
Instruments Spéciaux / Instrumentos Especiales

DC70401-15 - DC70402-15 - DC70403-15

Cannulas / Canules / Canulas : ø : 1.6 mm



DC70401-25 - DC70402-25 - DC70403-25

Cannulas / Canules / Canulas : ø : 2.5 mm



DC71420-15

Garrett Dilator / Dilateur Garrett / Dilatador Garrett
ø : 1.5 mm - L : 140 mm - 5 1/2"



DC71420-20

Garrett Dilator / Dilateur Garrett / Dilatador Garrett
ø : 2.0 mm - L : 140 mm - 5 1/2"



DC70800-26

Stylet - L : 260 mm - 10"
With Ring / Avec Anneau / Con Anillo - Without Teeth / Sans Griffes / Sin Dientes



J758300

L : 220 mm - 9"
4 Articulations - ø Max 2.5 mm - Tungsten Jaws / Mors Tungstène / Bocas Tungsteno



Bypass Set / Kit pour Pontages / Kit para Puntajes

Additional Set / Kit Complémentaire / Kit Adicional

Micro Dissecting Forceps

Micro Pinces à Dissection / Micro Pinzas Para Disección

DC12000-21

DeBaKey - L: 210 mm - 8" - 180 g - Jaws / *Mors* / Bocas : 1.3 mm
Straight / *Droite* / Recta



DC12900-21

L: 210 mm - 8" - 180 g - Diamonite
Ring Tip / *Bout Anneau* / Extremidad Anillo : 1 mm



Dissecting Forceps

Pince à Dissection / Pinza Para Disección

DC15400-20

Chitwood DeBaKey - L: 200 mm - 7 1/2" - 200 g
Jaws / *Mors* / Bocas : 1.5 mm - Tungsten / *Tungstène* / Tungsteno



Micro Scissors

Micro Ciseaux / Micro Tijeras

DC20061-21 : 45°

Jacobson - L: 210 mm - 8"
Blades / *Lames* / Lamas : 10 mm



DC20063-21 : 90°

Jacobson - L: 210 mm - 8"
Blades / *Lames* / Lamas : 10 mm



DC20064-21 : 125°

Jacobson - L: 210 mm - 8"
Blades / *Lames* / Lamas : 10 mm



DC20121-18 : 45°

L: 180 mm - 7" - Ball Type / *Extrémité Sphérique* / Extremidad Esférica : 1.5 mm
Blades / *Lames* / Lamas : 10 mm



DC20123-18 : 90°

L: 180 mm - 7" - Ball Type / *Extrémité Sphérique* / Extremidad Esférica : 1.5 mm
Blades / *Lames* / Lamas : 10 mm



DC20124-18 : 125°

L: 180 mm - 7" - Ball Type / *Extrémité Sphérique* / Extremidad Esférica : 1.5 mm
Blades / *Lames* / Lamas : 10 mm



Clamps

Clamps / Clamps

DC40411-20

Kay Lambert - L: 200 mm - 7 1/2"
Angled Shanks / *Branches Coudées* / Ramas Angulada



DC43710-18

Gemini - L: 180 mm - 7"
Fine / *Fin* / Fina - 1/2 Curved / *1/2 Courbe* / 1/2 Curva



DC43711-18

Gemini - L: 180 mm - 7"
Very Fine / *Très Fin* / Muy Fina - 1/2 Curved / *1/2 Courbe* / 1/2 Curva



DC41230-48

Diethrich Bulldog - L: 48 mm - 80 g
Jaws / *Mors* / Bocas : 0.8 mm - Angled / *Coudée* / Angulada



DC41230-50

Diethrich Bulldog - L: 50 mm - 80 g
Jaws / *Mors* / Bocas : 1.2 mm - Angled / *Coudée* / Angulada



DC41230-52

Diethrich Bulldog - L: 55 mm - 80 g
Jaws / *Mors* / Bocas : 2.0 mm - Angled / *Coudée* / Angulada



Micro Needle Holder

Micro Porte-Aiguilles / Micro Porta-Agujas

DC50202-21

Jacobson - L: 205 mm - 8" - Diamonite - Straight / *Droit* / Recta
Width / *Largeur* / Anchura : 0.8 mm - Ratchet / *Crémaillère* / Cremallera



Special Instruments

Instruments Spéciaux / Instrumentos Especiales

DC51180-18

Forceps for Cerclage Thread / *Pour Torsader les Fils* / Para Retorcer los Hilos
L: 180 mm - 7"



Carpentier Surgery Set / Kit pour Chirurgie Carpentier / Kit para Cirugía Carpentier

Basic Set / Kit Essentiel / Kit Esencial

Dissecting Forceps

Pincès à Dissection / Pinzas Para Disección

DC13010-23

Carpentier - L: 230 mm - 9 1/2" - 300 g
Resano Jaws / *Mors Resano* / Bocas Resano



DC13010-32

Carpentier - L: 320 mm - 13" - 300 g
Resano Jaws / *Mors Resano* / Bocas Resano



DC13110-28

Carpentier - L: 280 mm - 11" - 300 g
3 Articulations - Resano Jaws / *Mors Resano* / Bocas Resano



DC13200-24

DeBakey - L: 240 mm - 9 1/2" - 200 g
Jaws / *Mors* / Bocas: 2 mm



DC13200-30

DeBakey - L: 300 mm - 12" - 200 g
Jaws / *Mors* / Bocas: 2 mm



Ring Handle Scissors

Ciseaux à Anneaux / Tijeras con Anillos

B35100

Metzenbaun Fino - L: 230 mm - 9"
Curved / *Courbe* / Curva - Tungsten / *Tungstène* / Tungsteno



Retractors

Écarteurs / Separadores

DC30000-00

Carpentier - L: 175 mm - 7"
Max Opening / *Ouverture Max* / Apertura Max: 280 mm - 11"



DC33000-14

Carpentier - L: 240 mm - 9 1/2"
Width / *Largeur* / Anchura: 14 mm



DC33000-17

Carpentier - L: 240 mm - 9 1/2"
Width / *Largeur* / Anchura: 17 mm



DC33000-20

Carpentier - L: 240 mm - 9 1/2"
Width / *Largeur* / Anchura: 20 mm



DC33100-00

Carpentier - L: 240 mm - 9 1/2"
Angle: 90°



DC33110-01

Carpentier - L: 240 mm - 9 1/2"
Angle: 125° - Extended / *Allongé* / Extendido



DC33120-00

Carpentier - L: 240 mm - 9 1/2"
Angle: 45°



Ring Handle Needle Holders

Porte-Aiguilles à Anneaux / Porta-Agujas con Anillos

DC51000-23

Carpentier - L: 230 mm - 9"



DC51011-27

Carpentier - L: 270 mm - 10 1/2"
4 Articulations



DC51150-23

DeBakey - L: 230 mm - 9"



DC51170-24

Mayo Hegar - L: 240 mm - 9 1/2"



Special Instruments

Instruments Spéciaux / Instrumentos Especiales

DC51180-18 - Forceps For Cerclage Thread

Pince à Torsader les Fils / Pinza para Retorcer los Hilos
L: 180 mm - 7"



Carpentier Surgery Set / Kit pour Chirurgie Carpentier / Kit para Cirugía Carpentier

Additional Set / Kit Complémentaire / Kit Adicional

Micro Dissecting Forceps

Micro Pince à Dissection / Micro Pinza Para Disección

DC12500-21

DeBaKey - L: 210 mm - 8 1/2" - 180 g - Jaws / Mors: 1.3 mm
Straight / Droite / Recta - Counterbalanced / Contrebalancée / Contrabalanceado



Dissecting Forceps

Pinces à Dissection / Pinzas Para Disección

B86785

Durand Prestige - L: 200 mm - 7 1/2"
Russian Model / Patte de Velours / Modelo Ruso



DC13100-24

DeBaKey - L: 240 mm - 9 1/2" - 200 g
Jaws / Mors / Bocas: 1.5 mm



Ring Handle Scissors

Ciseaux à Anneaux / Tijeras con Anillos

B351751

Metzenbaum - L: 250 mm - 10"
Curved / Courbe / Curva - Tungsten / Tungstène / Tungsteno



DC21050-26

Carpentier - L: 260 mm - 10 1/2"
4 Articulations



DC21212-19: 45°

Hegemann - L: 190 mm - 7 1/2"
Angle: 45°



Retractors

Écarteurs / Separadores

DC36800-06

Cooley - L: 215 mm - 8 1/2" - Width / Largeur / Anchura: 40 mm
Depth / Profondeur / Profundidad: 35 mm - Right / Droite / Derecha



DC36800-12

Cooley - L: 250 mm - 10" - Width / Largeur / Anchura: 50 mm
Depth / Profondeur / Profundidad: 10 mm - Left / Gauche / Izquierda

Clamps

Clamps / Clamps

DC40100-12

DeBaKey - L: 120 mm - 5"
Straight / Droit / Recta



DC45000-25

Carpentier - L: 250 mm - 10"
Resano Jaws / Mors Resano / Bocas Resano



DC45001-25

Carpentier - L: 250 mm - 10" - Resano Jaws / Mors Resano / Bocas Resano
Strongly Angled / Très Coudés / Muy Angulada



DC45000-29

Carpentier - L: 290 mm - 11 2/5"
Resano Jaws / Mors Resano / Bocas Resano



Ring Handle Needle Holders

Porte-Aiguilles à Anneaux / Porta-Agujas con Anillos

DC51110-23

Micro Ryder
L: 230 mm - 9 1/2"



DC51130-20

Ryder
L: 200 mm - 8"



DC51170-16

Mayo Hegar
L: 160 mm - 6 1/4"



DC51170-20

Mayo Hegar
L: 200 mm - 8"



Special Instrument

Instrument Spécial / Instrumento Especial

DC81400-00

Obadia Suture Ring / Anneau à Suture Obadia / Anillo para Sutura
ø 220 mm



Microsurgery Set / Kit pour Microchirurgie / Kit para Microcirugía

Basic Set / Kit Essentiel / Kit Esencial

Dissecting Forceps

Pincès à Dissection / Pinzas Para Disección

DC12000-18

DeBakey - L: 180 mm - 7" - 180 g - Jaws / Mors / Bocas : 1.3 mm
Straight / Droite / Recta



DC12000-21

DeBakey - L: 210 mm - 8" - 180 g - Jaws / Mors / Bocas : 1.3 mm
Straight / Droite / Recta



DC12310-18

L: 180 mm - 7" - 180 g - Diamonite
With Platform / Avec Plateforme / Con Plataforma : 0.4 x 6 mm



DC12310-21

L: 210 mm - 8" - 180 g - Diamonite
With Platform / Avec Plateforme / Con Plataforma : 0.4 x 6 mm



DC12710-21

L: 205 mm - 8" - 180 g - Diamonite
Counterbalanced / Contrebalancée / Contrabalanceada
With Platform / Avec Plateforme / Con Plataforma : 0.4 x 6 mm



DC12920-18

L: 180 mm - 7" - 180 g - Diamonite
Ring Tip / Bout Anneau / Con Anillo : 1 mm
Counterbalanced / Contrebalancée / Contrabalanceada



DC12920-21

L: 205 mm - 8" - 180 g - Diamonite
Ring Tip / Bout Anneau / Con Anillo : 1 mm
Counterbalanced / Contrebalancée / Contrabalanceada



Micro Scissors

Micro Ciseaux / Micro Tijeras

DC20061-18: 45°

Jacobson - L: 180 mm - 7" - 45°
Blades / Lames / Lamas : 10 mm



DC20062-18: 60°

Jacobson - L: 180 mm - 7" - 60°
Blades / Lames / Lamas : 10 mm



DC20063-18: 90°

Jacobson - L: 180 mm - 7" - 90°
Blades / Lames / Lamas : 10 mm



DC20064-18: 125°

Jacobson - L: 180 mm - 7" - 125°
Blades / Lames / Lamas : 10 mm



DC20143-18: 45°

Streamline - L: 180 mm - 7" - 45°
Blades / Lames / Lamas : 10 mm



DC20146-18: 125°

Streamline - L: 180 mm - 7" - 125°
Blades / Lames / Lamas : 10 mm



Micro Needle Holders

Micro Porte-Aiguilles / Micro Porta-Agujas

DC50102-21

Jacobson - L: 205 mm - 8" - Diamonite - Straight / Droit / Recta
Width / Largeur / Anchura : 0.5 mm - Ratchet / Crémaillère / Cremallera



DC50201-18

Jacobson - L: 180 mm - 7" - Diamonite - Straight / Droit / Recta
Width / Largeur / Anchura : 0.8 mm - Ratchet / Crémaillère / Cremallera



DC50202-21

Jacobson - L: 205 mm - 8" - Diamonite - Straight / Droit / Recta
Width / Largeur / Anchura : 0.8 mm - Ratchet / Crémaillère / Cremallera



DC50302-21

Jacobson - L: 215 mm - 8" - Tungsten / Tungstène / Tungsteno - Straight / Droit / Recta
Width / Largeur / Anchura : 1.0 mm - Ratchet / Crémaillère / Cremallera



DC50342-21

Jacobson - L: 210 mm - 8" - Tungsten / Tungstène / Tungsteno - Straight / Droit / Recta
Width / Largeur / Anchura : 1.0 mm - Ratchet / Crémaillère / Cremallera



DC50442-21

Jacobson - L: 205 mm - 8" - Tungsten / Tungstène / Tungsteno - Straight / Droit / Recta
Width / Largeur / Anchura : 1.2 mm - Ratchet / Crémaillère / Cremallera



DC50542-21

Jacobson - L: 205 mm - 8" - Tungsten / Tungstène / Tungsteno - Straight / Droit / Recta
Width / Largeur / Anchura : 1.5 mm - Ratchet / Crémaillère / Cremallera



Microsurgery Set / Kit pour Microchirurgie / Kit para Microcirugía

Additional Set / Kit Complémentaire / Kit Adicional

Dissecting Forceps

Pinces à Dissection / Pinzas Para Disección

DC12100-18

DeBakey - L: 180 mm - 7" - 180 g - Jaws / Mors / Bocas : 0.4 mm
Straight / Droite / Recta



DC12500-21

DeBakey - L: 210 mm - 8" - 180 g - Jaws / Mors / Bocas : 1.3 mm
Straight / Droite / Recta - Counterbalanced / Contrebalancée / Contrabalanceada



DC12900-21

L: 210 mm - 8" - 180 g - Diamonite
Ring Tip / Bout Anneau / Extremidad Anillo: 1 mm



DC50341-18

Jacobson - L: 180 mm - 7" - Tungsten / Tungstène / Tungsteno - Straight / Droit / Recta
Width / Largeur / Anchura: 1.0 mm - Ratchet / Crémaillère / Cremallera



DC50501-18

Jacobson - L: 180 mm - 7" - Tungsten / Tungstène / Tungsteno - Straight / Droit / Recta
Width / Largeur / Anchura: 1.5 mm - Ratchet / Crémaillère / Cremallera



DC50543-23

Jacobson - L: 225 mm - 9" - Tungsten / Tungstène / Tungsteno - Straight / Droit / Recta
Width / Largeur / Anchura: 1.5 mm - Ratchet / Crémaillère / Cremallera



DC50634-23

Jacobson - L: 230 mm - 9" - Diamonite - Straight / Droit / Recta
Heavy Style / Modèle Épais / Modelo Forte - Ratchet / Crémaillère / Cremallera



Micro Scissors

Micro Ciseaux / Micro Tijeras

DC20141-18:

Streamline - L: 180 mm - 7"
Curved / Courbe / Curva - Blades / Lames / Lamas: 10 mm



Micro Needle Holders

Micro Porte-Aiguilles / Micro Porta-Agujas

DC50001-18

Jacobson - L: 180 mm - 7" - Diamonite - Straight / Droit / Recta
Width / Largeur / Anchura: 0.3 mm - Ratchet / Crémaillère / Cremallera



DC50101-18Ti: Titanium / Titane / Titanio

Jacobson - L: 180 mm - 7" - Diamonite - Straight / Droit / Recta
Width / Largeur / Anchura: 0.5 mm - Ratchet / Crémaillère / Cremallera



DC50002-21

Jacobson - L: 205 mm - 8" - Diamonite - Straight / Droit / Recta
Width / Largeur / Anchura: 0.3 mm - Ratchet / Crémaillère / Cremallera



DC50102-21Ti: Titanium / Titane / Titanio

Jacobson - L: 205 mm - 8" - Diamonite - Straight / Droit / Recta
Width / Largeur / Anchura: 0.5 mm - Ratchet / Crémaillère / Cremallera



DC50021-18

Jacobson - L: 180 mm - 7" - Diamonite - Straight / Droit / Recta
Width / Largeur / Anchura: 0.3 mm



DC50103-23

Jacobson - L: 225 mm - 9" - Diamonite - Straight / Droit / Recta
Width / Largeur / Anchura: 0.5 mm - Ratchet / Crémaillère / Cremallera



Pediatric Set / Kit Pédiatrique / Kit Pediátrico

Basic Set / Kit Essentiel / Kit Esencial

Dissecting Forceps

Pincès à Dissection / Pinzas Para Disección

DC12000-18

DeBakey - L: 180 mm - 7" - 180 g - Jaws / Mors / Bocas : 1.3 mm
Straight / Droite / Recta



DC12310-18

L: 180 mm - 7" - 180 g - Diamonite
With Platform / Avec Plateforme / Con Plataforma : 0.4 x 6 mm



DC12920-18

L: 180 mm - 7" - 180 g - Diamonite
Ring Tip / Bout Anneau / Extremidad Anillo : 1 mm
Counterbalanced / Contrebalancée / Contrabalanceada



Micro Scissors

Micro Ciseaux / Micro Tijeras

DC20055-18 : 25°

Jacobson - L: 180 mm - 7" - 25°
Blades / Lames / Lamas : 7 mm



DC20056-18 : 45°

Jacobson - L: 180 mm - 7" - 45°
Blades / Lames / Lamas : 7 mm



DC20059-18 : 125°

Jacobson - L: 180 mm - 7" - 125°
Blades / Lames / Lamas : 7 mm



Retractors

Écarteurs / Separadores

DC31300-01 : Finochietto Neonatal / Nouveau-Né / Recién Nacido

Length / Longueur / Longitud : 25 mm - Width / Largeur / Anchura : 7 mm
Depth / Profondeur / Profundidad : 6 mm
Max. Opening / Ouverture Max. / Apertura Max. : 36 mm



DC31300-02 : Finochietto Infant / Nourisson / Niño de Pecho

Length / Longueur / Longitud : 55 mm - Width / Largeur / Anchura : 14 mm
Depth / Profondeur / Profundidad : 12 mm
Max. Opening / Ouverture Max. / Apertura Max. : 80 mm



DC31300-03 : Finochietto Child / Enfant / Niño

Length / Longueur / Longitud : 75 mm - Width / Largeur / Anchura : 32 mm
Depth / Profondeur / Profundidad : 30 mm
Max. Opening / Ouverture Max. / Apertura Max. : 100 mm



DC31650-00 : Cooley Child / Enfant / Niño

Length / Longueur / Longitud : 100 mm - Width / Largeur / Anchura : 45 mm
Depth / Profondeur / Profundidad : 24 mm
Max. Opening / Ouverture Max. / Apertura Max. : 155 mm



DC31656-00 : Cooley

Length / Longueur / Longitud : 80 mm - Width / Largeur / Anchura : 30 mm
Depth / Profondeur / Profundidad : 15 mm
Max. Opening / Ouverture Max. / Apertura Max. : 105 mm



Clamps
Clamps / Clamps

DC42024-00

Castaneda DeBakey - L: 120 mm - 4 4/5" - Jaws / Mors / Bocas : 1.4 mm
Curved Shanks / Branches Courbes / Bocas Curvas



DC42031-00

Castaneda DeBakey - L: 125 mm - 4 4/5" - Jaws / Mors / Bocas : 1.4 mm
Curved Shanks 1/2 Moon / Branches Courbes 1/2 Lune / Bocas Curvas 1/2 Media Luna



DC42106-15

Castaneda
L: 155 mm - 6"



DC42107-15

Castaneda
L: 155 mm - 6"



Micro Needle Holders

Micro Porte-Aiguilles / Micro Porta-Agujas

DC50001-18

Jacobson - L: 180 mm - 7" - Diamonite
Straight / Droit / Recta - Width / Largeur / Anchura : 0.3 mm - Ratchet / Crémaillère



DC50002-21

Jacobson - L: 205 mm - 8" - Diamonite
Straight / Droit / Recta - Width / Largeur / Anchura : 0.3 mm - Ratchet / Crémaillère



DC50021-18

Jacobson - L: 180 mm - 7" - Diamonite
Straight / Droit / Recta - Width / Largeur / Anchura : 0.3 mm



Pediatric Set / Kit Pédiatrique / Kit Pediátrico

Additional Set / Kit Complémentaire / Kit Adicional

Micro Dissecting Forceps

Micro Pinces à Dissection / Micro Pinzas Para Disección

DC12000-21

DeBakey - L: 210 mm - 8" - 180 g - Jaws / Mors / Bocas : 1.3 mm
Straight / Droite / Recta



DC12310-15

L: 150 mm - 6" - 180 g - Diamonite
With Platform / Avec Plateforme / Con Plataforma : 0.4 x 6 mm



DC12920-15

L: 150 mm - 6" - 180 g - Diamonite
Ring Tip / Bout Anneau / Extremidad Anillo : 1 mm
Counterbalanced / Contrebalancée / Contrabalanceada



Micro Scissors

Micro Ciseaux / Micro Tijeras

DC20057-18 : 60°

Jacobson - L: 180 mm - 7" - 60°
Blades / Lames / Lamas : 7 mm



DC20058-18 : 90°

Jacobson - L: 180 mm - 7" - 90°
Blades / Lames / Lamas : 7 mm



Retractors

Écarteurs / Separadores

DC31100-20 : Morse Favaloro Child / Enfant / Niño

Length / Longueur / Longitud : 120 mm - Width / Largeur / Anchura : 20 mm
Depth / Profondeur / Profundidad : 12 mm
Max. Opening / Ouverture Max. / Apertura Max. : 155 mm



DC31200-01 : Morse Favaloro Child / Enfant / Niño

Length / Longueur / Longitud : 120 mm - Width / Largeur / Anchura : 20 mm
Depth / Profondeur / Profundidad : 20 mm
Max. Opening / Ouverture Max. / Apertura Max. : 155 mm



Clamps

Clamps / Clamps

DC42049-00

Castaneda DeBakey - L: 110 mm - 4 2/5" - Jaws / Mors / Bocas : 1.4 mm
Curved Shanks 1/2 Moon / Branches Courbes 1/2 Lune / Bocas Curvas 1/2 Media Luna



DC42055-30

Castaneda DeBakey - L: 125 mm - 5"
Jaws / Mors / Bocas : 1.4 mm
Strongly Angled 30° / Branches très Coudées 30° / Bocas muy Anquiladas 30°



DC42103-12

Castaneda - L: 120 mm - 4 4/5"
Jaws / Mors / Bocas : DeBakey - 1 x 2 Teeth / Dents / Dientes



DC42108-12

Castaneda - L: 120 mm - 4 4/5"
Jaws / Mors / Bocas : DeBakey - 1 x 2 Teeth / Dents / Dientes



DC42202-13

L: 130 mm - 6"
Streaked and Graduated Jaws / Mors Gradués et Striés / Bocas Graduadas y Estriadas



DC42203-12

L: 125 mm - 6"
Streaked and Graduated Jaws / Mors Gradués et Striés / Bocas Graduadas y Estriadas



DC42207-15

L: 150 mm - 6"
Streaked and Graduated Jaws / Mors Gradués et Striés / Bocas Graduadas y Estriadas



Thoracic Instruments Set / Kit Thoracique / Kit Torácico

Navarro Set / Kit Navarro / Kit Navarro

Dissecting Forceps
Pince à Dissection / Pinza Para Disección

DC13201-24

DeBakey - L: 240 mm - 9 1/2"
Bayonet / Baïonette / Bayoneta



Ring Handle Scissors
Ciseaux à Anneaux / Tijeras con Anillos

DC22330-23 : Navarro

L: 230 mm - 9"
Double Curved / Double Courbure / Angulo Doble



Retractor
Écarteur / Separador

DC30660-00 : Navarro

Width / Largeur / Anchura : 200 mm
Max. Opening / Ouverture Max. / Apertura Max. : 140 mm



Rib Contractor
Rapprocheur de côtes / Arrimador de Costillas

DC30670-00 : Navarro

Width / Largeur / Anchura : 30 mm
Max. Opening / Ouverture Max. / Apertura Max. : 65 mm



Clamps and Dissectors
Clamps et Dissecteurs / Clamps y Disectores

DC43712-26 : Navarro

L: 260 mm - 10"
Dissector / Dissecteur / Disector



DC43713-22 : Navarro

L: 220 mm - 8 2/3"
Dissector / Dissecteur / Disector



DC46148-21 : Navarro

L: 210 mm - 8 1/4"
Curved Duval / Duval Courbe / Duval Curvas



Ring Handle Needle Holders
Porte-Aiguilles à Anneaux / Porta-Agujas con Anillos

DC51141-23 : Navarro

L: 230 mm - 9"
Double Angulation / Double Angulation / Doble Angulación



DC51141-26 : Navarro

L: 260 mm - 10"
Double Angulation / Double Angulation / Doble Angulación



Special Instruments
Instrument Spécial / Instrumento Especial

DC72603-23 : Navarro

L: 230 mm - 9"
Scalpel Blade Holder / Manche de Bistouris / Mangos de Bisturis



Endarterectomy Set / Kit d'Endartériectomie / Kit para la Endarterectomía

Dissecting Forceps
Pincès à Dissection / Pinzas Para Disección

DC12310-18TI : Titanium / Titane / Titanio

L : 180 mm - 7" - 180 g - Diamonite
With Platform / Avec Plateforme / Con Plataforma : 0.4 x 6 mm



DC12900-18TI : Titanium / Titane / Titanio

L : 180 mm - 7" - 180 g - Diamonite
Ring Tip / Bout Anneau / Extremidad Anillo : 1 mm



DC13100-20TI : Titanium / Titane / Titanio

DeBakey - L : 200 mm - 8" - 200 g
Jaws / Mors / Bocas : 1.5 mm



DC13101-20

DeBakey - L : 200 mm - 8" - 200 g
Jaws / Mors / Bocas : 1 mm



DC13200-20TI : Titanium / Titane / Titanio

DeBakey - L : 200 mm - 8" - 200 g
Jaws / Mors / Bocas : 2 mm



Micro Scissors
Micro Ciseaux / Micro Tijeras

DC21104-17

DeBakey - L : 165 mm - 6 1/2"
Angle : 45°



DC21172-18

Diethrich-Potts - L : 180 mm - 7"
Angle : 60°



DC21400-18

Metzenbaum - L : 180 mm - 7"
Ultracut



DC21410-18

Stevens - L : 180 mm - 7"
Ultracut Prestige



Retractors
Écarteurs / Separadores

DC34210-01

L : 230 mm - 9"
Jaws / Mors / Bocas : 1 mm



DC34210-07

L : 230 mm - 9"
Jaws / Mors / Bocas : 2 mm



DC34212-28

L : 190 mm - 7 1/2"
Jaws / Mors / Bocas : 2.8 mm



B80301

Desmarres - L : 150 mm - 6"
Jaws / Mors / Bocas : 6 mm



B80302

Desmarres - L : 150 mm - 6"
Jaws / Mors / Bocas : 8 mm



B80525

Weitlaner - L : 105 mm - 4"
Width / Largeur / Anchura : 14 mm



B80543

Beckmann - L : 140 mm - 5 1/2"
Width / Largeur / Anchura : 14 mm



Clamps
Clamps / Clamps

DC40603-13TI

Cooly
L : 130 mm - 5 1/5"



DC41301-00

DeBakey
L : 87 mm - 3 2/5"



DC41412-11

DeBakey
L : 115 mm - 4 2/5"



DC41413-11

DeBakey
L : 115 mm - 4 2/5"



DC42021-60TI

DeBakey Castaneda - L : 110 mm - 4 2/5"
Curved Shank / Branches Courbes / Bocas Curvas



DC42204-11

Castaneda
L : 110 mm - 4 2/5"



Micro Needle Holders
Micro Porte-Aiguilles / Micro Porta-Agujas

DC50610-23TI

Jacobson
L : 180 mm - 7"



Micro Vascular Set / Kit Micro Vasculaire / Kit Micro Vascular

Dissecting Forceps
Pincès à Dissection / Pinzas Para Disección

DC12310-15

L: 150 mm - 6" - 180 g - Diamonite
With Platform / Avec Plateforme / Con Plataforma : 0.4 x 6 mm



DC12310-18

L: 180 mm - 7" - 180 g - Diamonite
With Platform / Avec Plateforme / Con Plataforma : 0.4 x 6 mm



DC12311-15

L: 150 mm - 6" - 180 g - Diamonite - Curved Jaws / Mors Courbes / Bocas Curvas
With Platform / Avec Plateforme / Con Plataforma : 0.4 x 6 mm



DC12311-18

L: 180 mm - 7" - 180 g - Diamonite - Curved Jaws / Mors Courbes / Bocas Curvas
With Platform / Avec Plateforme / Con Plataforma : 0.4 x 6 mm



Micro Scissors
Micro Ciseaux / Micro Tijeras

DC20110-18

L: 180 mm - 7"
Blades / Lames / Lamas : 10 mm



DC20111-18

L: 180 mm - 7" - Curved Jaws / Mors Courbes / Bocas Curvas
Blades / Lames / Lamas : 10 mm



DC20061-18: 45°

Jacobson - L: 180 mm - 7" - 45°
Blades / Lames / Lamas : 10 mm



Micro Needle Holders
Micro Porte-Aiguilles / Micro Porta-Agujas

DC50201-18

Jacobson - L: 180 mm - 7" - Diamonite - Straight / Droit / Recta
Width / Largeur / Anchura : 0.8 mm - Ratchet / Crémaillère / Cremallera



DC50211-18

Jacobson - L: 180 mm - 7" - Diamonite - Curved / Courbe / Curva
Width / Largeur / Anchura : 0.8 mm - Ratchet / Crémaillère / Cremallera



DC50221-18

Jacobson - L: 180 mm - 7" - Diamonite - Straight / Droit / Recta
Width / Largeur / Anchura : 0.8 mm - Without Ratchet / Sans Crémaillère / Sin Cremallera



DC50231-18

Jacobson - L: 180 mm - 7" - Diamonite - Curved / Courbe / Curva
Width / Largeur / Anchura : 0.8 mm - Without Ratchet / Sans Crémaillère / Sin Cremallera



Special Instrument
Instrument Spécial / Instrumento Especial

O602511

Box for Small Instruments
Boîte pour Petits Instruments / Caja para Pequeños Instrumentos



Phlebectomy Set / Kit de Phlébectomie / Kit para Flebectomía

Micro Scissors
Micro Ciseaux / Micro Tijeras

B86365

Reynolds - L: 130 mm - 5"
Curved / Courbe / Curva



Clamps
Clamps / Clamps

B504594

Micro Mosquito - L: 100 mm - 4"
Curved / Courbe / Curva



B504597

Micro Mosquito - L: 120 mm - 4^{3/4}"
Curved / Courbe / Curva



C010106

Dr Muller - L: 150 mm - 6"
Hook / Crochet / Gancho : N° 1



C010206

Dr Muller - L: 150 mm - 6"
Hook / Crochet / Gancho : N° 2



C010306

Dr Muller - L: 150 mm - 6"
Hook / Crochet / Gancho : N° 3



C010406

Dr Muller - L: 150 mm - 6"
Hook / Crochet / Gancho : N° 4



Spectrum  *Medical*

Flexible Solutions for all of your
Cardiopulmonary Bypass
Procedures



The story of Spectrum Medical is now 20 years old and our total commitment to the care of our critically ill patients can be seen in every single one of our revolutionary technologies described within this brochure. Nothing is compromised, no technology is ever considered complete, and minor details matter in the pursuit of CPB perfection.

At Spectrum Medical we have one goal and that is to be your “trusted partner” both clinically and commercially. We understand that our new technologies do push the envelope, they do question current clinical practise and therefore, they drive new learning opportunities. Additionally, it is self-evident that for this process to work successfully a traditional vendor mentality by both parties is simply not fit for purpose.

In this brochure, we present to you three critical technologies as a unified solution. We begin the journey as a trusted partner and together we can change the current status quo and take patient safety, patient outcomes and healthcare efficiency to the next level.

At Spectrum Medical we are proud of where we started all those years ago with the development of non-invasive SO₂ technology to being a full solutions provider today. We have proven that CPB is an exciting place to integrate ground-breaking technology and Spectrum Medical is dedicated to its future.

*Yours Sincerely,
Steve Turner
C.E.O & Founder*

Quantum Perfusion Technologies

The ultimate representation of Performance,
Functionality and Ease of use.



Quantum Perfusion Systems for the O.R.

Spectrum Medical proudly presents a modular range of Quantum Perfusion Modules and Patient Safety Systems for a wide range of ECLS procedures used in Cardiopulmonary Bypass.



The New York HLM Frame



The Cheltenham HLM Frame

Quantum Space Frame Technology

Committed to Clinical Ergonomics and patient-centric solutions.

- The robust and compact Stainless Steel Space Frame construction improves usability by significantly reducing both footprint and weight. The independent placement of system modules allows fine-tuning of overall ergonomics, which leads to improved patient focus and safety.
- The compact modular design and customization opportunities offer an unprecedented degree of flexibility in the optimization of perfusion circuits focused on lowering hemodilution for improved patient outcomes.
- Integrated into the Stainless Steel Space Frame is the Quantum Power Management Module with approximately four hours of battery life. The Power Management Module can support a maximum of fifteen Quantum Modules.
- All power management cabling is contained within the stainless steel frame to improve both ergonomics and system durability. Integrated software provides for efficient power regulation and auto-recognition of connected Quantum Modules.



The Cheltenham HLM Frame

The Principles of Quantum Directed Perfusion (QDP)

Quantum Directed Perfusion (QDP) provides the next generation capabilities beyond basic Goal Directed Perfusion (GDP) techniques and the simplistic approach of measuring DO_2 .

Real-Time Diagnostics:

The starting point for QDP is the use of Spectrum Medical's non-invasive diagnostic technology for the measurement of Oxygen Delivery (DO_2), Oxygen Consumption (VO_2), CO_2 Production (VCO_2), and multiple other calculations and indices. The monitoring of real-time total Oxygen Deficit is an entirely new and critically important concept to the world of Perfusion. The Quantum technology displays the real-time reporting of total time and percentage of case time when actual DO_2 is below target DO_2 .



Visualising Real-Time Information:

Spectrum Medical's Critical Care Scoring technology supports a proactive clinical risk assessment using recognized AKI markers such as age, gender, Pre-op Hct /Hb, EF, DM, and existing renal issues, and the subsequent deployment of an individual patient care strategy. Using Quantum Informatics and its LIVE VUE technology, patient care is improved with the seamless integration of "multiple information feeds" into a real-time display system.



References

1. Alshaikh, et al. Financial Impact of Acute Kidney Injury After Cardiac Operations in the United States. *Ann Thoracic Surg.* 2018 Feb;105(2):469-475.
2. de Somer, et al. O_2 Delivery and CO_2 Production During Cardiopulmonary Bypass as Determinants of Acute Kidney Injury: Time for a Goal-Directed Perfusion Management? *Critical Care* 2011; 15:R192.

This multifaceted approach to QDP provides the clinical team with the methodologies to improve the quality of bypass management that can lead to the reduction of AKI, and the higher costs associated with extended I.C.U. Time. ^{1,2,3,4}



Oxygen Deficit:

It is accepted that the potential of AKI is significantly increased with large DO_2 deficits.⁴ Calculating the Oxygen Deficit and then equating it to actual patient outcomes is a relatively straight forward process when using Spectrum Medical's Quantum Informatics technology.

The Quantum Directed Perfusion calculation of Oxygen Deficit is expressed as the total "Area Under the Curve", and is a product of the accumulation of an actual deficit value (target DO_2 minus actual DO_2) multiplied by a unit of time.



Metabolic Compensation:

To further increase the precision of patient DO_2 requirements Spectrum Medical includes the capability to apply a percentage reduction per degree C to reflect decreasing metabolic activity as patients are cooled during Cardiac Bypass Surgery. The reduction per degree C is fully programmable and dependent on hospital based protocols. For example, if a DO_2 of 270mL/kg/m² at 37°C is the standard target and hospital protocols indicate a 7% / degree C as the change in Oxygen demand, the target DO_2 would be 251mL/kg/m² when the patient is at 36° C.

References

3. Dasta JF, Kane-Gill SL, Durtschi AJ, et al. Costs and Outcomes of Acute Kidney Injury (AKI) Following Cardiac Surgery. *Nephrol Dial Transplant.* 2008;23:1970-1974.
4. Ranucci M, Romitti F, Isgro G, et al. Oxygen Delivery During Cardiopulmonary Bypass and Acute Renal Failure After Coronary Operations. *Ann Thorac Surg.* 2005;80:2213-20.

The Family of Quantum Workstations

Your gateway into the management of the World's most advanced Perfusion Patient Safety System. Highly configurable, integrated software applications (Apps) and advanced Quantum Modules extend perfusion management and functionality well beyond today's conventional technologies.



15" Quantum Workstation with optional Pump Control Module

The 15" Quantum Workstation

The 15" Quantum Workstation has been designed to support complex perfusion procedures utilized during Cardiac Surgery. Using its high-resolution touch screen technology the 15" Quantum Workstation supports the centralization of critical patient data, optional EMR generation and advanced perfusion management functions with single-level user navigation.

The 15" Quantum Workstation is supplied with Spectrum Medical's proven non-invasive measurement of O₂ Saturations and Hb/Hct and supports connectivity to a wide range of Quantum modules, including the Ventilation and Sensor modules.

Systems interoperability and patient safety are fundamental to Spectrum Medical and its commitment to partnering with customers to improve patient outcomes. The new 15" Quantum Workstation has an integrated 3rd party device connectivity solution that enables the central display and transfer of critical real-time continuous clinical information.



Quantum Pump Control Module

The system also includes a range of safety and best practice systems. Compliance is supported by the Best Practice App and patient safety through our Checklist and Complications Apps. Spectrum Medical's Live Vue technology and Critical Care Scoring systems functionality is available when the Quantum Workstation is network connected to a Quantum Informatics server installation.

The Quantum Pump Control Module

The Quantum Pump Control Module provides complete manual support of your Quantum Perfusion System with functionality that includes alarm management, pump management and the delivery of cardioplegia.

The Quantum Ventilation System

Finally, a fully integrated “single solution” Ventilator technology designed to provide the safe delivery of patient ventilation and the management of vacuum during Cardiopulmonary Bypass.



The Quantum Ventilation System

The second-generation Quantum Ventilation System is a world first solution designed to manage extracorporeal patient ventilation including the blending of gases, the management of vacuum, integrated patient safety systems, perfusion diagnostics, delivered anaesthesia gas concentration and a calculated MAC value.

The ultra-compact Quantum Ventilation System employs the very latest gas blending technologies to provide the user with Atmospheric or Hypobaric patient ventilation capability.

In Atmospheric mode, the Quantum Ventilation System delivers precision regulated FiO_2 , CO_2 with a sweep flow range from 0.025 to 10 L/m when flowing a single gas e.g. O_2 and up to a maximum flow rate of 20 L/m when modulating the delivery of two gases. e.g. 60% FiO_2 .

In Hypobaric mode, the Quantum Ventilation System regulates the delivery of two channels of O_2 to Spectrum Medical's new Ventilator technology with a sweep flow range of 0.025 to 10L/m per channel.

To ensure system performance and safety the ventilation system has a fully integrated secondary monitoring system that continuously compares actual measured values with user defined set-points and activates an alarm when the discrepancy between the two systems is greater than 10%.

In 'Patient Ventilation Mode' the Quantum Ventilation System, combined with its patented PaO_2 and PaCO_2 measurement technologies, provides a

decision support capability and an auto regulation function for the modulation of gas flows and gas concentrations when setting PaO_2 and PaCO_2 target values. The Quantum Ventilation System provides precision modulation and monitoring of WAG and VAVD.

To further improve patient safety the Quantum Ventilation System provides real-time monitoring of the following gas-ventilation parameters:

- Incoming Supply Pressures of Air, O_2 , CO_2 , & Vacuum Channels
- O_2 and CO_2 Gas Concentrations & Pressures to the Oxygenator
- Overall Gas Flow to the oxygenator (SWEEP)
- CO_2 concentrations measured from the WAG line

Integrated within the Quantum Ventilation System is Spectrum Medical's full range of Non-Invasive Diagnostic and Calculated Physiologic Measurements.

To further improve usability, the system includes the measurement of Flow (including bubble detection), Pressure, Temperature and Reservoir Level Management.

The second-generation Ventilation System has been further modified to allow the hospital to connect to two independent vacuum sources for both WAG and VAVD. Furthermore, and to reduce routine servicing requirements, the system now includes a new "long-life" O_2 measuring technology.

The Quantum Centrifugal Pump CP37

The world's latest and most advanced Centrifugal Pump technology setting new standards for patient safety, hydraulic performance and hemolysis.

Spectrum Medical's next generation Quantum Centrifugal Pumps provide exceptional levels of performance along with significantly reduced prime volumes. The integration of a single sapphire bearing and patented hydro-dynamic balancing technology ensures levitation at low RPMs leading to significantly reduced heat generation and hemolysis.

The CP37 is integrated directly with the Quantum Perfusion System and can be connected to any port location within the Quantum Console to optimize the design of cardiopulmonary bypass circuits.



Quantum CP37 Hand Crank



Quantum CP37 Motor Drive

Perfusion Roller Pump

A Quantum leap in usability and perfusion systems' functionality.



The compact range of Quantum direct drive peristaltic roller pumps are provided with 4", 6" and 8" raceway diameters which maximize both flexibility and compactness when optimizing HLM design. In particular, the introduction of the mid-range 6" pump option eliminates the current compromise that compels users to use 8" pumps in medium flow applications.

The Quantum Universal Clamping System supports the mounting of pumps into multiple locations and pump change times of less than 60 seconds. Importantly, Quantum's pump detection software eliminates user intervention when adding or exchanging pumps.

Smart LEDs enable visual identification of pump function and color coordination with both the Quantum Workstation and the Quantum Pump Control Module

Spectrum Medical's universal tube clamping system is designed to eliminate the frustration of using current tube clamping solutions and color coded plastic inserts. A single 'bobbin' solution allows for the clamping of all tubing diameters associated within the selected size of raceway.

Intelligent Tube Occlusion

Enhancing patient safety with precision solutions for complex phases of care during cardiopulmonary bypass.



The Quantum Smart Occluder is a revolutionary new approach to the management of perfusion-tube occlusion during bypass surgery. The Quantum Smart Occluder replaces the guess-work associated with conventional technologies by utilizing precise user inputs for the setting of flow; a critical requirement during certain phases of care.

The introduction of closed-loop flow control ensures flow control within +/- 2% of the requested set point. System-wide communication allows the user to combine the Smart Occluder with other Quantum

Modules to deliver levels of functionality new to the world of Perfusion, such as automated Initiation, Weaning and RAP.

Continuing the Quantum philosophy of seeking to improve system ergonomics, wherever possible, the Smart Occluder module includes two channels of flow measurement and bubble detection, two channels of pressure measurement and a two position reservoir level detection system.

An interlocking lid, color-coded LEDs and a mechanical override system maximize system safety.

The Quantum Sensor Module

Proven non-invasive measurement technologies provide flexible cost-effective management of Cardiopulmonary Bypass.



The Quantum Sensor Module

The Quantum Sensor Module is designed to provide the complete range of perfusion circuit parameters required for the safe management of Cardiopulmonary Bypass and the measurement of DO_2 .

The sensor module includes:

- Three temperature measurements
- Three pressure measurements
- Three flow measurements (including emboli and bubble detection)
- A two-position reservoir level detection system

Offering complete flexibility, the Quantum Sensor Module can be connected directly to the Quantum Workstation or to any locations on the Quantum Perfusion Console.

Something New for 2022

The Quantum Micro-Cardioplegia Delivery System



Heater-Cooler Technologies

A new future in patient safety.



The Mr. Frosty Patient Safety Strategy

A multi-level active patient safety strategy in a single system.

A Multi-Level Patient Safety Strategy

Guidance issued by the world's Regulatory Authorities has confirmed that current water-based heater-cooler systems have the potential to infect patients with Mycobacterium Chimera. Significant investigatory work has been undertaken to develop cleaning protocols to improve patient safety. However, anecdotal evidence indicates that these protocols are often ineffective and short term at best.

A key principle within a risk mitigation strategy is that it is required to be active for the life cycle of the product. A contamination event can occur at any time which means that formulating a patient safety strategy on a fixed cleaning cycle will be problematic. This is further complicated by the simple fact that there is no continuous monitoring technology that can alert the user when a contamination event has occurred.

Therefore, an implemented risk management process must eliminate the need for regular cleaning cycles and is continuous in operation.

The Mr. Frosty Patient Safety Strategy

The Spectrum Medical "Mr. Frosty" Heater-Cooler technology employs a multi-level safety strategy to minimize, if not eliminate, patient mortality rates associated with Mycobacterium Chimera infections.

Level 1) A "base-level" Bio Static Capability

To achieve a "base-level" Biostatic capability i.e., creating an environment that stops the growth of Mycobacterium Chimera colonies, Spectrum Medical has selected Glycol for its Heat Transfer Fluid (HTF). Glycol is a well-accepted technology used in applications requiring a Biostatic capability.

Level 2) A Mitigation Strategy in the event of Cross-Contamination

The Spectrum Medical solution is to reformulate its Biostatic HTF into a Biocidal HTF. This is accomplished with the addition of Monomeric Glutaraldehyde (MGA). Spectrum Medical has confirmed with long-term testing, equivalent to 6 years of clinical usage that Biocidal HTF performs in excess of Log 6 Reduction. Considering that for a fluid to be classified Biocidal, it needs to perform greater than Log 4 Reduction, this is a noteworthy achievement.

Level 3) Containment

The concept of Containment is the ultimate risk mitigation strategy which assumes that Safety Levels 1 and 2 have failed i.e., Mycobacterium Chimera can be detected, living, in the HTF.

However, in the unlikely event that there is cross contamination, a critical question that must be answered is whether the Mycobacterium Chimera within the HTF compromises patient safety by being released into the Operating Room and more importantly the sterile field?

Central to the Mr. Frosty technology is the concept of containment. To eliminate the potential unlikely aerosolization of Mycobacterium Chimera the hydraulic system has been designed to be a sealed system which operates without large circulatory fans.

Independent testing by Virginia Tech has confirmed a world first that there is NO detectable aerosolization from grossly contaminated Mr. Frosty Heater-Coolers. It's a fascinating report and well worth the read.

Quantum Heater-Cooler

System Overview

The Quantum Heater-Cooler unit provides thermal energy to two independent circuits facilitating the simultaneous delivery of either hot or cold energy to both the patient and cardioplegia heat exchangers.

Simply connect the hoses to the single-use Quantum sterile heat exchangers using Spectrum Medical's drip-free connectors and with the simple and intuitive user interface, initiate the priming function. During the priming phase, the air contained within the single-use PureFlow heat exchangers will be replaced with Glycol heat transfer fluid.

To end the process, simply press the de-prime button and when the de-prime cycle is complete remove the hoses from the heat exchangers. The maintenance of the Glycol heat transfer fluid volume within Mr. Frosty is managed automatically during the re-charging process.

The Heater-Cooler is a fully functional standalone device or can be integrated within the Quantum Perfusion System and controlled directly from the Quantum Workstation.

Mr. Frosty works with both 110v and 220v AC supplies. In a fully charged condition, the stored cold energy is equivalent to 2.1 kW.



Quantum Heater-Cooler

System Charging

The recharging of the Heater-Cooler's stored cold energy is accomplished by using Spectrum Medical's "Igloo" Chiller system. The required number of chiller systems will be dependent on the number of Heater-Cooler systems in daily use and the customer specified Heater-Cooler re-charge times.

The Spectrum Medical Igloo Chiller system has been designed to support the simultaneous charging of two Quantum Heater-Cooler systems. Alternatively, and for larger hospital installations, the Igloo Chiller system can be integrated into a ring-main circuit with the expanded potential to support the simultaneous charging of up to five Quantum Heater-Cooler systems.

Ring main configuration and installation design is a "partnership process" between the hospital and Spectrum Medical's engineering support team. Factors requiring consideration will be the number of Quantum Heater-Coolers in use, the available area within the hospital, power distribution, etc.



Sterile Technologies

A “Quantum leap” in Perfusion best practise



The Quantum CPB SuperPAC

The Quantum CPB SuperPAC represents Spectrum Medical's total commitment to patient safety, patient outcomes and the ultimate in Perfusion clinical best practice.

The Quantum SuperPAC is an uncompromising combination of innovative sterile technologies and a key system within Spectrum Medical's "Quantum Perfusion" strategy. What makes the SuperPAC different to currently available "tubing circuits" is the revolutionary approach to world first innovation and its integration with Spectrum Medical's Quantum CPB & Informatics Technologies.

- The elimination of Gaseous Microemboli
- Improved Gross Air Management
- Minimal Time to Prime
- Anti-Thrombotic Strategies
- No Blood Re-Circulation
- Low Hemolysis & Low Heat Generation
- Lowest Pressure Drop
- Minimal Blood Contacting Surface Area
- Integrated Pressure and Temperature Measurement
- Durable Bio Compatibility Coating

How we do all this is summarized in the following pages. Alternatively, for more detailed information please refer to the Spectrum Medical website.

SuperPAC Configuration

The Quantum SuperPAC is available in a range of sizes to support Adult, Paediatric and Neonate patient populations. SuperPACs are supplied coated with Spectrum Medical's cross linked bio compatibility PC1036. Superior adhesion qualities, elasticity and surface smoothness maximizes antithrombotic performance throughout the life of the product.

The SuperPAC is supplied with its own priming kit that is easy to use and duplicates current clinical practise.

For Reference: The Quantum Dual Chamber Oxygenator and the Quantum range of centrifugal pumps are not included within the SuperPAC and will need to be purchased separately.

The Quantum Dual Chamber Oxygenator

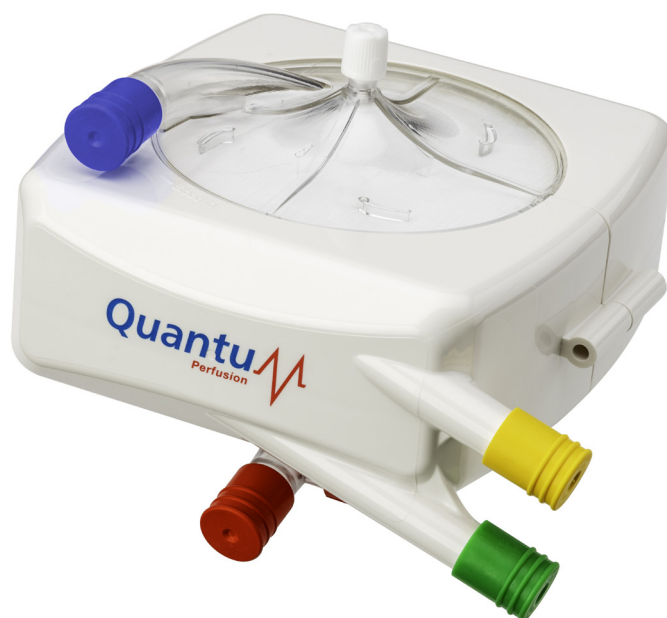
Spectrum Medical's Extracorporeal Membrane Ventilation Technology is another world first technology combining a revolutionary fluid path design with a dual chamber gas transfer technology.

Sizes available:

Large Adult
Paediatric

Small Adult
Neonate (availability Q3-2022)

Spectrum Medical's revolutionary Dual Chamber Oxygenator technology takes patient ventilation to the next level. Working in conjunction with the Quantum Ventilation Module clinicians are offered the opportunity to continue current practice with the blending of FiO_2 or transition to a Hypobaric Ventilation strategy.



Hypobaric Ventilation – Future Innovations

When all the gases combined equal less than one atmosphere, it is called hypobaric. The Quantum Dual Chamber Oxygenator creates a hypobaric condition by only using oxygen and controlling Patient PaO_2 through a V/Q mismatch within the independent laminated fibre chambers. The V/Q mismatch supports the management of partial pressure significantly below atmospheric pressure, without the use of Nitrogen. This unique technology creates a large gas diffusion gradient and space within the patient's blood volume to absorb significant volumes of gaseous micro emboli.

The Quantum Dual Chamber Oxygenator

Changing the world with safe ventilation for Patients undergoing CPB Support.

Total Surface Area (Ventilation Efficiency)

Spectrum Medical's revolutionary laminated membrane construction significantly increases gas exchange efficiency, minimizes pressure drop and priming volume. The unique construction eliminates the current compromise between fibre bundle compression and low priming volume. Individually all fibre layers within the fibre bundle are separated by ten microns, leading to a significant advantage in that, the individual fibres within the laminated bundle construction are in contact with flowing patient blood and providing gas exchange. This significant increase in gas transfer efficiency leads to a reduction in blood contact surface area, and by default, a lower priming volume and pressure drop.

Superior Air Handling

Spectrum Medical continues its commitment to patient safety with the integration of its patented Quantum Vortex Flow technology. This innovation in fluid dynamics ensures that blood flow passing through the laminated bundle construction is centrifugal in nature which generates a fluid vortex to support the separation of gross air from flowing patient blood. This separation of gross air from patient blood ensures almost instantaneous priming and minimizes or eliminates venous air being passed through to the arterial circuit.

Maximum Fluid Dynamic Performance

The elimination of low velocity sections and dead space within the fluid path has been at the forefront of Spectrum Medical's "anti-thrombotic" strategy. This unique design concept in conjunction with the Quantum Vortex Flow and Fibre Separation technologies guarantees that the total surface area of the laminated bundle construction is subjected to a circulating blood flow with a guaranteed total volume wash out of approximately 4 seconds when flowing blood at 5 lpm.

Biocompatibility

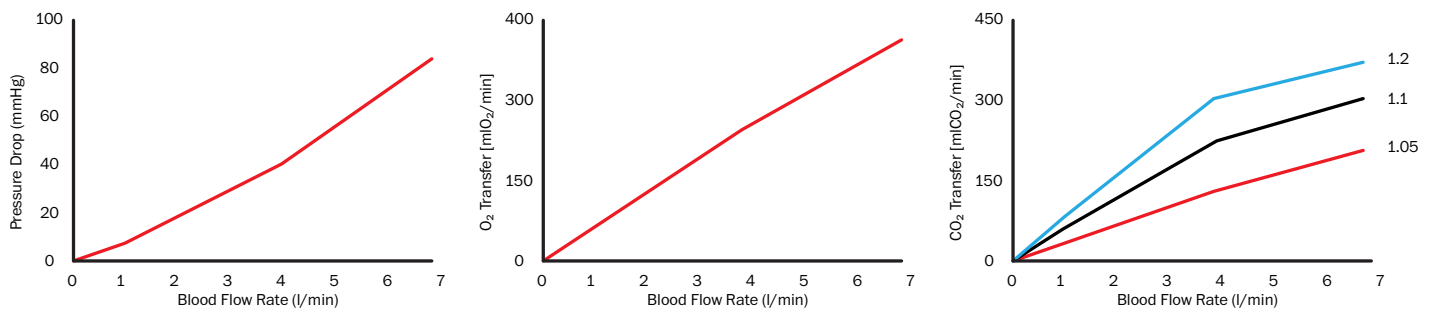
Resulting from significant process research, a world first is the application of PC1036 cross-linked biocompatibility coating to a fibre membrane construction. Superior adhesion qualities, elasticity and surface smoothness maximizes antithrombotic performance throughout the life of the product.

Materials free from DEHP

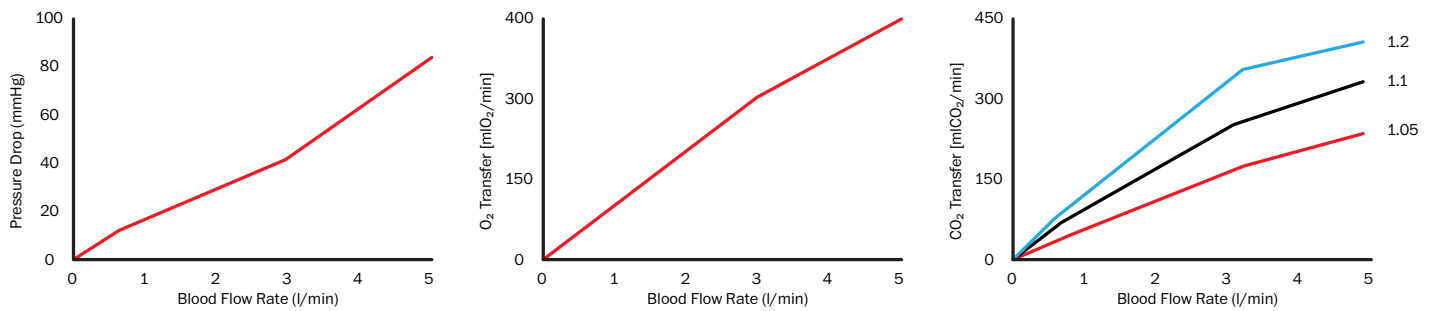
Commitment is again emphasised with all internal blood contacting surfaces being made from materials free from plasticizers.

The Quantum Dual Chamber Oxygenator

Quantum Perfusion Blood Oxygenator VT200



Quantum Perfusion Blood Oxygenator VT160



Performance of the device were obtained in agreement with ISO 7199 Standard (37 °C)

Centrifugal Pump



CP37

The CP37 is Spectrum Medical's most powerful Centrifugal Pump and is designed to support applications in the O.R.

With its 3/8 port and a prime volume of only 37cc, the CP37 is rated to 8 liters/min at 800 mmhg.

PC1036 biocompatibility coating and the availability of a hand crank further improves patient safety.


To support the introduction of the Quantum Heater-Cooler Technology and to minimise circuit complexity Spectrum Medical has integrated its stainless-steel PureFlow Venous heat exchanger and the CP37 Centrifugal Pump into a single disposable assembly.

Mounted directly to CP37 motor drive system, the CP37 with its integrated Venous heat exchanger is used exclusively with the Quantum Heater-Cooler technology and its Glycol heat transfer fluid.



CP37 with Integrated Heat Exchanger

Quantum Heat Exchangers



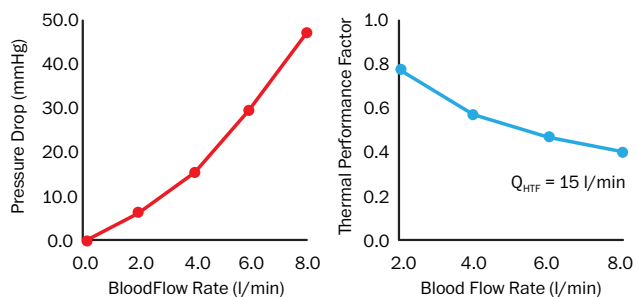
The Quantum range of sterile disposable heat exchangers have been designed by Spectrum Medical to provide the safest solution for eliminating the growth environment for the Mycobacterium Chimaera bacteria.

Specifically developed to operate exclusively with the Quantum Heater-Cooler technology and its Glycol heat transfer fluid. Both the patient and the cardioplegia heat exchangers are compact in design, with low priming volumes and minimal pressure drops.

Technical Specifications

Standard Heat Exchanger: High Flow (adult size)

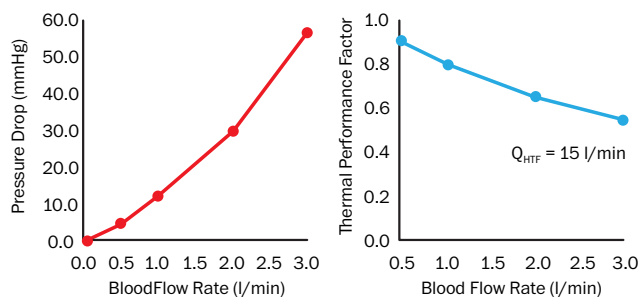
- Priming volume blood side: 55 ml
- Exchange Surface: 0.12 m²
- Priming volume HTF side: 70 ml
- Maximum flow rate: 8 l/min



Pressure drop curves were generated using bovine blood (Hct: 32±2% - Hb: 12±1[g/dl]) at 37±1°C

Standard Heat Exchanger: Medium Flow (pediatric size)

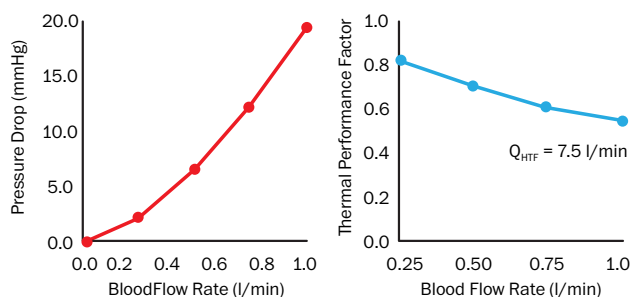
- Priming volume blood side: 22 ml
- Exchange Surface: 0.05 m²
- Priming volume HTF side: 38 ml
- Maximum flow rate: 3 l/min



Pressure drop curves were generated using bovine blood (Hct: 32±2% - Hb: 12±1[g/dl]) at 37±1°C

Standard Heat Exchanger: Low Flow (neonatal size)

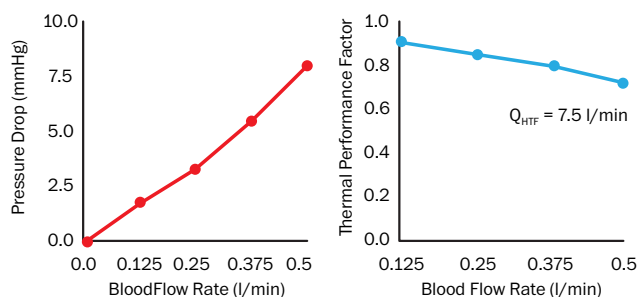
- Priming volume blood side: 11 ml
- Exchange Surface: 0.028 m²
- Priming volume HTF side: 22 ml
- Maximum flow rate: 1 l/min



Pressure drop curves were generated using bovine blood (Hct: 32±2% - Hb: 12±1[g/dl]) at 37±1°C

Cardioplegia Heat Exchanger

- Priming volume blood side: 22 ml
- Exchange Surface: 0.028 m²
- Relief Valve Opening Pressure: 500 mmHg
- Priming volume HTF side: 22 ml
- Maximum flow rate: 0.5 l/min



Pressure drop curves were generated using bovine blood (Hct: 32±2% - Hb: 12±1[g/dl]) at 37±1°C

Hybrid Reservoir

Next generation Reservoir, bringing benefits of Mini-CPB to everyday usage.

Spectrum Medical continues to provide new technologies specifically designed to improve performance and therefore improve patient outcomes.

The Hybrid Cardiotomy-Venous Reservoir is as easy to use as a traditional hard shell system. It primes quickly and familiar Vacuum Assist approaches are easily used.

The Hybrid Reservoir also provides the inherent safety of a soft bag while minimizing the need for manual air removal techniques.

Whether a Team currently uses Mini-bypass, has not yet attempted Mini-bypass, uses a Soft-bag or a Hard-shell reservoir, all will appreciate the easy to use Hybrid Reservoir Technologies. The improvements provide: gross venting of venous line air, control of patient volume, options to separately handle vented and suctioned blood, utilization of common Vacuum assist techniques while avoiding the complexity of a kinetic venous assist device, and elimination of the difficulties of converting from a Mini-bypass circuit to full drainage during unpredictable clinical situations. The Hybrid Reservoir is developed to successfully address a wide variety of challenging clinical situations.




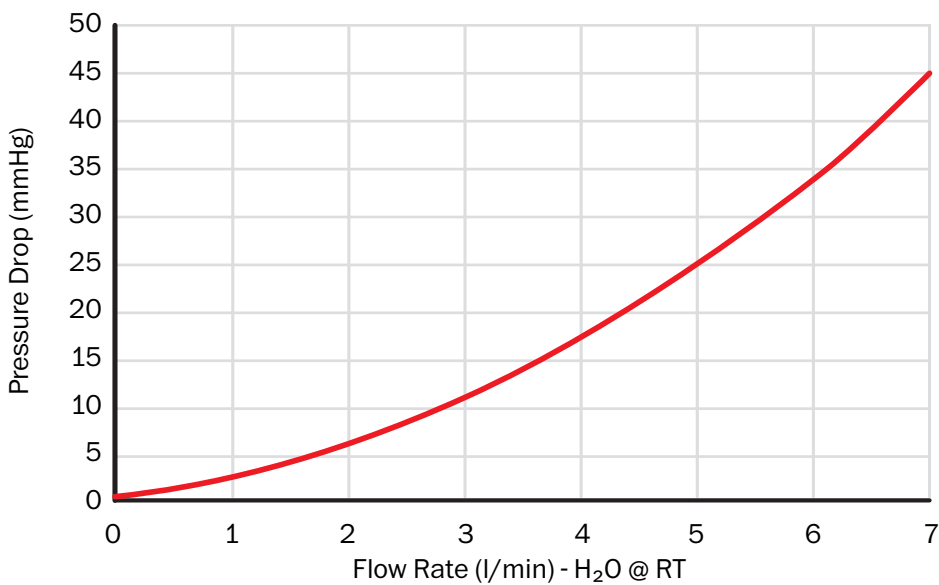
The Quantum SuperPAC with Side Port Technology

The world's first Axillary Artery Graft with a built-in access side port for VA extracorporeal life support.

The world's first Axillary Artery Graft with a built-in access side port for VA extracorporeal life support.

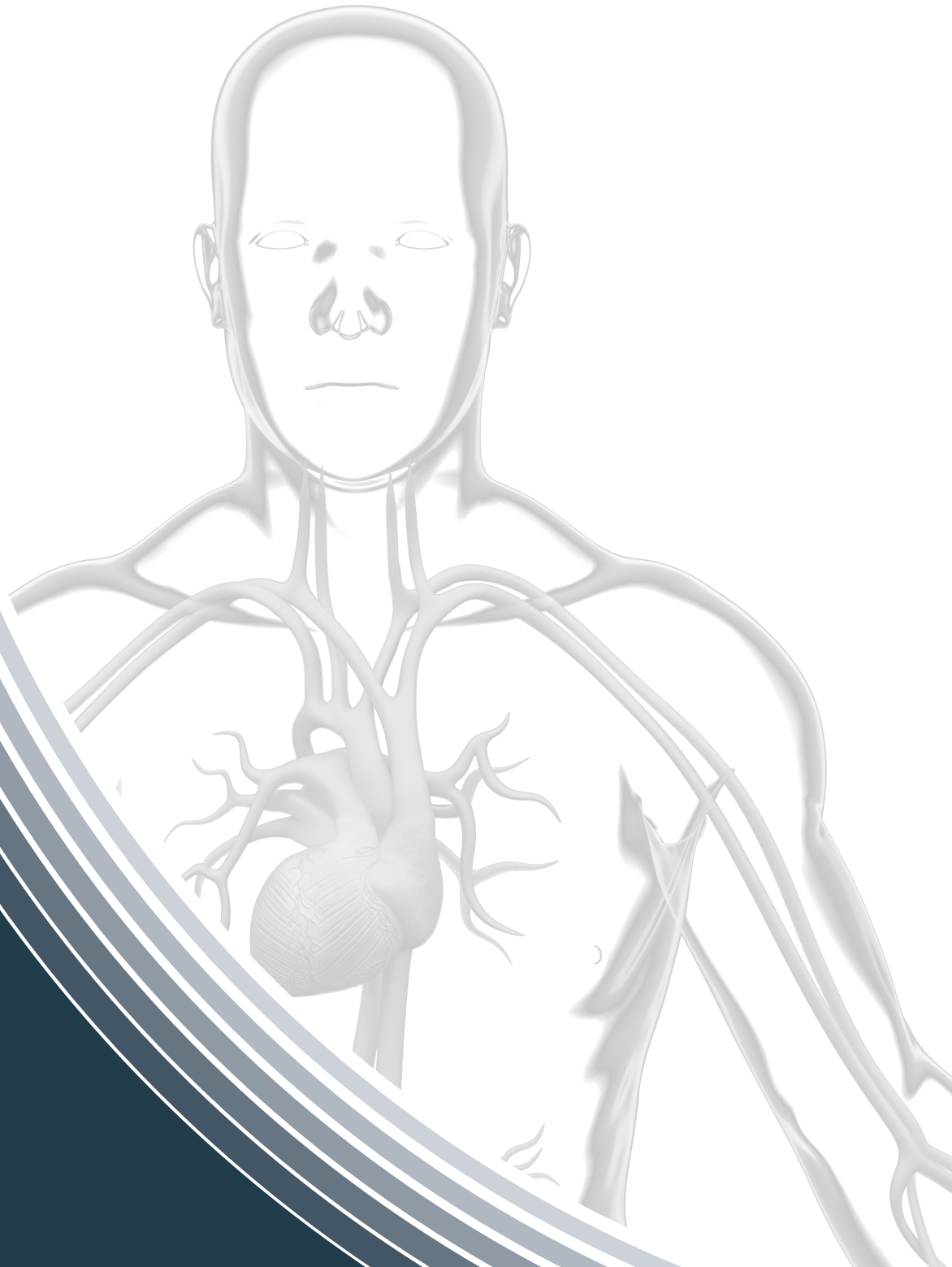
Spectrum Medical's revolutionary 8mm Graft provides up to 7lpm of blood flow with the addition of a side port that can accept up to 9 French. This side port can be used for LV Venting, endo-clamping, cardioplegia delivery devices, PCI, IABP and other imaging or procedures that need easy access. The system has an access site designed purposefully to allow safe entry and removal of appropriately sized catheters into the high-pressure blood lines.

Arterial Cannula Graft Performances



Quantum Informatics - 21

Revolutionizing real-time patient safety and
the development of clinical best practise.



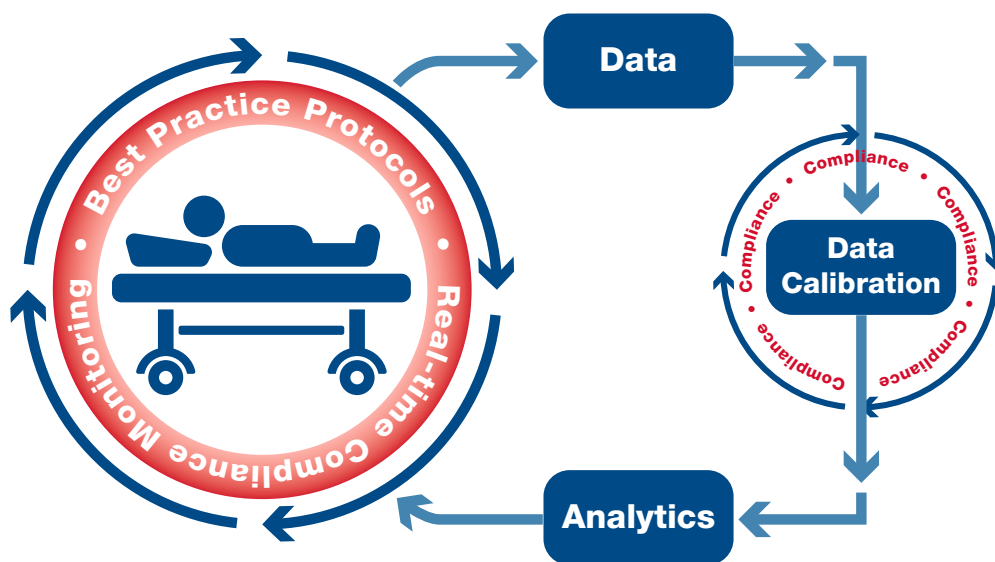
Quantum Informatics - 21

Quantum Informatics - 21 is Spectrum Medical's latest generation software solution that revolutionizes real-time patient safety and the future development of clinical best practice for the high-risk patient population within the O.R and the I.C.U.

The seamless integration of "multiple information feeds" supports the real-time distribution of critical patient information and the deployment of advanced "active Patient Safety Systems" and Clinical Best Practice. Integrated compliance, complication and critical care scoring systems combined with sophisticated alerting systems improves support for the avoidance of adverse events.

Access to data is made possible using Spectrum Medicals intuitive data search engine and report generator. Big data queries, the scheduling of routine reporting and quality performance metrics are all possible with Quantum Informatics - 21.

The concept of an active Patient Safety Strategy (aPSS) is a significant new development within the Quantum Informatics Technology. Central to the aPSS philosophy is its ability to support the physician deployment of clinical best practice directly to the patient and in real-time.



Real-time compliance reporting systems combined with various Best Practice and Evidenced Based Protocol Apps provide a flexible approach to the consistent delivery of quality and safe patient care. The functionality of the Quantum Informatics technology ensures that clinicians are made aware of best practice violations as they happen and in near real-time. Intra-case compliance tools ensure that non-compliance data can be analysed in near-real time during clinically relevant time periods, such as change of shift or following clinical interventions.

Active Patient Safety System

The Compliance, Complications, and Checklists applications combine clinical best practice and evidence-based protocols into a real-time Patient Safety System that supports the consistent delivery of quality and enhanced patient safety.

Best Practices

Measurement	Level	Critical Low	Critical High	Sustained Low	Sustained High	Decrease Rate	Increase Rate	Latest Value
Art Flow (L/min)	L1		7.5	2L/min / 2.0min				
CVP (mmHg)	L1							
FEMMean (mmHg)	L1	50	110					
LRADMean (mmHg)	L1	50	110					
MAP (mmHg)	L1	50	110	50mmHg / 2.0min				
SaO ₂ (%)	L1	70						
SvO ₂ (%)	L1	50	80	59% / 00s				
Art Flow (L/min)	L2	0.5	4.5					
CVP (mmHg)	L2	-25	25					
FEMMean (mmHg)	L2	50	85					
LRADMean (mmHg)	L2	50	85					
MAP (mmHg)	L2	50	85					
SaO ₂ (%)	L2	70						
SvO ₂ (%)	L2	50	100					

Adult Pediatric

Stop Record Case Info Procedures Intra-Op Event Chart Checklist Record Closing Toolbox

Compliance

The Best Practice app is an integral part of Quantum's active Patient Safety System which supports the real-time deployment of a bedside, patient-specific surveillance profile. Multiple surveillance profiles can be created within a hospital and stored within the Quantum Informatics System. Furthermore, clinicians with system privileges can make changes to a surveillance profile in real-time to further enhance individual care strategies and reduce alarm fatigue.

Creating surveillance profiles is a simple process in which real-time physiological data and discreet blood gas data is combined with a specific alerting strategy to create an individual surveillance profile. Alerting parameters can be configured individually or in combination using high/low limits, sustained limits or percentage rates of change limits.

LIVE VUE Spectrum Medical

Departments ICU Anesthesia Perfusion Test

Perfusion Location A - VV2 3:15:00 PM

Location C - QD1000027 Location A - VV2

ECG HR 79 FEMSys FEMDia ABP PIP PEEP Iso Sevo

RR 12 SpO2 94 FEM 11

Cardiac 100

Location A - VV4 Location: PH1000013

ECG HR 80 FEM 11

RR 9 SpO2 99 FEM 7

Cardiac 100

Location A - VV5

ECG HR 81 FEM 11

RR 12 SpO2 100 FEM 8

Cardiac 100

Location A - VV1

ECG HR 80 FEM 11

RR 11 SpO2 91 FEM 8

Cardiac 100 Renal 91 Metabolic 100 Hematological 100 Pulmonary 63

Cardiac 100 Renal 81 Metabolic 94 Hematological 100 Pulmonary 63

Set Compliance Limits

Measurement	Critical Low	Critical High	Sustained Low	Sustained High	Sustained High Seconds	Decrease Rate (%)	Decrease Rate Seconds	Increase Rate (%)	Increase Rate Seconds
Art Flow (L/min)		8							
Bld Temp (°C)	33	37.5		35	50				
Card. Press (mmHg)	80	3							
FiO ₂ (%)	40	100	50	30					
Line Press (mmHg)	1	300		300	30		5	60	
PiCO ₂ (mmHg)	30	55			50				
PO ₂ (mmHg)	130	400				10	60	60	
Pump Flow (l/min)		7.5							
Swamp (L/min)	1	6							

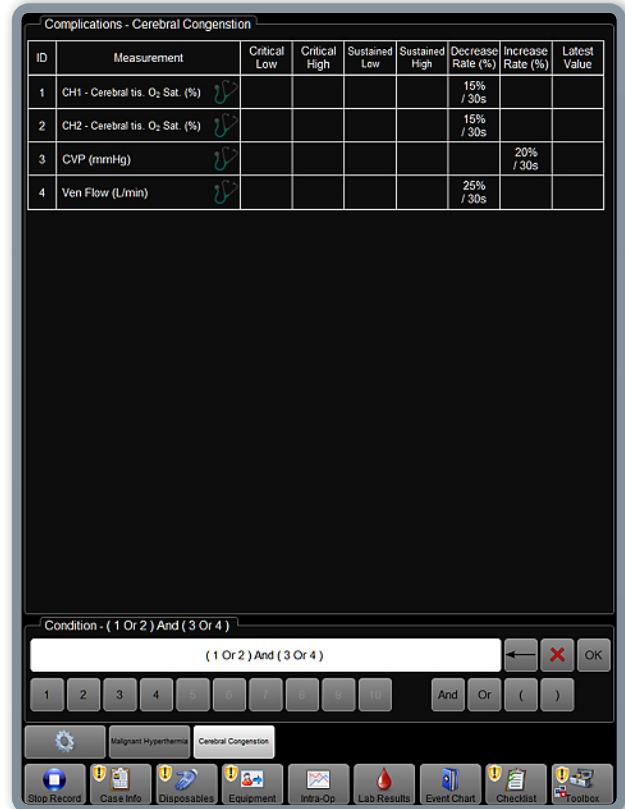
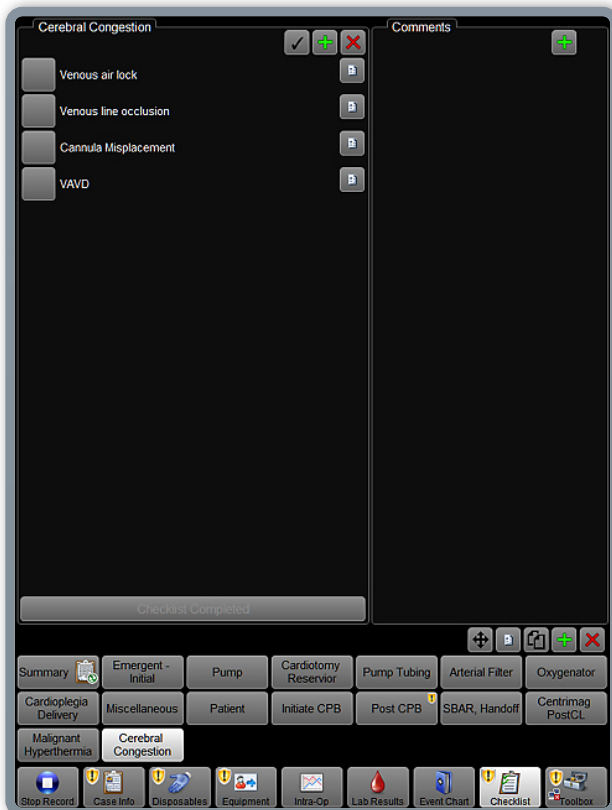
Update

Active Patient Safety System

Complications

The Complications application provides a real-time capability that combines the surveillance of multiple information feeds with a range of complication algorithms. When activated, the complication algorithm generates a Complication Alert which is supported by a pre-agreed Complication Response.

Complication Specific Algorithms and a Complication Response are easily configured using a “decision tree” format or a checklist. Complication alerts can be triggered automatically via the active Patient Safety System or manually by the clinician. In both cases the clinician gains access to the pre-configured Complication Response. Furthermore, the alert is communicated to all active participants within the Clinician Alert System.



Checklists

A Checklist application within Quantum’s active Patient Safety System supports the creation of multiple checklist formats and their real-time deployment to the bedside. Checklists can be configured to be triggered by any number of specific event types such as a complication alert, patient hand-off etc. Furthermore, Checklist functionality can be time-synchronized with a change of shift or current rounding practice.

Critical Care Scoring

Patient Safety Technologies, revolutionizing real-time clinician patient connectivity in the I.C.U. and O.R.



The Quantum Informatics Critical Care Scoring technology has been designed to support instant access to a highly visual representation of patient status and then to alert the clinical team via the Quantum Informatics' system when a patient status becomes critical.

At the heart of the Critical Care Scoring functionality is the development of a hospital configured scoring system that's specific to a physiologic system such as Renal, Respiratory, Cardiac etc. Analysing data at the system level allows the

instant summary of multiple data points to both speed response and patient triage.

Initial system configuration and subsequent modifications are both easy and only possible with Admin level access. Real-time data combined with ADT feeds from the Hospital Management System facilitates the active calculation of a patient system status. Additionally, ADT feeds allow the introduction of pre-specified patient weighting factors into the system scoring calculation.

Custom Dashboards for the I.C.U. and O.R.



Custom dashboards are used by the clinical team to visualize data that is critical to clinical practice and patient safety. Dashboards have been used in the operating room to create real-time custom views and clinical decision trees relevant to the surgical procedure. Dashboards have also been

used in the I.C.U. to allow clinical teams to monitor patients and share data to multiple clinicians to support real-time response to real-time adverse events. These dashboards can consist of live streaming data from 1st and 3rd party devices, ADT. Labs and information from the HIS.

Centralized & Remote Tele-Health and Integrated Alerting Systems

With the seamless integration of “multiple information feeds” and the intuitive input of ADT data, Spectrum Medical is committed to maximizing patient safety with real-time responses to real-time adverse events.

When Spectrum Medical’s revolutionary app based Patient Safety System on the Quantum Workstation are integrated with our next generation server based Quantum Informatics technology, clinical safety and real-time physician response is taken to the next level.

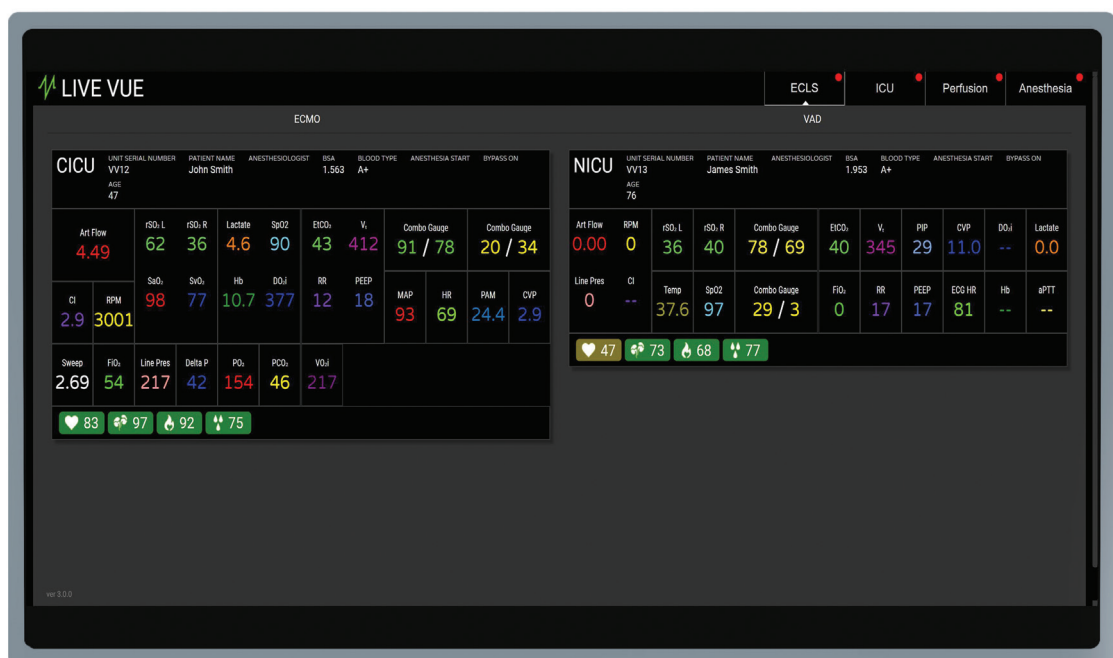
Quantum Informatics LIVE VUE is the name given to the software system designed to visualize real-time clinical information in both graphical and textual formats to clinicians within the clinical setting or from a remote location. LIVE VUE will provide the clinical team with a “wide area, real-time perspective” of all patients within the care setting. This presentation of data is further enhanced with the integration of system alerts associated with the deployed active Patient Safety System.

System alerts for Complications, Compliance, Critical Care Scoring and Checklist, if active, will

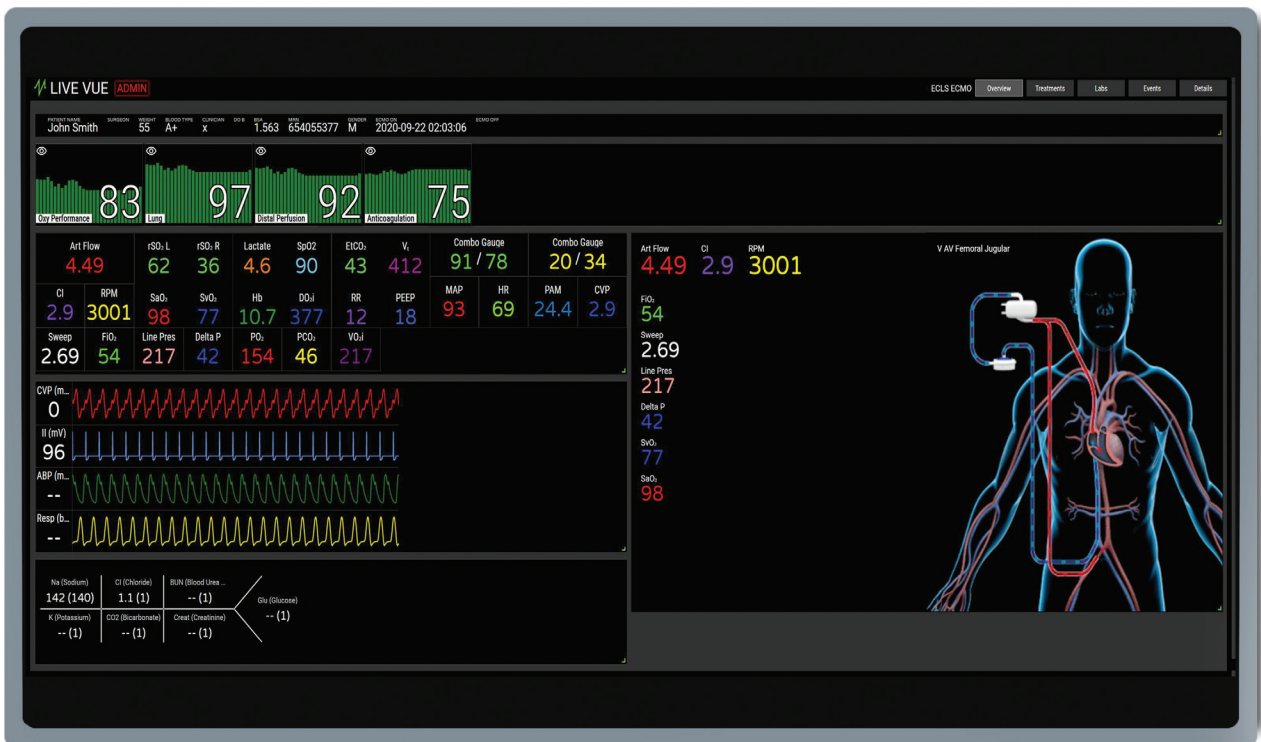
be communicated to the summary information screen and to the clinician’s personnel comms device in real-time.

Access to patient-specific granular trending information is made possible by selecting a patient displayed in the LIVE VUE dashboard. This data can include waveforms, trending physiologic data, intermittent blood gas data etc. In fact, the presentation of discreet patient data can be further enhanced by extending the exchange of information to include relevant data within the Hospital Information System.

The LIVE VUE interface is also used for the selection and deployment of both surveillance profiles and checklists. The LIVE VUE interface is also used for the individual setting of alerts within an active patient surveillance profile.

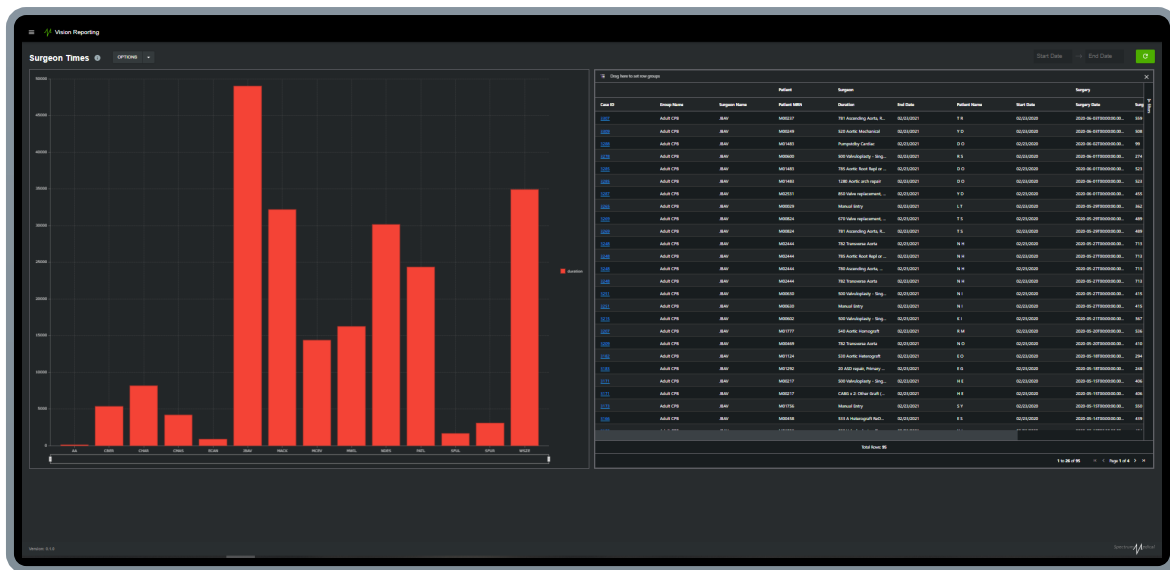


Centralized & Remote Tele-Health and Integrated Alerting Systems



System Architecture and H.I.S. Integration (VISION)

The Powerhouse behind Spectrum Medical's Quantum Informatics technology.



About VISION Server

VISION is a sophisticated server application that is the gateway into Spectrum Medical's Quantum Informatics Technology. VISION automates the system-wide distribution of software upgrades, windows and security updates, a web-based remote access capability plus the management of user passwords and system privileges. VISION will also support integration with Active Directory.

The VISION server application operates on a hospital-supplied server. It supports two-way communication with the Hospital Information Systems (H.I.S.) and 3rd party gateway servers using an integrated communications interface engine supplied by MIRTH Inc. In addition to its system management functionality, the VISION server application includes a SQL database for the long-term storage of data and for the real-time distribution of active patient

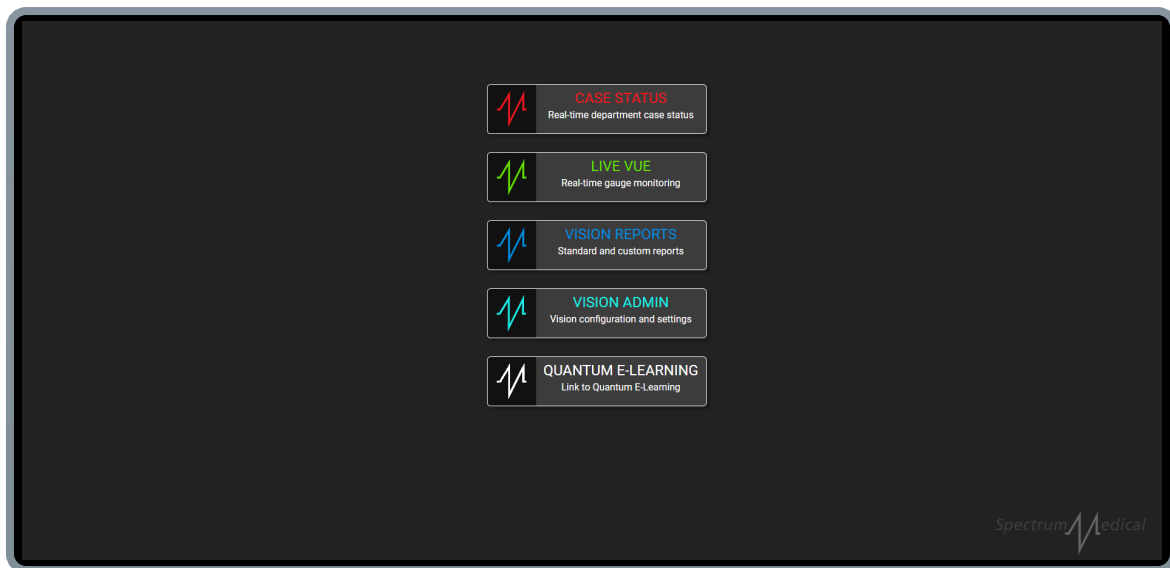
data to both LIVE VUE and the clinician-deployed active Patient Safety Systems.

Medical Device Connectivity

To ensure the seamless integration of clinical information, the Quantum Informatics VISION Server application includes a world-leading Medical Device Connectivity solution that can eliminate the need for a 3rd party middle-ware solution. The VISION server application can support connectivity to the following systems:

- 3rd Party Gateway Servers (e.g. Philips & GE)
- Direct device connectivity to a range of Physiologic Monitors Ventilators etc.
- Connectivity to middle-ware solutions
- Hospital Information Systems (via Mirth)
- The Quantum Workstation Platform

System Architecture and H.I.S. Integration (VISION)



System Analytics & Case Playback

Initially developed to support the training environment as well as Morbidity and Mortality meetings, the Case Playback technology provides the capability to retrospectively replay stored patient data from the VISION SQL database in real-time. Continuous information includes waveforms, trending physiological and blood gas data. Additionally and dependent on the H.I.S. integration, case playback can include case related events such as medication delivery, best practice alerts, personnel activity etc.

System Administration

Spectrum Medical has long recognised that the success of any deployed QA / QI platform is dependent on the maintenance of Physician engagement, which in itself is largely dependent

on utility and the ability to introduce system-wide changes quickly.

The day-to-day management of Quantum Informatics is at the physician level. VISION's web interface supports the real-time management of the active Patient Safety System, including, profile creation, profile modification and profile deployment.

Dashboards / Management Reporting

Spectrum Medical recognizes that dashboards and active reporting systems are core to delivering information and clinical analytics across the continuum of healthcare. To deliver this, Spectrum Medical has partnered with LOGI Analytics, a recognized leader in the field of data visualization and data analytics. The LOGI "tool-set" is now a standard module within Quantum Informatics.

Sentinel Total Care

Absolute dedication to customer support
and a total solutions approach to a “trusted
partner status”



In-service Customer Support

Sentinel Total Care defines Spectrum Medical's approach to a total solutions support program that maximizes equipment availability with the very latest system functionality.

Software Updates:

Spectrum Medical is committed to the continuous improvement of both system functionality and the enhancement of capital value. We continually review, enhance, and add software functionality driven by evidence-based clinical usage and trends. Our 3rd party device driver software is regularly updated to ensure compatibility with both established and new systems. All software updates are included at no additional cost to the customer. Any software deployment is subject to prior customer approval and training via Spectrum Medical's web-based electronic Learning Management System (Quantum eLearning).

On-Site Customer Support:

A Spectrum Medical Product Specialist will perform all required routine servicing to ensure optimum performance of your Quantum Perfusion System. Visiting Product Specialists will also provide additional user training and support changes to systems configuration to enhance clinical practice. Using dedicated Product Specialists as opposed to

traditional service personnel is a unique strategy within the CPB space. Additionally, Sentinel Total Care covers all associated service visit costs (travel, labour, and spare parts).

Extended Warranty:

Sentinel Total Care includes comprehensive protection in the event of any breakdown of your Quantum System. Coverage includes modules, sub-assemblies, and any associated accessories (sensors, cables, clamp assemblies, batteries, etc.). Quantum products beyond economical repair will be replaced with the latest 'new build' technologies at no additional cost.

Accidental Damage:

No questions asked, unintentional damage protection, including all Quantum accessories. Quantum products beyond economical repair will be replaced with the latest 'new build' technologies at no additional cost. Sentinel Total Care allows you to effectively manage your budget with no sudden large Purchase Order requirements.

In-service Customer Support

Real-Time Customer support 24 hours, seven days a week.

Remote Real-Time Support (QuantumChat):

Integrated, as part of Sentinel Total Care, users have access to Spectrum Medical's comprehensive 24/7 remote real-time support application, QuantumChat.

QuantumChat puts customers in direct contact with our product, clinical and technical specialists located globally. Ask a question anytime, anywhere and get an immediate response back. Share pictures, videos or even start a live video chat with a product expert using your mobile device. Each user is given a dedicated login and grouped within your clinical team. Follow or respond to questions asked by fellow team members. Get device information about your Quantum System by simply scanning the QR barcode found on any Quantum module/sensor. Accessed via the app, our knowledge-based libraries such as documents, manuals, software release notes and various troubleshooting help tips. QuantumChat makes troubleshooting and resolving issues easy and fast. QuantumChat supports multiple languages and is compatible with either Apple or Android mobile devices.

Additionally, with the inclusion of our VISION Server System and with VPN access, Spectrum Medical can provide remote monitoring and fault diagnosis of all Quantum system networks connected to the local VISION server intraoperatively.



Emergency Loan Equipment:

Spectrum Medical will dispatch complimentary loan equipment if your defective equipment cannot be rectified within 24 hours of being returned to a Spectrum Medical Service Centre. To maximize equipment uptime our loan equipment stays with you until you receive a repaired or new replacement module from Spectrum Medical.

Quantum Sterile Products Support:

Partnering with hospitals in the provisioning of care is at the core of the Sentinel relationship and providing dedicated customer support for sterile disposable technologies is another exciting world first for Spectrum Medical.

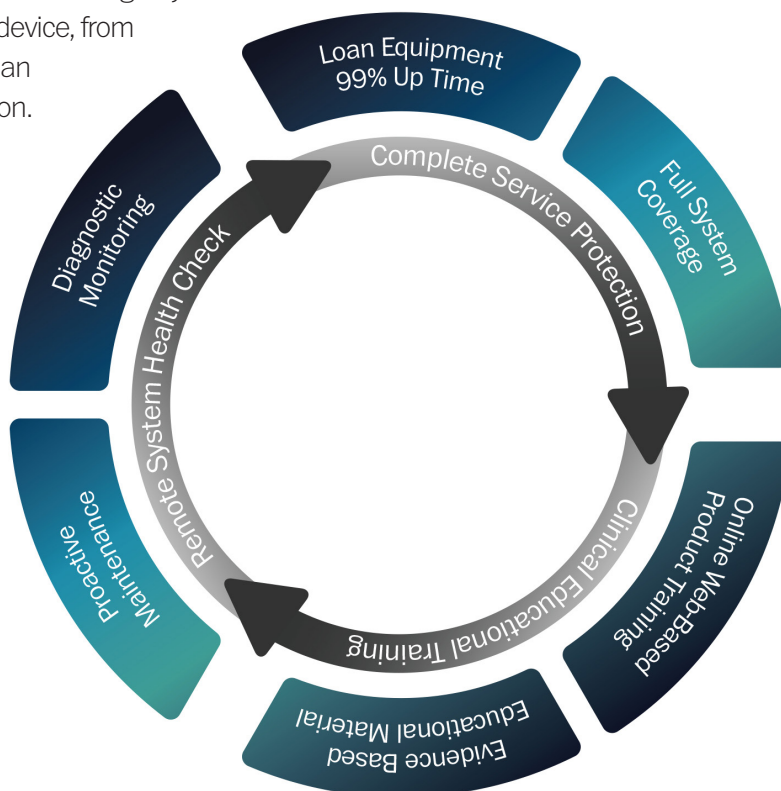
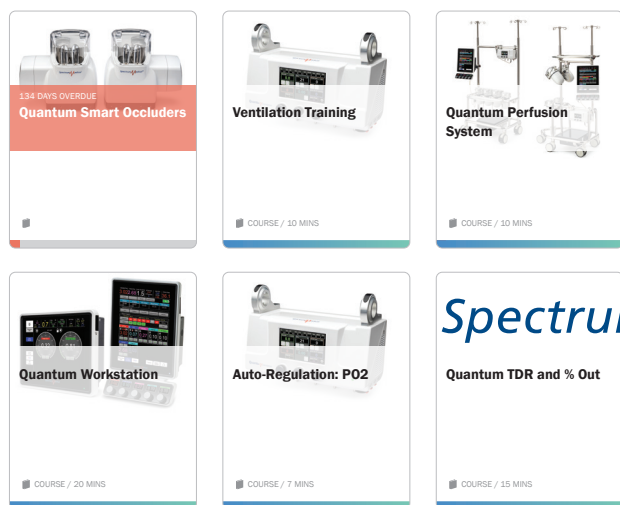
Quantum sterile products supplied by Spectrum Medical that have exceeded their expiration date can be returned to Spectrum Medical and exchange for new replacements products free of charge.

In-service Customer Support

Sentinel provides access to a wide range of structured Training, Educational and Re-Certification resources.

On-Line Learning Support (Quantum eLearning):

All users have access to Spectrum Medical's web-based eLearning management platform, Quantum eLearning. Quantum eLearning will complement any existing training or re-certification program. Each Spectrum Medical module, product or technology, has its own dedicated course. Each course content is available in multiple languages and designed to ensure that the user's product and clinical knowledge is both relevant and up-to-date. Topics covered include clinical benefits of hypobaric oxygenation, safety features for Mini-Bypass mode, and auto-regulation of PO₂ and PCO₂. Quantum eLearning is an easily accessible resource library. Access Quantum eLearning day or night, on any device, from any location with an internet connection.





UK Headquarters:
Call +44 (0) 1242 650120
enquiries@spectrummedical.com

US Headquarters:
Call 800 265 2331
ussales@spectrummedical.com

ANZ Headquarters:
Call +613 9562 8063
Sales.ANZ@spectrummedical.com

www.spectrummedical.com



SPECTRUM MEDICAL LIMITED
Registered to:
ISO13485:2016
File No. A14554

Not available for commercial sale in certain regions, please check with your regional manager for availability.

SMM-008 v4